

**AMENDED AND RESTATED NOTICE OF MEETING
FORT BEND COUNTY FRESH WATER SUPPLY DISTRICT NO. 1
OF
FORT BEND COUNTY, TEXAS**

Notice is hereby given that the Board of Supervisors of **Fort Bend County Fresh Water Supply District No. 1** will meet in **regular** session, open to the public, at **2:00 p.m. on Thursday, July 18, 2024**, at **1980 Post Oak Boulevard, Suite 1380, Houston, Texas 77056**, a designated meeting place of the Board outside the boundaries of the District.

Electronic copies of the meeting materials are available at **www.fortbendwater1.com** at such time as the meeting occurs.
At the meeting the following items will be considered:

1. Hear from public solely regarding matters on the agenda (limited to 3 minutes per person).

2. Receive update concerning sanitary sewer easements along Trammel Fresno Road.

3. Review Bookkeeper's Report and consider taking action thereon, including:

- A. Approval of bills submitted to the District for payment.
- B. Review Investment Report and authorize necessary action in connection therewith.
- C. Review Collateral Pledge Report and Investment Policy and authorize necessary action in connection therewith including any amendments or changes thereto.
- D. Discuss depository institutions and take any necessary related actions.

4. Review Tax Assessor/Collector's Report and consider taking action thereon, including:

- A. Approve write-offs as recommended by the Fort Bend County Tax Assessor/Collector.

5. Review Engineer's Report and consider taking action thereon, including:

- A. Report on status of projects including: (i) Fresno Ranchos Subdivision lift station and force main, (ii) Gateway Acres Subdivision wastewater plumbing contract, (iii) Fresno Ranchos Wastewater Collection System, (iv) Expansion of Televue Terrace Subdivision Lift Station, and (v) Teal Gardens Development, and take action related thereto, including authorize advertisement of bids, award of contracts, approval of pay estimates and change orders.
- B. Authorize Engineer to prepare plans and specifications for water and wastewater system projects and authorize solicitation/advertisement of bids for construction of water system and wastewater system projects as necessary.
- C. Report on status of project funding, and take necessary action related thereto.
- D. Report on projections for District Water and Wastewater Projects.
- E. Discuss Emergency Preparedness Plan and take any necessary action related thereto.
- F. Update concerning status of non-residential connections.
- G. Discuss and take action on proposed emergency water interconnect with BC MUD 21.
- H. Update of status of City of Arcola water plant.
- I. Update on status of WWTP expansion.
- J. Update concerning road widening projects within the District.

6. Review Operator's Report and consider taking action thereon, including:

- A. Approval of repairs to water and wastewater systems.
- B. Approval of requests for water taps.
- C. Approval of water termination list.
- D. Discuss requests under Private Easement Policy.

7. Attorney's Report and consider taking action thereon, including.


- A. Approve minutes of meetings held on May 16, 2024, and June 20, 2024.
- B. Discuss and take action on Regional Facilities Contract, including WWTP expansions, capacity requirements and related matters.

8. Regional Plant Committee Report and consider taking action thereon.

9. Hear from public.

Pursuant to V.T.C.A. Government Code §551, the Board of Supervisors may convene in closed session in relation to any agenda item included in this Notice with such closed session to be held at the date, hour, and place given in this Notice any and all subjects for any and all purposes permitted by V.T.C.A Government Code Chapter 551, including but not limited to, private consultation with the District's Attorney's on any or all matters or subjects authorized by law, pending or contemplated litigation, personnel matters, real estate transactions, security devices, economic development negotiations and/or gifts and donations.

**FORT BEND COUNTY FRESH WATER
SUPPLY DISTRICT NO. 1**

By: 
Maria Salinas Parker
Sanford Kuhl Atagan Kugel Parker Kahn LLP
Attorneys for the District



MUNICIPAL ACCOUNTS
& CONSULTING, L.P.

Bookkeeper's Report | July 18, 2024

Fort Bend County Fresh Water Supply District No. 1



WEBSITE

www.municipalaccounts.com



ADDRESS

1281 Brittmoore Road
Houston, Texas 77043



CONTACT

Phone: 713.623.4539
Fax: 713.623.6859

THIS PAGE INTENTIONALLY LEFT BLANK



Spotlight On The Components That Make Up Your District's Taxable Value

Every year the Appraisal District will assess the new value of your District. The Total Certified Value of your District is the value of everything on the ground within your boundaries before any Exemptions are applied. Next, all Exemptions are applied and subtracted from the Certified Value. The remaining amount is your Taxable Value and the value used to set tax rates that generate tax revenues.

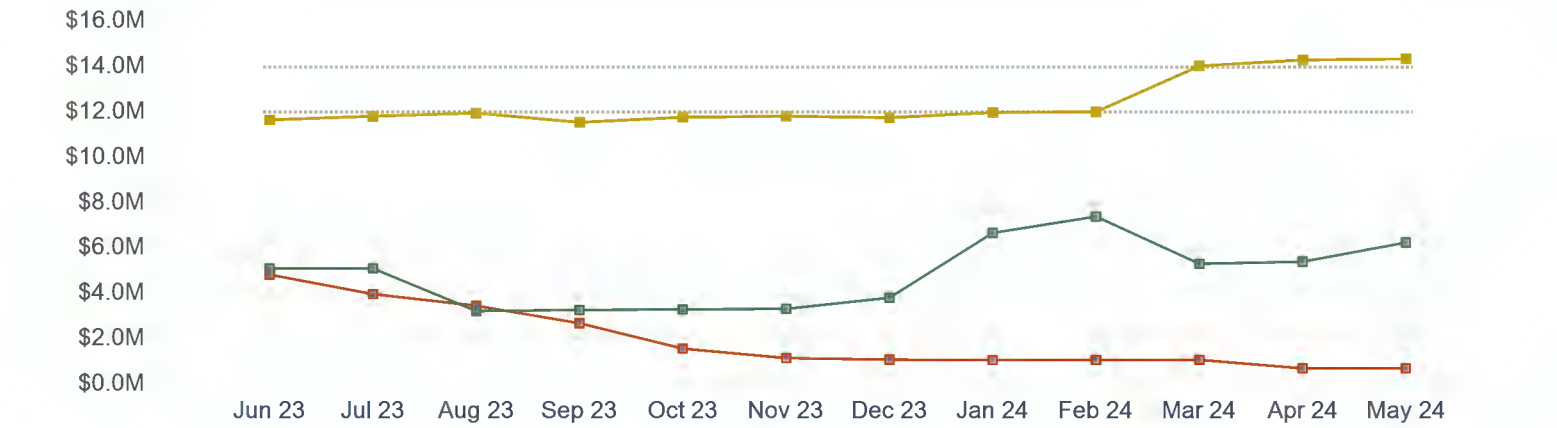


Account Balance | As of 07/18/2024

General Operating	Capital Projects	Debt Service
\$14,586,931	\$550,992	\$5,878,399

Total For All Accounts: \$21,016,323

Account Balance By Month | June 2023 - May 2024



Monthly Financial Summary - General Operating Fund

Fort Bend County FWSD No. 1 - GOF



Account Balance Summary

Balance as of 06/21/2024 **\$14,636,671**

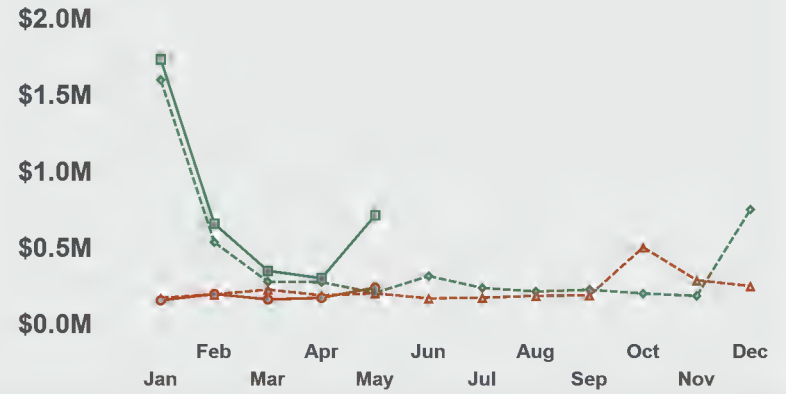
Receipts 586,309

Disbursements (636,049)

Balance as of 07/18/2024 **\$14,586,931**

Overall Revenues & Expenditures By Month (Year to Date)

Current Year Revenues Prior Year Revenues
Current Year Expenditures Prior Year Expenditures



May 2024

Revenues

Actual	Budget	Over/(Under)
\$719,506	\$219,504	\$500,002

Expenditures

Actual	Budget	Over/(Under)
\$247,233	\$195,379	\$51,854

January 2024 - May 2024 (Year to Date)

Revenues

Actual	Budget	Over/(Under)
\$3,787,527	\$3,116,079	\$671,448

Expenditures

Actual	Budget	Over/(Under)
\$966,214	\$906,881	\$59,334

Operating Fund Reserve Coverage Ratio (In Months)



Cash Flow Report - Checking Account

Fort Bend County FWSD No. 1 - GOF



Number	Name	Memo	Amount	Balance
Balance as of 06/21/2024				\$158,543.03
Receipts				
	Sweep from Lockbox Account		180,584.32	
	Interest Earned on Checking		72.32	
	Wire Transfer from Money Market		100,000.00	
Total Receipts				\$280,656.64
Disbursements				
8820	Frontier Communications	Telephone Expense	(283.37)	
8821	North Fort Bend Water Authority	Pumpage Fees	(49,645.05)	
8828	Rosa Linda Medina	VOID: Fees of Office - 6/20/2024	0.00	
8843	AT&T Mobility - #0808	Ipad Expense	(237.50)	
8844	AT&T Mobility - #9958	Wireless Internet Expense	(27.75)	
8845	Hudson Energy Services, LLC	Utility Expense	(6,783.44)	
8846	Frontier Communications	Telephone Expense	(297.37)	
8847	North Fort Bend Water Authority	Pumpage Fees	(49,526.75)	
8850	Calvin Casher	AWBD Conference Reimbursement	(1,452.46)	
8851	Erasto Vallejo	AWBD Conference Reimbursement	(1,390.78)	
8852	Paul Hamilton	AWBD Conference Reimbursement	(1,864.19)	
8853	Samuel R. Ingram	Security Expense	(200.00)	
8854	Calvin Casher	Fees of Office - 7/18/2024	(224.19)	
8855	Erasto Vallejo	Fees of Office - 7/18/2024	(204.10)	
8856	Paul Hamilton	Fees of Office - 7/18/2024	(204.09)	
8857	Rosa Linda Medina	Fees of Office - 7/18/2024	(179.09)	
8858	Calvin Casher	Fees of Office - 6/26/2024	(204.10)	
8859	Paul Hamilton	Fees of Office - 6/26/24 & WWTP Report	(408.19)	
8860	Aldo & Andrea Tristan	Customer Refund	(44.18)	
8861	Angelica Gil	Customer Refund	(162.90)	
8862	Felipe Perez	Customer Refund	(79.00)	
8863	Isabel Garcia	Customer Refund	(89.36)	
8864	Roney Jacob	Customer Refund	(79.00)	
8865	City of Arcola	WWTP Expenses	(20,744.78)	
8866	Fort Bend Central Appraisal District	Central Appraisal District Fees	(13,882.37)	
8867	Inframark, LLC	Maintenance & Operations	(83,188.91)	
8868	Jacobs Engineering Group, Inc.	Engineering Fees	(53,688.38)	
8869	M&D Cleaning & Home Improvement Services	Mowing Expense	(750.00)	
8870	Municipal Accounts & Consulting, LP	Bookkeeping Fees	(4,182.28)	
8871	Penn Credit	Collection Fees	(961.46)	
8872	PVS DX, Inc	Chemical Expense	(844.65)	
8873	Sanford Kuhl Hagan Kugle Parker Kahn LLP	Legal Fees	(15,570.91)	
8874	Water Utility Services, Inc.	Laboratory Expense	(340.00)	
8875	Reliant	Utility Expense	(1,707.37)	
8876	United States Treasury	Quarterly Payroll Taxes	(1,039.38)	

Cash Flow Report - Checking Account

Fort Bend County FWSD No. 1 - GOF



Number	Name	Memo	Amount	Balance
Disbursements				
8877	AT&T Mobility - #9958	Wireless Internet Expense	(27.75)	
8878	AT&T Mobility - #0808	Ipad Expense	0.00	
8879	Frontier Communications	Telephone Expense	0.00	
8880	North Fort Bend Water Authority	Pumpage Fees	0.00	
8881	Reliant	Utility Expense	0.00	
8882	City of Arcola	WWTP Expansion Expenses	(42,351.00)	
Fees	Central Bank	Bank Service Charge	(5.00)	
Total Disbursements			(\$352,871.10)	
Balance as of 07/18/2024				\$86,328.57

Cash Flow Report - Operator Account
Fort Bend County FWSD No. 1 - GOF



Number	Name	Memo	Amount	Balance
Balance as of 06/21/2024				
Receipts				
	Accounts Receivable		141,054.11	
	Accounts Receivable		27,389.52	
Total Receipts				\$168,443.63
Disbursements				
Fees	Central Bank	Bank Service Charge	(5.00)	
Rtn Chk	Central Bank	Returned Checks (4)	(2,588.50)	
Sweep	Central Bank	Transfer to Checking Account	(180,584.32)	
Total Disbursements				(\$183,177.82)
Balance as of 07/18/2024				\$16,835.71

Actual vs. Budget Comparison

Fort Bend County FWSD No. 1 - GOF



May 2024 January 2024 - May 2024

		May 2024		January 2024 - May 2024		Over/ (Under)	Annual Budget		
		Actual	Budget	Actual	Budget				
Revenues									
Water Revenue									
14101	Water -Customer Service Revenue	64,530	66,620	(2,090)	280,005	233,170	46,835	666,200	
14102	Regional Water Authority Fees	45,082	54,140	(9,058)	216,190	189,490	26,700	541,400	
14105	Connection Fees	1,447	1,233	214	5,471	6,167	(695)	14,800	
14109	Service Application Fees	0	1,058	(1,058)	3,000	5,292	(2,292)	12,700	
Total Water Revenue		111,060	123,052	(11,992)	504,666	434,118	70,547	1,235,100	
Wastewater Revenue									
14201	Wastewater-Customer Service Rev	19,937	18,464	1,473	96,594	85,396	11,198	230,800	
Total Wastewater Revenue		19,937	18,464	1,473	96,594	85,396	11,198	230,800	
Property Tax Revenue									
14301	Maintenance Tax Collections	406,068	0	406,068	2,566,340	2,174,289	392,051	2,978,363	
14303	Property Tax Penalty & Interest	54,253	0	54,253	90,854	32,334	58,520	68,800	
Total Property Tax Revenue		460,322	0	460,322	2,657,194	2,206,623	450,571	3,047,163	
Tap Connection Revenue									
14501	Tap Connections	58,195	16,667	41,528	205,117	83,333	121,784	200,000	
14502	Inspection Fees	2,902	542	2,360	7,431	2,708	4,723	6,500	
14503	Permit Well Fees	0	325	(325)	0	1,625	(1,625)	3,900	
Total Tap Connection Revenue		61,097	17,533	43,564	212,548	87,667	124,882	210,400	
Administrative Revenue									
14702	Penalties & Interest	5,848	7,392	(1,543)	35,976	36,958	(982)	88,700	
Total Administrative Revenue		5,848	7,392	(1,543)	35,976	36,958	(982)	88,700	
Interest Revenue									
14801	Interest Earned on Checking	18	100	(82)	192	500	(308)	1,200	
14802	Interest Earned on Temp. Invest	60,329	52,763	7,565	276,194	263,817	12,378	633,160	
Total Interest Revenue		60,347	52,863	7,483	276,387	264,317	12,070	634,360	
Other Revenue									
15801	Miscellaneous Income	896	200	696	4,162	1,000	3,162	2,400	
Total Other Revenue		896	200	696	4,162	1,000	3,162	2,400	
Total Revenues		719,506	219,504	500,002	3,787,527	3,116,079	671,448	5,448,923	
Expenditures									
Water Service									
16102	Operations - Water	6,011	4,550	1,461	28,708	22,750	5,958	54,600	
16105	Maintenance & Repairs - Water	31,085	21,833	9,251	113,305	109,167	4,138	262,000	
16107	Chemicals - Water	124	733	(609)	2,667	3,667	(1,000)	8,800	
16108	Laboratory Expense - Water	670	742	(72)	3,520	3,708	(188)	8,900	

Actual vs. Budget Comparison

Fort Bend County FWSD No. 1 - GOF



Expenditures

Water Service

	May 2024		January 2024 - May 2024			
	Actual	Budget	Over/ (Under)	Actual	Budget	Over/ (Under)
16109 Mowing - Water	450	358	92	2,250	1,792	458
16110 Utilities - Water	6,342	6,458	(117)	26,687	32,292	(5,604)
16114 Telephone Expense - Water	131	133	(2)	653	667	(14)
16116 Permit Expense - Water	0	0	0	0	0	0
16119 Water Authority Pumpage Fees	49,645	63,590	(13,945)	237,442	222,565	14,877
Total Water Service	94,457	98,398	(3,941)	415,232	396,607	18,625

Wastewater Service

16202 Operations - Wastewater	3,648	5,075	(1,427)	17,180	25,375	(8,195)
16205 Maint & Repairs - Wastewater	31,108	1,083	30,025	37,280	5,417	31,863
16206 Maint & Repairs - Lift Station	1,450	1,517	(66)	13,594	7,583	6,010
16209 Mowing - Wastewater	50	58	(8)	250	292	(42)
16211 Utilities - Lift Station	347	750	(403)	1,836	3,750	(1,914)
16214 Telephone Expense - Wastewater	180	75	105	879	375	504
16220 Arcola WWTP Expenses	7,588	14,692	(7,104)	38,371	73,458	(35,088)
Total Wastewater Service	44,370	23,250	21,120	109,389	116,250	(6,861)

Tap Connection

16501 Tap Connection Expense	9,240	9,167	73	14,131	45,833	(31,702)
16502 Inspection Expense	453	508	(55)	4,584	2,542	2,043
Total Tap Connection	9,693	9,675	18	18,715	48,375	(29,660)

Administrative Service

16703 Legal Fees	32,803	15,000	17,803	84,559	75,000	9,559
16705 Auditing Fees	7,500	7,000	500	24,000	23,200	800
16706 Engineering Fees	31,580	31,250	330	195,062	156,250	38,812
16709 Election Expense	0	0	0	1,113	1,200	(88)
16710 Website Hosting	0	0	0	351	350	1
16711 Sales Tax Tracking	0	0	0	0	0	0
16712 Bookkeeping Fees	11,884	5,796	6,088	45,897	42,228	3,669
16714 Printing & Office Supplies	951	742	209	4,309	3,708	601
16716 Delivery Expense	246	125	121	631	625	6
16717 Postage	932	925	7	4,450	4,625	(175)
16718 Insurance & Surety Bond	0	0	0	0	0	0
16719 AWBD Expense	0	0	0	2,155	2,792	(637)
16722 Bank Service Charge	129	5	124	705	25	680
16723 Travel Expense	56	200	(144)	778	1,000	(222)
16724 Publication Expense (SB 622)	0	0	0	0	0	0
16725 Tax Assessor/Appraisal	0	0	0	13,510	11,525	1,985
16728 Record Storage Fees	248	133	114	741	667	74
16731 Arbitrage Analysis	0	0	0	400	500	(100)

Actual vs. Budget Comparison

Fort Bend County FWSD No. 1 - GOF



	May 2024			January 2024 - May 2024			
	Actual	Budget	Over/ (Under)	Actual	Budget	Over/ (Under)	Annual Budget
Expenditures							
Administrative Service							
16736 Seminar Expenses	0	0	0	0	0	0	3,700
16737 Telephone - Ipad Expense	241	242	(1)	1,194	1,208	(15)	2,900
Total Administrative Service	86,567	61,418	25,149	379,855	324,903	54,952	786,560
Payroll Expense							
17101 Payroll Expenses	2,210	1,658	553	7,956	8,288	(332)	19,890
17103 Payroll Tax Expense	169	127	42	609	634	(26)	1,522
Total Payroll Expense	2,379	1,784	595	8,565	8,922	(357)	21,412
Other Expense							
17802 Miscellaneous Expense	593	167	426	2,412	833	1,579	2,000
Total Other Expense	593	167	426	2,412	833	1,579	2,000
Total Expenditures	238,059	194,692	43,367	934,167	895,890	38,277	2,263,072
Total Revenues (Expenditures)	481,447	24,812	456,635	2,853,359	2,220,189	633,170	3,185,851
Other Expenditures							
Capital Outlay							
17901 Capital Outlay	0	0	0	0	0	0	100,000
17910 Cap Outlay - Road Reloc Utility	0	0	0	0	0	0	500,000
17911 Cap Outlay - City of Arcola W/P	0	0	0	0	0	0	635,000
17914 Cap Outlay - Gateway Acres Plum	0	0	0	0	0	0	1,000,000
17915 Cap Outlay -Teleview Terrace LS	687	687	0	10,991	10,990	0	750,000
17919 Cap Out - Fresno Ranch WW Coll	8,488	0	8,488	21,056	0	21,056	0
Total Capital Outlay	9,174	687	8,487	32,047	10,990	21,056	2,985,000
Total Other Expenditures	9,174	687	8,487	32,047	10,990	21,056	2,985,000
Total Other Revenues (Expenditures)	(9,174)	(687)	(8,487)	(32,047)	(10,990)	(21,056)	(2,985,000)
Excess Revenues (Expenditures)	472,273	24,125	448,148	2,821,312	2,209,198	612,114	200,851

Balance Sheet as of 05/31/2024

Fort Bend County FWSD No. 1 - GOF



Assets

Bank	
11101 Cash in Bank	\$181,393
11102 Operator	31,570
Total Bank	\$212,962
Investments	
11201 Time Deposits	\$14,136,240
Total Investments	\$14,136,240
Receivables	
11301 Accounts Receivable	\$364,302
11303 Maintenance Tax Receivable	584,968
11305 Accrued Interest	12,493
Total Receivables	\$961,763
Interfund Receivables	
11402 Due From Debt Service	\$460,318
Total Interfund Receivables	\$460,318
Total Assets	\$15,771,283

Liabilities & Equity

Liabilities	
Accounts Payable	
12101 Accounts Payable	\$251,481
12102 Payroll Liabilities	532
Total Accounts Payable	\$252,013
Other Current Liabilities	
12201 Unclaimed Property	\$996
12205 Due To COA - WW Collections	12,868
Total Other Current Liabilities	\$13,864
Deferrals	
12502 Deferred Inflows Property Taxes	\$817,333
Total Deferrals	\$817,333
Deposits	
12601 Customer Meter Deposits	\$173,361
Total Deposits	\$173,361
Total Liabilities	\$1,256,571
Equity	
Assigned Fund Balance	
13101 Unassigned Fund Balance	\$11,693,400
Total Unassigned Fund Balance	\$11,693,400
Net Income	\$2,821,312
Total Equity	\$14,514,713



Total Liabilities & Equity

\$15,771,283

Monthly Financial Summary - Capital Projects Fund

Fort Bend County FWSD No. 1 - CPF



Account Balance Summary

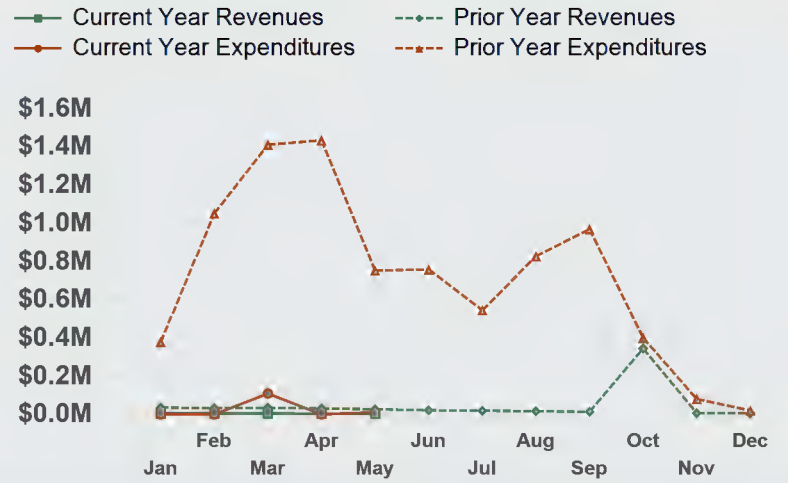
Balance as of 06/21/2024 **\$548,129**

Receipts 2,869

Disbursements (5)

Balance as of 07/18/2024 **\$550,992**

Overall Revenues & Expenditures By Month (Year to Date)



Account Balance By Month | June 2023 - May 2024

— CAPITAL PROJECTS FUND



Cash Flow Report - Checking Account

Fort Bend County FWSD No. 1 - CPF



Number	Name	Memo	Amount	Balance
Balance as of 06/21/2024				\$505.43
Receipts				
	No Receipts Activity		0.00	
Total Receipts				\$0.00
Disbursements				
Svc Chg	Central Bank	Service Charge	(5.00)	
Total Disbursements				(\$5.00)
Balance as of 07/18/2024				\$500.43

District Debt Summary as of 07/18/2024

Fort Bend County FWSD No. 1 - DSF



		WATER, SEWER, DRAINAGE	PARK/ROAD/OTHER	REFUNDING
Total \$ Authorized		Authorized	Authorized	Authorized
\$118.31M		\$118.31M	N/A	\$173.97M
Total \$ Issued		Issued	Issued	Issued
\$46.55M		\$46.55M	N/A	\$620.00K
Yrs to Mat	Rating	\$ Available To Issue	\$ Available To Issue	\$ Available To Issue
25	AA	\$71.76M	N/A	\$173.35M

*Actual 'Outstanding' Refunding Bonds issued below may differ from the 'Issued' total above pursuant to Chapter 1207, Texas Government Code.

Outstanding Debt Breakdown

Series Issued	Original Bonds Issued	Maturity Date	Principal Outstanding
2022 - WS&D	\$10,450,000	2046	\$10,450,000
2020 - Refunding	\$4,850,000	2039	\$4,080,000
2019 - WS&D	\$1,745,000	2049	\$1,595,000
2017 - Refunding	\$5,365,000	2038	\$5,285,000
2016 - Refunding	\$4,430,000	2037	\$3,305,000
2015 - WS&D	\$8,000,000	2045	\$6,520,000
2010A - WS&D	\$600,000	2030	\$210,000
2006A - WS&D	\$6,935,000	2027	\$1,685,000
Total	\$42,375,000		\$33,130,000

District Debt Schedule

Fort Bend County FWSD No. 1 - DSF



Paying Agent	Series	Principal	Interest	Total
Amegy Bank of Texas	2022 - WS&D	\$0.00	\$156,750.00	\$156,750.00
Amegy Bank of Texas	2020 - Refunding	\$460,000.00	\$57,606.25	\$517,606.25
Bank of New York	2019 - WS&D	\$40,000.00	\$30,022.50	\$70,022.50
Amegy Bank of Texas	2017 - Refunding	\$10,000.00	\$105,650.00	\$115,650.00
Amegy Bank of Texas	2016 - Refunding	\$190,000.00	\$53,650.00	\$243,650.00
Amegy Bank of Texas	2015 - WS&D	\$200,000.00	\$126,247.26	\$326,247.26
Computershare Trust Company, NA	2010A - WS&D	\$30,000.00	\$0.00	\$30,000.00
Computershare Trust Company, NA	2006A - WS&D	\$405,000.00	\$23,495.00	\$428,495.00
Total Due 08/15/2024		\$1,335,000.00	\$553,421.01	\$1,888,421.01

Paying Agent	Series	Principal	Interest	Total
Amegy Bank of Texas	2022 - WS&D	\$0.00	\$156,750.00	\$156,750.00
Amegy Bank of Texas	2020 - Refunding	\$0.00	\$50,706.25	\$50,706.25
Bank of New York	2019 - WS&D	\$0.00	\$29,598.50	\$29,598.50
Amegy Bank of Texas	2017 - Refunding	\$0.00	\$105,500.00	\$105,500.00
Amegy Bank of Texas	2016 - Refunding	\$0.00	\$50,800.00	\$50,800.00
Amegy Bank of Texas	2015 - WS&D	\$0.00	\$123,807.25	\$123,807.25
Computershare Trust Company, NA	2006A - WS&D	\$0.00	\$17,926.25	\$17,926.25
Total Due 02/15/2025		\$0.00	\$535,088.25	\$535,088.25

Investment Profile as of 07/18/2024

Fort Bend County FWSD No. 1



General Operating Fund	Capital Projects Fund	Debt Service Fund	Other Funds
Funds Available to Invest \$14,586,931	Funds Available to Invest \$550,992	Funds Available to Invest \$5,878,399	Funds Available to Invest N/A
Funds Invested \$14,483,767	Funds Invested \$550,492	Funds Invested \$5,878,399	Funds Invested N/A
Percent Invested 99%	Percent Invested 99%	Percent Invested 100%	Percent Invested N/A

Term	Money Market	Term	Certificate of Deposit	Term	U.S. Treasuries
On Demand	5.38%	180 Days	5.34%	180 Days	5.18%
		270 Days	5.27%	270 Days	5.18%
		1 Yr	5.21%	1 Yr	4.85%
		13 Mo	5.09%	13 Mo	N/A
		18 Mo	4.43%	18 Mo	5.00%
		2 Yr	2.06%	2 Yr	5.61%

*Rates are based on the most current quoted rates and are subject to change daily.

Investment Rates Over Time (By Month) | June 2023 - May 2024



Account Balance as of 07/18/2024

Fort Bend County FWSD No. 1 - Investment Detail



FUND: General Operating

Financial Institution (Acct Number)	Issue Date	Maturity Date	Interest Rate	Account Balance	Notes
Certificates of Deposit					
INDEPENDENT BANK (XXXX6968)	03/24/2024	09/20/2024	5.50%	235,000.00	
VERITEX COMMUNITY BANK (XXXX5527)	11/17/2023	11/16/2024	5.54%	235,000.00	
WALLIS BANK (XXXX3688)	11/17/2023	11/17/2024	5.65%	235,000.00	
SOUTH STAR BANK (XXXX0172)	07/02/2024	06/30/2025	5.05%	235,000.00	
Money Market Funds					
TEXAS CLASS (XXXX0002)	03/17/2020		5.45%	13,543,766.58	
Checking Account(s)					
CENTRAL BANK - CHECKING (XXXX0488)			0.00%	86,328.57	Checking Account
CENTRAL BANK - CHECKING (XXXX3849)			0.00%	16,835.71	Operator
Totals for General Operating Fund				\$14,586,930.86	

FUND: Capital Projects

Financial Institution (Acct Number)	Issue Date	Maturity Date	Interest Rate	Account Balance	Notes
Money Market Funds					
TEXAS CLASS (XXXX0006)	03/11/2022		5.45%	550,492.03	Series 2022
Checking Account(s)					
CENTRAL BANK - CHECKING (XXXX0453)			0.00%	500.43	Checking Account
Totals for Capital Projects Fund				\$550,992.46	

FUND: Debt Service

Financial Institution (Acct Number)	Issue Date	Maturity Date	Interest Rate	Account Balance	Notes
Certificates of Deposit					
INDEPENDENT BANK-DEBT (XXXX6964)	03/24/2024	09/20/2024	5.50%	235,000.00	
CADENCE BANK - DEBT (XXXX7460)	11/17/2023	11/16/2024	5.50%	235,000.00	
THIRD COAST BANK-DEBT (XXXX3211)	11/17/2023	11/19/2024	5.50%	235,000.00	
WALLIS BANK-DEBT (XXXX8310)	03/18/2024	03/18/2025	5.25%	235,000.00	
VERITEX COMM. BANK - DEBT (XXXX5716)	06/24/2024	06/24/2025	5.15%	235,000.00	
Money Market Funds					
TEXAS CLASS (XXXX0004)	04/09/2020		5.45%	4,703,399.31	
Totals for Debt Service Fund				\$5,878,399.31	

Grand Total for Fort Bend County FWSD No. 1 : **\$21,016,322.63**

Capital Projects Fund Breakdown

FB FWSD 1

As of Date 7/18/2024

Net Proceeds for All Bond Issues

Receipts

Bond Proceeds - Series 2022	10,450,000.00
Interest Earnings - Series 2022	440,258.16

Disbursements

Disbursements - Series 2022	(10,339,265.70)
-----------------------------	-----------------

Total Cash Balance	\$550,992.46
---------------------------	---------------------

Balances by Account

Central Bank - Checking	\$500.43
Texas Class - Series 2022	550,492.03

Total Cash Balance	\$550,992.46
---------------------------	---------------------

Balances by Bond Series

Bond Proceeds - Series 2022	550,992.46
-----------------------------	------------

Total Cash Balance	\$550,992.46
---------------------------	---------------------

Remaining Costs/Surplus By Bond Series

Remaining Costs - Series 2022	\$430,445.00
-------------------------------	--------------

Total Amount in Remaining Costs	\$430,445.00
--	---------------------

Surplus & Interest - Series 2022	120,547.46
----------------------------------	------------

Total Surplus & Interest Balance	\$120,547.46
---	---------------------

Total Remaining Costs/Surplus	\$550,992.46
--------------------------------------	---------------------

Cost Comparison - \$10,450,000 - Series 2022

FB FWSD 1

	USE OF PROCEEDS	ACTUAL COSTS	REMAINING COSTS	VARIANCE (OVER)/UNDER
CONSTRUCTION COSTS				
District Items				
City of Arcola WWTP Expansion(0.5 MGD to 0.675 MGD)	\$84,000.00	\$69,720.00	\$0.00	\$14,280.00
City of Arcola WWTP Expansion(0.675 MGD to 0.95 MGD)	870,000.00	299,838.77	430,445.00	139,716.23
Gateway Acres Subdivision Wastewater Collection System	5,000,000.00	5,000,000.00	0.00	0.00
Fresno Ranches Subdivision Lift Station and Force Main	2,000,000.00	2,000,000.00	0.00	0.00
Contingencies	710,000.00	1,332,012.10	0.00	(622,012.10)
Engineering	787,300.00	696,965.18	0.00	90,334.82
Material Testing	160,000.00	102,014.65	0.00	57,985.35
Surveying	66,750.00	66,750.00	0.00	0.00
Subtotal District Items	\$9,678,050.00	\$9,567,300.70	\$430,445.00	(\$319,695.70)
TOTAL CONSTRUCTION COSTS	\$9,678,050.00	\$9,567,300.70	\$430,445.00	(\$319,695.70)
NON-CONSTRUCTION COSTS				
Legal Fees	\$209,000.00	\$209,000.00	\$0.00	\$0.00
Fiscal Agent Fees	144,500.00	144,500.00	0.00	0.00
Bond Discount	265,310.00	265,310.00	0.00	0.00
Bond Issuance Expenses	29,825.00	29,825.00	0.00	0.00
Attorney General Fee	9,500.00	9,500.00	0.00	0.00
TCEQ Bond Issuance Fee	26,125.00	26,125.00	0.00	0.00
Bond Application Report Cost	39,500.00	39,500.00	0.00	0.00
Contingencies	48,190.00	48,205.00	0.00	(15.00)
TOTAL NON-CONSTRUCTION COSTS	\$771,950.00	\$771,965.00	\$0.00	(\$15.00)
TOTAL BOND ISSUE REQUIREMENT	\$10,450,000.00	\$10,339,265.70	\$430,445.00	(\$319,710.70)
Interest Earned				\$440,258.16
Total Surplus & Interest				\$120,547.46
Total Remaining Funds				\$550,992.46

Cash Flow Forecast

Fort Bend County Fresh Water Supply District No. 1

	12/24	12/25	12/26	12/27	12/28
Assessed Value	\$607,829,175	\$607,829,175	\$607,829,175	\$607,829,175	\$607,829,175
Maintenance Tax Rate	\$0.500	\$0.500	\$0.500	\$0.500	\$0.500
Maintenance Tax	\$2,978,363	\$2,978,363	\$2,978,363	\$2,978,363	\$2,978,363
% Change in Water Rate	0.00%	0.00%	0.00%	0.00%	0.00%
% Change in Wastewater Rate	0.00%	0.00%	0.00%	0.00%	0.00%
% Change in NFBWA	0.00%	0.00%	0.00%	0.00%	0.00%
% Change in Expenses	5.00%	5.00%	5.00%	5.00%	5.00%
Beginning Cash Balance 12/14/2023	\$11,760,717	\$12,082,115	\$7,547,241	\$5,990,604	\$9,011,118
Revenues					
Maintenance Tax	\$2,978,363	\$2,978,363	\$2,978,363	\$2,978,363	\$2,978,363
Water Revenue	662,000	662,000	662,000	662,000	662,000
Wastewater Revenue	230,800	230,800	230,800	230,800	230,800
NFBWA Revenue	541,400	541,400	541,400	541,400	541,400
Other	1,036,360	1,088,178	1,142,587	1,199,716	1,259,702
Total Revenues	\$5,448,923	\$5,500,741	\$5,555,150	\$5,612,279	\$5,672,265
Expenses					
Purchase Wastewater	\$176,300	\$176,300	\$176,300	\$176,300	\$176,300
NFBWA	635,900	635,900	635,900	635,900	635,900
Other Expenses	1,450,872	1,523,416	1,599,586	1,679,566	1,763,544
Total Expenses	\$2,263,072	\$2,335,616	\$2,411,786	\$2,491,766	\$2,575,744
Net Surplus	\$3,185,851	\$3,165,125	\$3,143,363	\$3,120,514	\$3,096,521
Capital Outlay					
Capital Outlay	\$100,000	\$100,000	\$100,000	\$100,000	\$100,000
Road Widen Utility Relocation	500,000	0	0	0	0
City of Arcola WP	635,000	0	0	0	0
Gateway Acres WW Plumbing Proj.	1,000,000	0	0	0	0
Teleview Terrace LS Upgrade	750,000	1,500,000	1,500,000	0	0
Fresno Ranchos WW Collection System	0	3,000,000	0	0	0
CoA WWTP Expansion(.95 MGD to 1.4	0	2,500,000	2,500,000	0	0
Teal Gardens Development	0	500,000	500,000	0	0
Fresno Ranchos WW Plumbing	0	0	100,000	0	0
Water Plant 1 Rehab	0	100,000	0	0	0

Total Capital Outlay	\$2,985,000	\$7,700,000	\$4,700,000	\$100,000	\$100,000
Construction Surplus	\$120,547	\$0	\$0	\$0	\$0
Ending Cash Balance	\$12,082,115	\$7,547,241	\$5,990,604	\$9,011,118	\$12,007,639

Operating Reserve % of Exp

Percentage	534%	323%	248%	362%	466%
Number of Months	64	39	30	43	56

Bond Authority

Remaining Bonding Capacity - \$71,760,000

Maintenance Tax Rate Cap - \$0.50

TAX ANALYSIS FISCAL YEAR END 12/2024
FORT BEND FRESH WATER SUPPLY DISTRICT NO. 1

	TAX YEARS			GRAND TOTALS		
	2023					
	DSF	M&O	TOTAL	TOTAL	TOTAL	TOTAL
PERCENTAGE	50.00%	50.00%	100.00%	DSF	M&O	TOTAL
TAX LEVY	2,809,778.61	2,809,778.61	5,619,557.22			
JAN 24						
TAXES	1,534,044.42	1,534,044.42	3,068,088.84	1,545,015.26	1,543,931.84	3,088,947.10
PENALTY	0.00	0.00	0.00	2,629.02	2,420.12	5,049.14
				1,547,644.28	1,546,351.96	3,093,996.24
FEB 24						
TAXES	410,474.59	410,474.59	820,949.17	420,173.29	419,651.81	839,825.10
PENALTY	8,248.51	8,248.51	16,497.01	10,875.64	10,710.01	21,585.65
				431,048.93	430,361.82	861,410.75
MARCH 24						
TAXES	100,382.06	100,382.06	200,764.12	112,423.88	110,935.48	223,359.36
PENALTY	7,894.68	7,894.68	15,789.36	13,397.25	12,417.17	25,814.42
				125,821.13	123,352.65	249,173.78
APRIL 24						
TAXES	73,177.59	73,177.59	146,355.17	88,011.88	85,752.75	173,764.63
PENALTY	6,810.35	6,810.35	13,620.69	12,314.87	11,052.86	23,367.73
				100,326.75	96,805.61	197,132.36
MAY 24						
TAXES	392,626.00	392,626.00	785,251.99	407,558.60	406,068.25	813,626.85
PENALTY	49,873.96	49,873.96	99,747.91	54,842.40	54,253.39	109,095.79
				462,401.00	460,321.64	922,722.64
JUNE 24						
TAXES	49,160.17	49,160.17	98,320.34	59,018.05	58,204.81	117,222.86
PENALTY	5,614.22	5,614.22	11,228.43	8,003.90	7,694.24	15,698.14
				67,021.95	65,899.05	132,921.00
JULY 24						
TAXES	0.00	0.00	0.00	0.00	0.00	0.00
PENALTY	0.00	0.00	0.00	0.00	0.00	0.00
				0.00	0.00	0.00
AUG 24						
TAXES	0.00	0.00	0.00	0.00	0.00	0.00
PENALTY	0.00	0.00	0.00	0.00	0.00	0.00
				0.00	0.00	0.00
SEPT 24						
TAXES	0.00	0.00	0.00	0.00	0.00	0.00
PENALTY	0.00	0.00	0.00	0.00	0.00	0.00
				0.00	0.00	0.00
OCT 24						
TAXES	0.00	0.00	0.00	0.00	0.00	0.00
PENALTY	0.00	0.00	0.00	0.00	0.00	0.00
				0.00	0.00	0.00
NOV 24						
TAXES	0.00	0.00	0.00	0.00	0.00	0.00
PENALTY	0.00	0.00	0.00	0.00	0.00	0.00
				0.00	0.00	0.00
DEC 24						
TAXES	0.00	0.00	0.00	0.00	0.00	0.00
PENALTY	0.00	0.00	0.00	0.00	0.00	0.00
				0.00	0.00	0.00
TOTALS	2,638,306.52	2,638,306.52	5,276,613.03			
TAXES	2,559,864.82	2,559,864.82	5,119,729.63	2,632,200.97	2,624,544.93	5,256,745.90
PENALTY	78,441.70	78,441.70	156,883.40	102,063.07	98,547.80	200,610.87
TOTALS	2,638,306.52	2,638,306.52	5,276,613.03	2,734,264.05	2,723,092.72	5,457,356.77
ADJUSTMENTS	25,103.15	25,103.15	50,206.30	22,615.54	22,562.56	45,178.10
TAX				TOTAL DS A/R	TOTAL GOF AR	TOTAL TAX
DUE @			90.30%			DUE
6/30/2024	275,016.95	275,016.95	550,033.89	604,723.60	536,718.40	1,141,442.00
TAX RATES	0.5000	0.5000	1.0000			

Tax Year Collections 0.00

Updated 11/2023

Deferral Operating PFY	232,365.00
Deferral Debt PFY	232,365.00
Debt Collections CFY (Defer)	0.00
Operating Collections CFY (Defer)	0.00
Total DSF Collections	2,864,565.97
Total Op Collections	2,856,909.93
Total DSF Deferral	43,088.90
Total Op Deferral	769,063.00

2025 AWBD Midwinter Conference

Fort Bend County Fresh Water Supply District No. 1

Friday, January 24 - Saturday, January 25, 2025

JW Marriott, Austin, TX

Director	Registration			Prior Conference Expenses
Name	Attending	Online	Paid	Paid
Calvin Casher				Yes
Paul Hamilton				Yes
Rosa Linda Medina				N/A
Rodrigo Carreon				N/A
Erasto Vallejo				Yes

Note

Register on-line www.awbd-tx.org (For log in assistance, contact Taylor Cavnar: tcavnar@awbd-tx.org)

This page only confirms registration for the conference, not hotel registrations.

All hotel reservations are the sole responsibility of each attendee.

Your conference registration confirmation will contain a housing reservation request web link.

The link will require the registration number from your conference registration before you can reserve a room.

All requests for an advance of funds must be sent via email to the bookkeeper within 30 days of conference.

Registration Dates

Early Registration:	Begins	7/3/2024	\$390
Regular Registration:	Begins	7/25/2024	\$440
Late Registration	Begins	12/12/2024	\$540

Cancellation Policy

All cancellations must be made in writing.

A \$50.00 administrative fee is assessed for each conference registration cancelled on or before 12/11/24.

There will be no refunds after 12/11/24.

Housing Information

Hotel reservations are only available to attendees who are registered with AWBD-TX for the Conference.

If you have questions, please call Taylor Cavnar at (281) 350-7090.

**FORT BEND COUNTY TAX OFFICE
TOTAL TAXES DUE - RECAP
52 - FT BEND CTY WATER SUPPLY DIST #1**

DATE	BEGINNING BALANCE	CURRENT PAYMENTS	PREVIOUS YR PAYMENTS		CURRENT LEVY ADJ.	PREVIOUS YR LEVY ADJ.	2023 TAXES	TOTAL
06/03/2024	1,238,701.05	(15,492.17)	(2,000.68)					1,221,208.20
06/04/2024	1,221,208.20	(2,063.96)	(2,504.61)					1,216,639.63
06/05/2024	1,216,639.63	(6,327.23)						1,210,312.40
06/06/2024	1,210,312.40	(794.75)	(701.32)					1,208,816.33
06/07/2024	1,208,816.33	(4,727.58)	(3,543.82)					1,200,544.93
06/08/2024	1,200,544.93					(608.47)		1,199,936.46
06/10/2024	1,199,936.46	(1,146.68)						1,198,789.78
06/11/2024	1,198,789.78	(2,802.54)	(91.89)					1,195,895.35
06/12/2024	1,195,895.35	(3,386.84)	(259.71)					1,192,248.80
06/13/2024	1,192,248.80	(1,726.15)	(2,175.89)					1,188,346.76
06/14/2024	1,188,346.76	(1,013.11)	(240.52)					1,187,093.13
06/17/2024	1,187,093.13	(1,518.15)	(125.31)					1,185,449.67
06/18/2024	1,185,449.67	(671.94)						1,184,777.73
06/20/2024	1,184,777.73	(1,937.23)	(38.40)					1,182,802.10
06/21/2024	1,182,802.10	(2,578.94)	(242.89)					1,179,980.27
06/24/2024	1,179,980.27	(2,810.31)	(4,280.59)			5,694.30		1,178,583.67
06/25/2024	1,178,583.67	(24,668.00)	(64.16)					1,153,851.51
06/26/2024	1,153,851.51	(94.59)	(104.11)					1,153,652.81
06/27/2024	1,153,652.81	(6,978.97)	(1,870.78)		14,877.98			1,159,681.04
06/28/2024	1,159,681.04	(17,581.20)	(657.84)					1,141,442.00
TOTAL		(98,320.34)	(18,902.52)	0.00	0.00	14,877.98	5,085.83	0.00

07/01/2024 19:08:15 4583622
 TC298-D SELECTION: DEPOSIT
 RECEIPT DATE: ALL
 LOCATION: ALL

TAX COLLECTION SYSTEM
 DEPOSIT DISTRIBUTION
 FROM: 06/01/2024 THRU 06/30/2024
 JURISDICTION: 0052 FORT BEND FRESH WATER SUPPLY

PAGE: 28
 INCLUDES AG ROLLBACK

YEAR	FUND	TAX RATE	LEVY PAID	DISCOUNT GIVEN	PENALTY INTEREST	TIF AMOUNT	DISBURSE TOTAL	ATTORNEY	OTHER FEES	REFUND AMOUNT	PAYMENT AMOUNT
2023	M & O	.500000	49,159.87	.00	5,613.67	.00	54,773.54	1,530.76	.00	.00	56,304.30
	I & S	.500000	49,160.47	.00	5,614.76	.00	54,775.23	.00	.00	.00	54,775.23
	TOTAL	1.000000	98,320.34	.00	11,228.43	.00	109,548.77	1,530.76	.00	.00	111,079.53
2022	M & O	.500000	7,048.57	.00	1,270.71	.00	8,319.28	2,240.60	.00	.00	10,559.88
	I & S	.500000	7,048.76	.00	1,270.98	.00	8,319.74	.00	.00	.00	8,319.74
	TOTAL	1.000000	14,097.33	.00	2,541.69	.00	16,639.02	2,240.60	.00	.00	18,879.62
2021	M & O	.410000	1,435.01	.00	510.88	.00	1,945.89	840.40	.00	.00	2,786.29
	I & S	.590000	2,065.01	.00	735.15	.00	2,800.16	.00	.00	.00	2,800.16
	TOTAL	1.000000	3,500.02	.00	1,246.03	.00	4,746.05	840.40	.00	.00	5,586.45
2020	M & O	.410000	326.33	.00	143.57	.00	469.90	174.80	.00	.00	644.70
	I & S	.590000	469.62	.00	206.65	.00	676.27	.00	.00	.00	676.27
	TOTAL	1.000000	795.95	.00	350.22	.00	1,146.17	174.80	.00	.00	1,320.97
2019	M & O	.430000	122.77	.00	68.59	.00	191.36	78.58	.00	.00	269.94
	I & S	.570000	162.75	.00	90.93	.00	253.68	.00	.00	.00	253.68
	TOTAL	1.000000	285.52	.00	159.52	.00	445.04	78.58	.00	.00	523.62
2018	M & O	.500000	111.85	.00	86.12	.00	197.97	59.39	.00	.00	257.36
	I & S	.500000	111.85	.00	86.13	.00	197.98	.00	.00	.00	197.98
	TOTAL	1.000000	223.70	.00	172.25	.00	395.95	59.39	.00	.00	455.34
ALL	M & O		58,204.40	.00	7,693.54	.00	65,897.94	4,924.53	.00	.00	70,822.47
ALL	I & S		59,018.46	.00	8,004.60	.00	67,023.06	.00	.00	.00	67,023.06
ALL	TOTAL		117,222.86	.00	15,698.14	.00	132,921.00	4,924.53	.00	.00	137,845.53
DLQ	M & O		9,044.53	.00	2,079.87	.00	11,124.40	3,393.77	.00	.00	14,518.17
DLQ	I & S		9,857.99	.00	2,389.84	.00	12,247.83	.00	.00	.00	12,247.83
DLQ	TOTAL		18,902.52	.00	4,469.71	.00	23,372.23	3,393.77	.00	.00	26,766.00
CURR	M & O		49,159.87	.00	5,613.67	.00	54,773.54	1,530.76	.00	.00	56,304.30
CURR	I & S		49,160.47	.00	5,614.76	.00	54,775.23	.00	.00	.00	54,775.23
CURR	TOTAL		98,320.34	.00	11,228.43	.00	109,548.77	1,530.76	.00	.00	111,079.53

07/01/2024 20:48:3
TC168

4583623

TAX COLLECTION SYSTEM
TAX COLLECTOR MONTHLY REPORT
FROM 06/01/2024 TO 06/30/2024

PAGE: 38
INCLUDES AG ROLLBACK

FISCAL START: 10/01/2023 END: 09/30/2024 JURISDICTION: 0052 FORT BEND FRESH WATER SUPPLY D

	CERT TAXABLE VALUE	ADJUSTMENTS	ADJ TAX VALUE	TAX RATE	TAX LEVY	PAID ACCTS
	-----	-----	-----	-----	-----	-----
CURRENT YEAR	575,040,258	38,136,646	613,176,904 0	01.000000	6,134,493.52	5,317
	-----	-----	-----	-----	-----	-----

YEAR	TAXES DUE	MONTH ADJ	ADJUSTMENT YTD	LEVY PAID	PAID YTD	BALANCE COLL % YTD UNCOLL

2023	5,750,402.58	14,877.98	384,090.94	98,320.34	5,584,459.63	550,033.89 91.03 0.00
2022	363,138.41	5,694.30	4,927.10-	14,097.33	135,406.45	222,804.86 37.80 0.00
2021	122,565.18	.00	162.76-	3,500.02	30,226.85	92,175.57 24.69 0.00
2020	81,802.96	.00	118.00	795.95	12,735.67	69,185.29 15.55 0.00
2019	51,126.26	.00	52.10	285.52	7,074.38	44,103.98 13.82 0.00
2018	41,923.07	.00	0.00	223.70	4,648.68	37,274.39 11.09 0.00
2017	17,522.82	.00	0.00	0.00	947.84	16,574.98 5.41 0.00
2016	14,032.85	.00	0.00	0.00	379.08	13,653.77 2.70 0.00
2015	11,991.92	.00	0.00	0.00	521.70	11,470.22 4.35 0.00
2014	10,735.80	.00	0.00	0.00	488.20	10,247.60 4.55 0.00
2013	13,610.22	369.80-	369.80-	0.00	476.20	12,764.22 3.60 0.00
2012	12,339.20	.00	0.00	0.00	448.10	11,891.10 3.63 0.00
2011	11,292.66	.00	0.00	0.00	434.40	10,858.26 3.85 0.00
2010	8,073.67	.00	0.00	0.00	186.22	7,887.45 2.31 0.00
2009	8,600.70	.00	0.00	0.00	113.88	8,486.82 1.32 0.00
2008	8,128.69	.00	0.00	0.00	882.46	7,246.23 10.86 0.00
2007	6,625.06	.00	0.00	0.00	4.60	6,620.46 .07 0.00
2006	5,701.58	.00	0.00	0.00	320.70	5,380.88 5.62 0.00
2005	1,217.68	.00	0.00	0.00	83.01	1,134.67 6.82 0.00
2004	610.10	.00	0.00	0.00	75.05	535.05 12.30 0.00
2003	595.97	238.67-	238.67-	0.00	2.20	355.10 .62 0.00
2002	762.61	.00	0.00	0.00	5.40	757.21 .71 0.00
****	6,542,799.99	19,963.81	378,562.71	117,222.86	5,779,920.70	1,141,442.00 ✓ 0.00
CURR	5,750,402.58	14,877.98	384,090.94	98,320.34	5,584,459.63	550,033.89 0.00
DELQ	792,397.41	5,085.83	5,528.23-	18,902.52	195,461.07	591,408.11 0.00

Run Date: 07/02/2024 13:54:24
Request Seq: 4585705

FORT BEND COUNTY
PERCENTAGE OF LEVY COLLECTED

collection_percent.rdf v1.4
Page 52 of 155

Tax Units : ALL
From 10/01/2013 To 06/30/2024

52 -FORT BEND FRESH WATER SUPPLY DIST #1

Tax Year	Taxes Due	Adjustments	Levy Paid	Balance	% Collected
2013	2,166,237.16	562,724.83	2,716,197.77	12,764.22	99.53%
2014	2,675,145.70	53,718.69	2,718,616.79	10,247.60	99.62%
2015	2,285,060.55	521,208.09	2,794,798.42	11,470.22	99.59%
2016	2,217,167.94	574,616.30	2,778,130.47	13,653.77	99.51%
2017	3,227,766.67	12,813.11	3,224,004.80	16,574.98	99.49%
2018	3,499,287.44	30,736.71	3,492,749.76	37,274.39	98.94%
2019	3,589,725.83	28,416.75	3,574,038.60	44,103.98	98.78%
2020	4,129,315.70	129,637.95	4,189,768.36	69,185.29	98.38%
2021	4,312,089.78	33,868.29	4,253,782.50	92,175.57	97.88%
2022	5,285,319.87	175,234.64	5,237,749.65	222,804.86	95.92%
2023	5,750,402.58	384,090.94	5,584,459.63	550,033.89	91.03%

July 16, 2024

Board of Directors
Fort Bend County Freshwater Supply District #1
c/o Sanford Kuhl Hagan Kugle Parker Kahn LLP
1980 Post Oak Boulevard, Suite 1380
Houston, TX 77056

Re: Fort Bend County Freshwater Supply District #1 – July 2024 Board of Directors Meeting

Dear Board Members:

Following is the status report on Fort Bend County FWSD#1 No. 1 projects:

Agenda Item No. 5 – Engineer's Report:

(a) Report on status of projects:

- i) Gateway Acres Subdivision Wastewater Plumbing Contract (199 properties within original contract)
 - Contractor currently working on properties west of Alice St
 - Anticipate project being completed by the end of this year
 - 3707 Edie St (B6, L11) was removed from the project as it contained a duplex
 - District Operator to provide update regarding ten (10) properties within project that did not secure District water service prior to the wastewater plumbing project starting...per direction from the Board at their June Board meeting, if these properties did not take action (providing deposit) prior to this meeting then they would be removed from the project
- ii) City of Arcola WWTP Expansion Project (0.675 MGD to 0.95 MGD)
 - Project under construction and anticipated to be fully complete August/September 2024...once completed, the District will have 0.35 MGD of WWTP capacity (on paper and on ground)
 - Waiting for final invoices from CoA for payment
- iii) Fresno Ranchos Subdivision Wastewater Collection System
 - Project currently under design
- iv) Expansion of Televue Terrace Subdivision Lift Station
 - Project currently under design...anticipate submitting Engineering Study Report at upcoming Board meetings
- v) Teal Gardens Development
 - Developer working on acquisition of all utility easements for project...once easements are secured, District will complete review of on-site and off-site utility plans...approval of project is also needed from the TCEQ, FBC, and City of Houston
 - District Attorney to discuss any other matters related to development agreement
- vi) City of Arcola WWTP Expansion Project (0.95 MGD to 1.4 MGD)
 - Project is currently under design...once completed, the District will have 0.8 MGD of WWTP capacity
 - Request Board's approval of Invoice #1 from CoA for \$42,351.00

(b) Authorize Engineer to Prepare Plans and Specifications for Water/Wastewater Projects

- no action items

(c) Report on status of project funding and take necessary action related thereto.

- Project One-Year Warranty Expiration Dates
 - Gateway Acres Subdivision WW Collection System = 01/31/25
 - Fresno Ranchos Subdivision Lift Station and Forcemain = 01/30/25
- 2022 TCEQ Loan (\$10.45M) – funds from the loan are needed to fund the completion of the CoA WWTP Expansion Project (0.675 MGD to 0.95 MGD)
- FBC CDBG Funds...will pursue funding source for future plumbing projects

(d) Projections for District Water and Wastewater Projects

- request Board approval to update information every January and July

(e) Discuss Emergency Preparedness Plan and take any necessary action related thereto

- review EPP in April each year to determine if any updates are required

(f) Status of Non-Residential Applications for Water Service –

Connected:	
4320 Doreen Avenue (Multi-Family Dwelling)	La Fresno Food Mart
293 Teakwood Avenue (Multi-Family Dwelling)	Lou's Back Porch
297 Teakwood Avenue (Multi-Family Dwelling)	LT No Limits
Church of God of Prophecy	Mustang Community Center
Dollar General	MVP Auto Parts (Domestic & FW)
Enriquez Tire Shop (East Palm)	Nalco Water (FW)
FBC Water Connection at Water Plant	New Quality Life Ministries (Church)
First Baptist Church of Fresno (Domestic & FW)	New Quality Life Ministries (Restaurant)
Fresno Fiesta	Papa Nick's BBQ Kitchen – Mobile Food Truck
Fresno Gym (3941 FM 521)	PMC International Tire Shop
Fresno Market – FM521 (Domestic & Irrigation)	Quality Paint and Body (Pecan Street)
Fresno Motor	Quality Personal Care
Fresno Mount Corinth Baptist Church	Richard Martini-Rental Livestock Pasture
Fresno Volunteer Fire Department	Robbins Nest for Children (Domestic & FW)
F&R Tax	St. James Knanaya Church – Fire Tap
General Office Space (514 Pecan Street)	St. James Banquet Hall – (Domestic & FW)
Gulf Coast LP Gas Company	St. Peters & St. Pauls Orthodox Church of Houston
HEFCO Enterprises	Swingby#3 Gas Station (Domestic & Irrigation)
Iglesia Bautista Del Calvario Church	Teleview Terrace Subdivision Lift Station
Iglesia Principe De Paz Church	Tiny Toes Academy
Interconnect with City of Arcola	Tire Shop at 1739A Trammel Fresno
Interconnect with FBCMUD23	Valero Gas Station
	Welcome Market

Connections Pending:	
Sosa Electric (Avenue C) - District Operator to update regarding service to customer	
Parks Fresno Food Market (FM521) – District Operator to update regarding service to customer	

Processing Application:	
St Peter and Paul Church (Illinois St) - application process started on 02/07/23...received new information from customer on 05/14/24 for review...customer currently receiving District water, but would like to add an additional building on property	
Lemark Investments (East Sycamore St) - application process started on 10/12/23...received new information from customer on 07/16/24 for review	
Quality Personal Care (703 East Palm) - Per District Operator, customer is making payments for water service...need to follow through on paperwork associated with commercial application	

*** **Purolite investigating possibility of needing District water service for a potential new facility that would be constructed to the west of their existing facility**

Status of Non-Residential Applications for Wastewater Service –

Connected:	
4320 Doreen Avenue (Multi-Family Dwelling)	General Office Space (514 Pecan Street)
293 Teakwood Avenue (Multi-Family Dwelling)	Mustang Comm Center (<i>minus field bathrooms</i>)
297 Teakwood Avenue (Multi-Family Dwelling)	New Quality Life Ministries (Church)
Church of God of Prophecy	New Quality Life Ministries (Restaurant)
First Baptist Church of Fresno	Quality Paint and Body (Pecan Street)
Fresno Volunteer Fire Department	

Connections Pending:	
Sosa Electric (Avenue C) - District Operator to update regarding service to customer	
Parks Fresno Food Market (FM521) - District Operator to update regarding service to customer	
La Fresno Food Market (TFR) - District Operator to update regarding service to customer...customer currently has District water service	

Processing Application:	
Fresno Fiesta (TFR) [previously known as Crossroad Market Store] - Waiting for customer to provide plumbing info...customer already has District water service	
Welcome Market (TFR) - Waiting for customer to provide plumbing info...customer currently has District water service	

(g) Potential Emergency Water Interconnect with BCMUD21/22

- Submitted to Patrick Newton, Engineer (LJA) for BCMUD21/22, the District's initial thoughts regarding the potential emergency water interconnect between our Districts (location at end of East Sycamore Road)
 - a. Vault to be located at the District's eastern boundary line.
 - b. Work within the District to upsize the existing 8" waterline to a 12" waterline would consist of predominately trenchless construction (no open cutting driveways).
 - c. BCMUD21/22 to provide District Operator their water quality data and type of disinfection method used.
 - d. BCMUD21/22 to provide District information regarding capacities of their water production facilities.
 - e. BCMUD21/22 would be responsible for all costs associated with this emergency water interconnect project.
 - f. BCMUD21/22 would be responsible for completing all efforts associated with this project (design, construction, permitting, agency approvals, etc...).
- Per 04/12/24 email from LJA, BCMUD21/22 proposes that FW pay \$355k if they were to use interconnect...District requests that BCMUD21/22 attend District meeting to discuss matter
- District also considering possibility of paying ½ of vault cost with a NTE value...DA handling agreement, which includes cost sharing considerations

(h) Status of New CoA WP –

- a. CoA WP is in service and interconnect between the District and CoA is now functioning as an emergency water interconnect
- b. Status of District paying funds owed to CoA regarding take back of 625 connections worth of water service
- c. Status of rework of RFC into a standard emergency water interconnect agreement and a waste disposal agreement

(i) Status of Current and Future WWTP Expansion Projects –

South Wastewater Service Area

- See Item A above for status of current projects
- CoA working on securing WWTP Discharge Permit for ultimate capacity of WWTP (4.6 MGD)...permit will also include an interim phase of 1.4 MGD...anticipate permit being secured with TCEQ early 2025
- Ultimate CoA WWTP Expansion Project for District (maximum capacity for District of 1.905 MGD, which is capable of serving 5,442 ESFCs) = District Attorney to document this matter with CoA
- Potentially can increase the District's connection capacity at CoA WWTP by conducting a re-rate study to lower the RFC value of 350 GPD/connection to a lessor value
- Anticipated Timeline for Full Use of WW Connection Capacity (Current 1,000 ESFC Connection Capacity):
 - Current Connections (Actual and Reserved) as of June 2024:
 - o Active Residential Connections Per Inframark = 552
 - o Vacant Residential Connections Per Inframark = 26
 - o In-Process Residential Connections Per Inframark = 9
 - o Residential Connections in GA WW Plumbing Contract = 199
 - o Residential Connections in Teal Gardens Development = 107
 - o Active Non-Residential Connections, in ESFCs = 19
 - o In-Process Non-Residential Connections, in ESFCs = 11
 - Total = 923**

North Wastewater Service Area

- FBC and their Consultants are actively investigating potential properties for the District's north WWTP

(j) **Roadway Widening Projects Within District (which will require utility and service line relocations):**

- **South Post Oak Boulevard Widening Project (from W Sycamore to Trammel Fresno Rd):**
 - o **Scope** – Increased ROW width, with 2 lane road and additional lanes throughout sections, with roadside ditches
 - o **Schedule** –
 - County is currently in process of a) clearing ROW and acquiring easements and b) updating drainage design
 - Utility Relocations – propose our relocation work to be included in their updated plan set
 - Road Construction – FBC to update
 - o **Estimated Cost** -
 - Per communications with FBC Commissioner, all relocation costs will be paid for by the County
- **FM521 Roadway Widening Project (North of SH6):**
 - o Utility Relocations at Mustang Bayou – Work to be completed at same time that Roadway Contractor is under construction in area of project...work will consist of open cut versus trenchless construction as originally planned...removal of ARV manhole has been completed
 - o Utility Relocations from Willow St to Trammel Fresno Road – Work was awarded to Tackle Construction for \$429,100.00 and TxDOT permit has been secured...relocation efforts are underway and anticipated to be completed August/September 2024
 - o Utility Relocations from Pecan St to SH6 – investigation still needs to be conducted
 - o Roadway Project Updates - Final roadway plans provided to District on 05/22/23...project let in April 2023...roadway construction underway with Granite Construction as Contractor...per Roadway Team, work within District to start along south bound lanes at the American Canal and Mustang Bayou, with the installation of the storm sewer first, at outfall first and then working outward, then with the installation of concrete pavement
 - o **Scope** – 4 lane, divided roadway with raised median, curb and gutter, with underground storm sewer lines, side swales, and sidewalk
 - o **Schedule** –
 - Anticipate coordinating necessary water and wastewater utility relocations by 2024
 - Anticipate roadway widening project to be completed in 2026
 - o **Estimated Cost**-
 - Currently determining extent and cost for utility relocations...later will coordinate with Inframark and Roadway Team so solution and costs can be determined and presented to Board...NORA provided to District
- **FM521 Roadway Widening Project (South of SH6):**
 - o **Scope** – 4 lane, divided roadway with raised median, curb and gutter, and side path...proposed detention pond along west side of CoA WWTP and new WWTP entrance roadway...including a proposed overpass at the BNSF RR crossing
 - o **Schedule** –
 - 30% Utility Coordination meeting was conducted in September 2021
 - 60% Utility Coordination meeting was conducted in April 2022
 - 90% Utility Coordination meeting was conducted in October 2023
 - Anticipate 100% completed construction plans TBD
 - Anticipate roadway widening project to start construction in 2026
 - o **Estimated Cost** –
 - NORA provided to District
 - Coordinating with Roadway Team so our relocations can be included in their construction plans, which they would design and their contractor construct...assistance would be provided by Jacobs and the District Operator throughout this process...requested that an agreement be provided to the District for this arrangement...currently this relocation effort would need to be paid for by the District, but still investigating the possibility that FBC or TxDOT possibly assist us financially

- **West Sycamore Road Widening Project (possibly sanitary sewer work):**
 - o **Scope** – Proposed 100' ROW, with 4 lane, divided roadway with raised median, curb and gutter, with underground storm sewer lines, and sidewalk
 - o **Schedule** –
 - Received 95% complete roadway plans for review on August 11, 2022...requested updated plans, as drainage design is still being updated, prior to completing review
 - Anticipate 100% complete roadway plans - TBD
 - Coordinating with Roadway Team to have utility relocations (consider new sanitary sewer) included within their construction plans so relocations can be done by their contractor
 - Anticipate roadway widening project to start construction - TBD
 - o **Estimated Cost** –
 - Per communications with FBC Commissioner, all relocation costs will be paid for by the County
- **Evergreen Road Widening Project (California Rd to Mustang Bayou):**
 - o **Scope** – Proposed 80' ROW, with 2-12' lanes, 6' shoulders, asphalt roadway, with roadside ditches
 - o **Schedule** –
 - Working on 30% complete roadway plans...no overall schedule provided yet
 - Coordinating with Roadway Team to have utility relocations included within their construction plans so relocations can be done by their contractor
 - o **Estimated Cost** –
 - Per communications with FBC Commissioner, all relocation costs will be paid for by the County
- **Evergreen Road Widening Project (Mustang Bayou to FM521):**
 - o **Scope** – Proposed 80' ROW, with 2-12' lanes, 6' shoulders, asphalt roadway, with roadside ditches
 - o **Schedule** –
 - Provided 70% complete roadway plans for review and comment...no overall schedule provided yet
 - Coordinating with Roadway Team to have utility relocations included within their construction plans so relocations can be done by their contractor
 - o **Estimated Cost** –
 - Per communications with FBC Commissioner, all relocation costs will be paid for by the County
- **West Sycamore Road and South Post Oak Boulevard Intersection:**
 - o **Scope** – Widening of intersection to accommodate roadway widening projects along West Sycamore Road and South Post Oak Boulevard...Project also includes roadway widening project along West Sycamore Road to the west of this intersection
 - o **Schedule** – TBD, but should occur prior to roadway widening projects to the east and north of this intersection
 - o **Estimated Cost** – This project will involve the relocation of the District's waterline at this intersection...it has been communicated multiple times to the roadway team that it is the District's understanding that all costs associated with this relocation will be paid for by FBC...The District should be able to review and approve these relocations and the Roadway Contractor should be coordinating all work with the District Operator
- **Other Road Widening Projects Within District (Lake Olympia Pkwy, California Road, Kentucky Road, Linden Street, Kansas St, 3rd Street...consider water and wastewater utility work)** – FBC to provide update

Please let me know if you have any questions or comments.

Sincerely,

David C. Dybala, Jr., P.E.

District Engineer

713-855-1917

Board of Directors
Fort Bend County F.W.S.D. No. 1

Operator's Report for the July 18, 2024, Board Meeting

Substantial System Repairs and Maintenance

1210 Ave A	Resealed sanitary manhole.	\$ 2,426.65
3606 Edie St.	Excavated and repaired service line leak.	\$ 1,471.10
1422 Evergreen St.	Used shoring for tap.	\$ 1,520.01
654 Redwood Ave.	Excavated and replaced valve stack.	\$ 1,582.55
Water Plant # 2	Investigated noise on booster pump # 4.	\$ 1,465.00
Water Plant #1	World Wide Power annual test on the generator, unit performed the standards set forth and fully operational at this time.	\$ 1,720.69
Residential Water Taps	Installed 8 residential water taps.	\$ 21,955.70
Commercial Water Taps	Installed 1 commercial water tap.	\$ 24,249.98

1. Water Plant #2

Requesting authorization to repair or replace Paco Split Case Pump on Booster Pump #4, see estimates below.

- Repair for the estimated amount of \$8,625.00.
- Replacement for the estimated amount of \$17,700.00.

2. Water Pant #1

Board authorized to repair well motor for the estimated amount of \$29,615.00 in progress. Rental motor installed on July 5th.

3. FM 521 Road Widening Relocation

Board authorized for the relocation plan proposal from Texas Hot Taps at the October meeting. New estimated approved for the estimated amount of \$53,233.70. In progress.

4. Water Leak Adjustment Requests – None

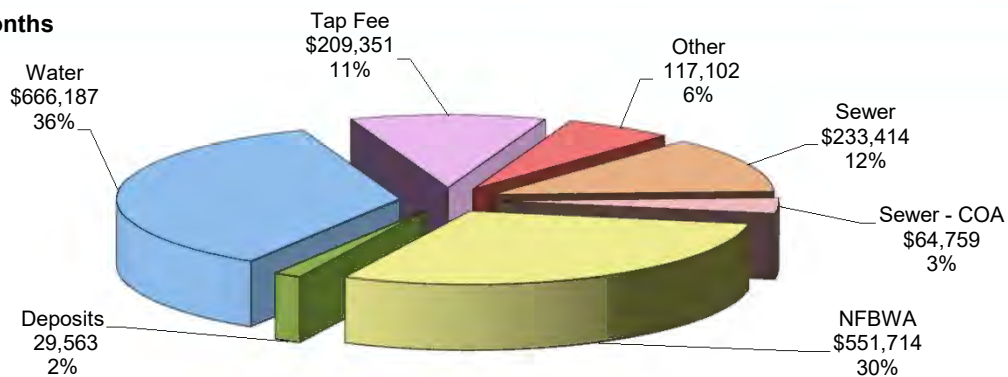
5. Delinquent Accounts and Service Terminations

There are 154 account(s) that were mailed delinquent letters prior to the board meeting. We disconnected 9 account(s) following last month's meeting.

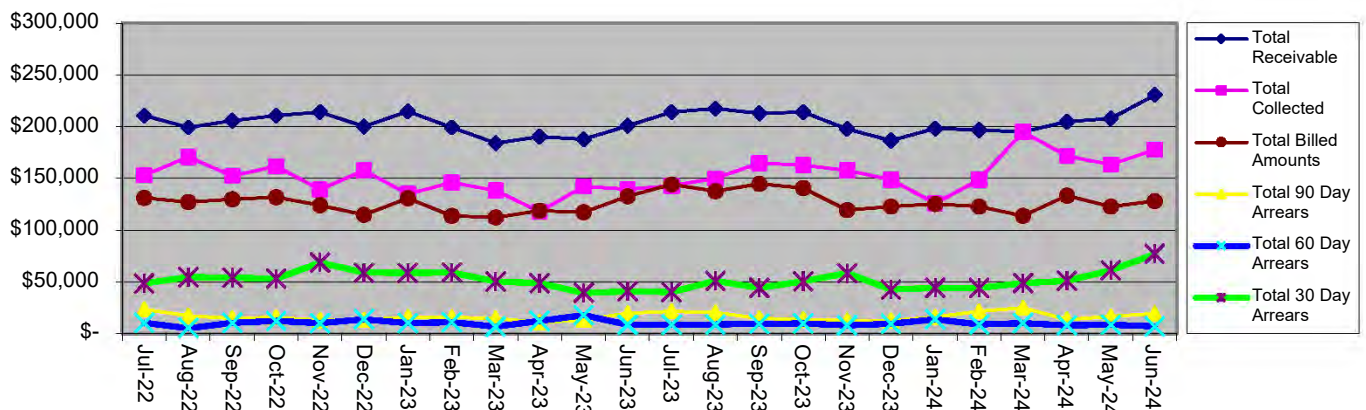
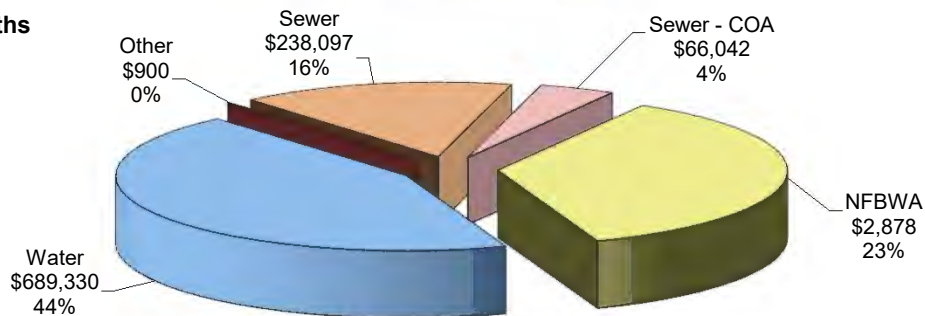
Fort Bend FWSD No. 1 Utility Billing Summary

	May 13, 2024	April 13, 2024	12 Months
Total Collected	\$ (177,797.10)	\$ (163,439.39)	\$ (1,910,174.18)
Total Billed	\$ 127,991.36	\$ 122,709.83	\$ 1,556,120.88
Tap Fees Received	\$ (36,679.47)	\$ (24,625.65)	\$ (209,351.33)
Total Aged Receivable	\$ 102,848.67	\$ 85,349.25	
Total Receivable	\$ 223,247.84	\$ 194,585.08	
Security Deposit Balance	\$ 173,360.98	\$ 171,560.98	\$ 157,281.98
NFBWA Fee Billed	\$ 45,982.80	\$ 42,787.14	\$ 561,751.72
NFBWA Fee to pay billing cycle	\$ -	\$ 22,604.40	\$ -
Water Sold (gallons)	9,541,000	8,878,000	117,300,000
Water Produced (gallons)	10,987,000	10,404,000	129,681,000
Residential Connections	1,068	1,066	
Avg per Residential Connection	5,351	4,997	

Collections, 12 Months



Billing, 12 Months



Fort Bend FWSD No. 1

Utility Billing Detail Report

	May 13, 2024	April 13, 2024	May 13, 2023
Beginning Date	05/18/24	04/23/24	05/18/23
Closing Date	06/20/24	05/17/24	06/19/23
No. of Days	33	24	24

Beginning Balance	\$ 194,585.08	\$ 195,422.69	\$ 166,971.42
--------------------------	----------------------	----------------------	----------------------

Adjustments			
Back Charge	\$ 896.00	\$ 248.00	\$ 248.00
Collections	\$ 5,262.00	\$ 43.43	\$ 1,280.20
Credit Refund	\$ 174.42	\$ 79.00	\$ 124.18
Deposits	\$ 4,124.00	\$ 2,800.00	\$ 2,339.38
Disconnection	\$ 975.00	\$ 1,050.00	\$ 1,425.00
Inspections	\$ 2,827.00	\$ 925.00	\$ 1,150.00
Letter Fee	\$ 2,385.00	\$ 2,700.00	\$ 2,535.00
NFBWA	\$ (824.22)	\$ (260.28)	\$ -
NSF Fee	\$ 90.00	\$ 120.00	\$ 60.00
Penalty	\$ 3,213.47	\$ 3,960.44	\$ 3,213.52
Return Check	\$ 2,622.00	\$ 325.15	\$ 339.01
Sewer	\$ (288.75)	\$ (24.50)	\$ (30.00)
Tap Fee	\$ 58,195.08	\$ 27,284.21	\$ 20,612.00
Transfer	\$ 505.00	\$ 390.00	\$ 240.00
Unapplied	\$ -	\$ -	\$ (599.00)
Water	\$ (1,047.50)	\$ (199.50)	\$ (21.00)
Door Hanger Fee	\$ 260.00	\$ 1,380.00	\$ 2,880.00
Total Adjustments	\$ 79,368.50	\$ 40,820.95	\$ 35,796.29

Collected Amounts			
Back Charge	\$ -	\$ (448.00)	\$ (248.00)
Credit Refund	\$ -	\$ -	\$ -
Deposits	\$ (2,700.00)	\$ (2,500.00)	\$ (3,150.00)
Disconnection	\$ (900.00)	\$ (950.73)	\$ (1,575.00)
Door Hanger Fee	\$ (1,080.00)	\$ (1,097.02)	\$ (1,593.53)
Grease Trap Inspection	\$ (75.00)	\$ (75.00)	\$ (75.00)
Inspections	\$ (1,425.00)	\$ (820.00)	\$ (630.52)
NFBWA	\$ (43,423.76)	\$ (44,178.44)	\$ (40,913.18)
NSF Fee	\$ (150.00)	\$ -	\$ (58.07)
Penalty	\$ (3,852.55)	\$ (3,243.33)	\$ (3,401.00)
Sewer	\$ (20,683.33)	\$ (19,009.07)	\$ (19,290.13)
Sewer - COA	\$ (5,883.51)	\$ (4,540.50)	\$ (5,491.33)
Tap Fee	\$ (36,679.47)	\$ (24,625.65)	\$ (9,852.36)
Transfer	\$ (475.00)	\$ (372.59)	\$ (240.00)
Water	\$ (54,870.76)	\$ (52,751.41)	\$ (52,007.36)
Well Permit Fee	\$ -	\$ -	\$ (251.00)
Letter Fee	\$ (2,319.82)	\$ (2,427.31)	\$ (2,863.43)
Meter Rental	\$ -	\$ -	\$ -
Total Collected	\$ (174,518.20)	\$ (157,039.05)	\$ (142,920.11)
Overpayments	\$ (3,278.90)	\$ (6,400.34)	\$ 3,280.94
Total Collected	\$ (177,797.10)	\$ (163,439.39)	\$ (139,639.17)

Deposits Applied	\$ (900.00)	\$ (929.00)	\$ (1,391.38)
-------------------------	--------------------	--------------------	----------------------

Billed Amounts			
NFBWA	\$ 45,982.80	\$ 42,787.14	\$ 48,633.80
Sewer	\$ 19,923.50	\$ 19,727.25	\$ 19,959.25
Sewer - COA	\$ 5,472.00	\$ 5,472.00	\$ 5,526.00
Water	\$ 56,538.06	\$ 54,648.44	\$ 58,503.44
Grease Trap Inspection	\$ 75.00	\$ 75.00	\$ 75.00
Total Billed	\$ 127,991.36	\$ 122,709.83	\$ 132,697.49

Aged Receivable			
Total 90 Day Arrears	\$ 19,358.84	\$ 16,570.21	\$ 19,686.53
Total 60 Day Arrears	\$ 7,213.63	\$ 8,510.31	\$ 8,645.62
Total 30 Day Arrears	\$ 77,296.36	\$ 61,335.71	\$ 40,695.05
Unapplied Credits	\$ (1,020.16)	\$ (1,066.98)	\$ (885.23)
Total Aged Receivable	\$ 102,848.67	\$ 85,349.25	\$ 68,141.97
Current Receivable	\$ 120,399.17	\$ 109,235.83	\$ 126,292.68
Total Receivable	\$ 223,247.84	\$ 194,585.08	\$ 194,434.65

Electronic Payment Stats - Calendar Month

	May-24	Apr-24	May-23
Check Consolidation	83	74	63
Lockbox/ Remote Deposit	240	216	0
Credit Card	965	897	926
ACH	327	298	285
Total	1615	1485	1274

Fort Bend FWSD No. 1 Connection/Active Accounts

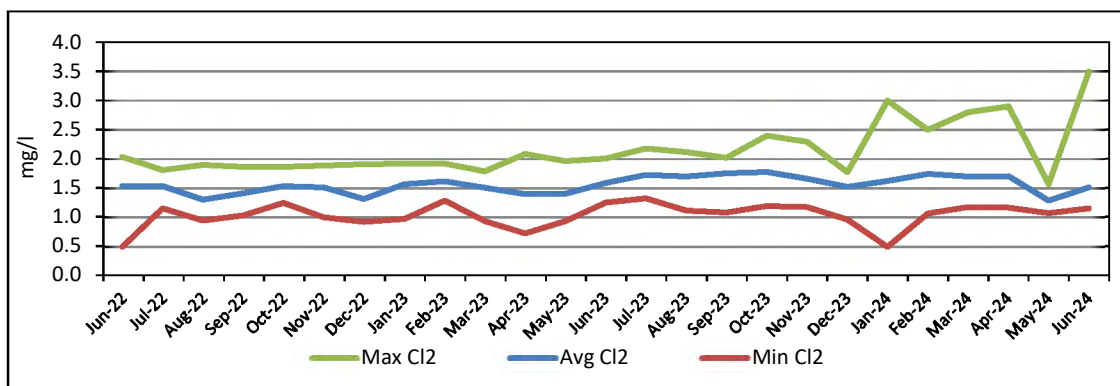
Connection Count	May 13, 2024	April 13, 2024	May 13, 2023
Residential Water Only	1068	1066	1052
Vacant Residential Water Only	72	71	67
Residential Full Service	554	552	544
Vacant Residential Full Service	25	26	22
Residential Water Only (Arcola sewer)	100	100	101
Vacant Residential Water Only (Arcola sewer)	9	9	8
Fire Line Non - Profit/Tax	5	4	4
Multi-Family	3	3	3
Builder-10A	1	1	1
Builder Connection	0	0	0
Builder- Full Service	0	0	0
Builder Deposit	16	15	14
Commercial Water Only	19	19	18
Commercial Water Only (Arcola sewer)	2	2	1
Commercial w/GT	2	2	2
Commercial Water Only w/ GT	1	1	1
Commercial- Full Service	0	0	0
3rd Party Backcharge	1	1	1
Com Mfg & Industrial	1	1	1
Com Mfg & Industrial- Full Service	0	0	0
Non-Profit - Fresno VFD	0	0	0
HOA Irrigation	0	0	0
Commerical Irrigation	3	3	3
Ft Bend City. Water Only	1	1	1
Ft Bend Co. Full Service	2	2	2
Ft Bend Co. Water Only	0	0	0
Churches - Water Only	5	5	5
Churches - Full Service	3	3	3
District Meter	1	1	1
Interconnect - No Bill Arcola	1	1	1
Total	1895	1889	1856
Water use per ESFC	306	285	298

Tap Activity

Month	Month	Month	Month
Jun-24	9	Jun-23	4
May-24	9	May-23	7
Apr-24	1	Apr-23	0
Mar-24	1	Mar-23	3
Feb-24	3	Feb-23	16
Jan-24	1	Jan-23	9
Dec-23	4	Dec-22	0
Nov-23	5	Nov-22	0
Oct-23	0	Oct-22	9
Sep-23	5	Sep-22	1
Aug-23	0	Aug-22	9
Jul-23	0	Jul-22	6
Total	38		64

Fort Bend FWSD No. 1 Water Quality Monitoring Report

Disinfection Monitoring



Maximum Residual Disinfectant Level (MRDL)

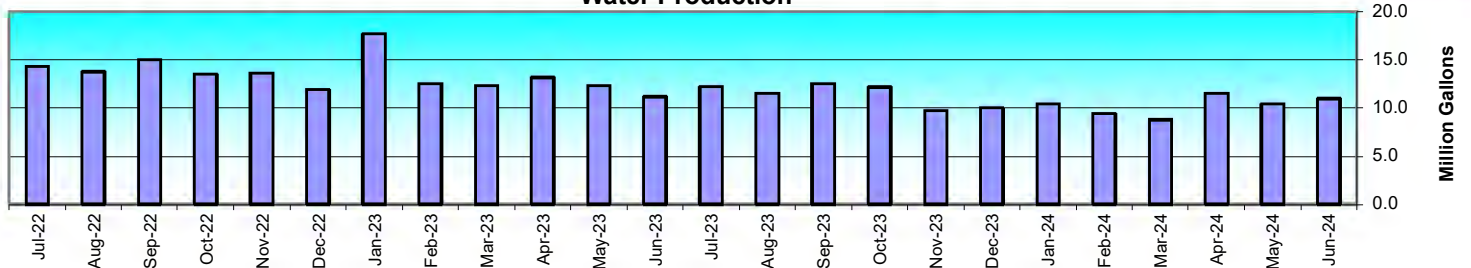
Month	Jun-24	May-24	Apr-24
# TCR Samples	5	5	5
# Disinfectant Samples	35	36	35
Average Disinfection Res.	1.52	1.29	1.71
Highest Reading	3.50	1.57	2.90
Lowest Reading	1.16	1.08	1.17
# Below Limit	0	0	0
# With None Detected	0	0	0

Fort Bend FWSD No. 1 Water Production Report

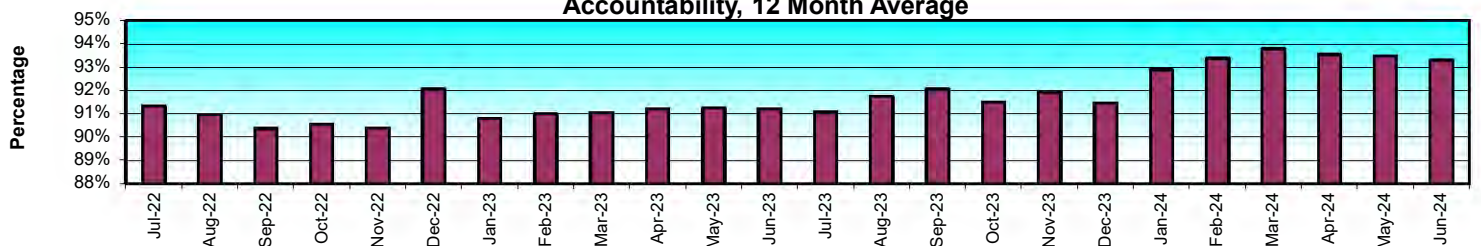
*Purchased Interconnect usage is estimated.

Period Ending	Production (MG)	Billed (MG)	Water Sold (MG)	Water Purchased	Total Billed (MG)	Maintenance (MG)	Water Loss	Accountability		
								Without Maintenance	One Month (%)	12 Month Avg.
Jun-5-24	10.987	9.541	0.000	0.000	9.541	0.510	1.446	86.8%	91.5%	93.3%
May-6-24	10.404	8.878	0.000	0.000	8.878	0.633	1.526	85.3%	91.4%	93.5%
Apr-8-24	11.542	10.176	0.007	0.000	10.183	0.322	1.359	88.2%	91.0%	93.6%
Mar-4-24	8.767	8.039	0.000	0.000	8.039	0.586	0.728	91.7%	98.4%	93.8%
Feb-5-24	9.411	8.992	0.000	0.000	8.992	0.600	0.419	95.5%	101.9%	93.4%
Jan-9-24	10.450	9.350	0.000	0.000	9.350	0.010	1.100	89.5%	89.6%	92.9%
Dec-6-23	10.014	8.897	0.028	0.000	8.925	0.093	1.089	89.1%	90.0%	91.5%
Nov-6-23	9.709	8.759	0.423	0.000	9.182	0.075	0.527	94.6%	95.4%	91.9%
Oct-9-23	12.154	10.844	0.000	0.000	10.844	0.000	1.310	89.2%	89.2%	91.5%
Sep-7-23	12.544	11.395	0.000	0.000	11.395	0.056	1.149	90.8%	91.3%	92.1%
Aug-8-23	11.490	11.100	0.001	0.000	11.101	0.015	0.389	96.6%	96.7%	91.7%
Jul-10-23	12.209	11.329	0.000	0.000	11.329	0.016	0.880	92.8%	93.2%	91.1%
Jun-7-23	11.168	10.094	0.329	0.000	10.423	0.016	0.745	93.3%	93.7%	91.2%
May-5-23	12.341	8.393	2.773	0.000	11.166	0.215	1.175	90.5%	92.2%	91.2%
Apr-6-23	13.167	8.693	3.609	0.000	12.302	0.050	0.865	93.4%	93.8%	91.2%
Mar-7-23	12.320	7.843	3.642	0.000	11.485	0.045	0.835	93.2%	93.6%	91.1%
Feb-7-23	12.545	8.184	3.827	0.000	12.011	0.000	0.534	95.7%	95.7%	91.0%
Jan-9-23	17.697	9.915	2.955	0.000	12.870	0.000	4.827	72.7%	72.7%	90.8%
Dec-7-22	11.907	8.164	3.211	0.000	11.375	0.000	0.532	95.5%	95.5%	92.1%
Nov-7-22	13.662	9.166	3.172	0.000	12.338	0.000	1.324	90.3%	90.3%	90.4%
Oct-6-22	13.483	9.872	3.053	0.000	12.925	0.000	0.558	95.9%	95.9%	90.5%
Sep-6-22	15.046	9.878	3.285	0.000	13.163	0.000	1.883	87.5%	87.5%	90.4%
Aug-4-22	13.748	9.579	2.604	0.000	12.183	0.000	1.565	88.6%	88.6%	91.0%
Jul-6-22	14.321	10.037	3.557	0.000	13.594	0.000	0.727	94.9%	94.9%	91.3%

Water Production



Accountability, 12 Month Average



FWSD#1 Daily Production Report

Day	Well Reads @ WP 1	Daily Flow	Well Reads @ WP 2	Daily Flow
6/1/2024	84991	0	118599	361
6/2/2024	84991	0	118960	478
6/3/2024	84991	0	119438	415
6/4/2024	84991	0	119853	324
6/5/2024	84991	0	120177	325
6/6/2024	84991	0	120502	331
6/7/2024	84991	0	120833	455
6/8/2024	84991	0	121288	359
6/9/2024	84991	0	121647	327
6/10/2024	84991	0	121974	328
6/11/2024	84991	0	122302	358
6/12/2024	84991	0	122660	358
6/13/2024	84991	0	123018	326
6/14/2024	84991	0	123344	323
6/15/2024	84991	0	123667	405
6/16/2024	84991	0	124072	403
6/17/2024	84991	0	124475	362
6/18/2024	84991	0	124837	353
6/19/2024	84991	0	125190	353
6/20/2024	84991	0	125543	323
6/21/2024	84991	0	125866	396
6/22/2024	84991	0	126262	336
6/23/2024	84991	0	126598	403
6/24/2024	84991	0	127001	342
6/25/2024	84991	0	127343	346
6/26/2024	84991	0	127689	388
6/27/2024	84991	0	128077	325
6/28/2024	84991	0	128402	410
6/29/2024	84991	0	128812	252
6/30/2024	84991	0	129064	420

2024 COA Sewer Meter Reads

Day	COA Sewer Reads	Daily Flow (in GPD)
6/1/2024	118599	361,000
6/2/2024	118960	478,000
6/3/2024	119438	415,000
6/4/2024	119853	324,000
6/5/2024	120177	325,000
6/6/2024	120502	331,000
6/7/2024	120833	455,000
6/8/2024	121288	359,000
6/9/2024	121647	327,000
6/10/2024	121974	328,000
6/11/2024	122302	358,000
6/12/2024	122660	358,000
6/13/2024	123018	326,000
6/14/2024	123344	323,000
6/15/2024	123667	405,000
6/16/2024	124072	403,000
6/17/2024	124475	362,000
6/18/2024	124837	353,000
6/19/2024	125190	353,000
6/20/2024	125543	323,000
6/21/2024	125866	396,000
6/22/2024	126262	336,000
6/23/2024	126598	403,000
6/24/2024	127001	342,000
6/25/2024	127343	346,000
6/26/2024	127689	388,000
6/27/2024	128077	325,000
6/28/2024	128402	410,000
6/29/2024	128812	252,000
6/30/2024	129064	420,000
		362,833
% based on allotted capacity 350,000 gpd		104%

Fort Bend FWSD No. 1

Delinquent Notice/Service Disconnect Report

Date	Delinquent Letters	Date Mailed	Door Hangers	Date Hung	Disconnects	Date of Disconnect
July-24	154	07/09/24		01/00/00		01/00/00
June-24	159	06/10/24	46	06/24/24	9	07/01/24
May-24	180	05/06/24	54	05/20/24	12	05/29/24
April-24	182	04/05/24	43	04/22/24	15	04/30/24
March-24	163	03/08/24	41	03/22/24	5	04/01/24
February-24	209	02/01/24	55	02/19/24	10	02/26/24
January-24	176	01/08/24	56	01/24/24	15	01/30/24
December-23	212	12/04/23	38	12/28/23	16	01/02/24
November-23	199	11/03/23	44	11/21/23	16	11/29/23
October-23	164	10/06/23	35	10/31/23	23	11/07/23
September-23	145	09/11/23	53	09/25/23	14	10/02/23
August-23	180	08/04/23	44	08/22/23	15	08/28/23
July-23	161	07/10/23	45	07/24/23	10	07/31/23
June-23	170	06/05/23	67	06/19/23	9	06/27/23
May-23	165	05/05/23	61	05/19/23	18	05/25/23
April-23	157	04/10/23	55	04/24/23	11	05/04/23
March-23	188	03/06/23	43	03/23/23	13	03/29/23
February-23	182	02/06/23	61	02/21/23	18	02/27/23
January-23	190	01/09/23	62	01/23/23	16	01/30/23
December-22	228	11/06/22	67	12/22/22	9	01/05/23
November-22	173	11/07/22	41	11/30/22	7	12/06/22
October-22	141	10/11/22	36	10/27/22	7	11/03/22
September-22	173	09/07/22	57	09/21/22	12	10/05/22
August-22	137	08/08/22	38	08/22/22	9	08/30/22

Current Month Terminations

Account	Name	Address	Total Due	Deposit	Turn-Off Date	Turn-On Date
81689			\$371.87	\$1.00	1-Jul-24	LOCKED
81435			\$331.67	\$525.00	1-Jul-24	LOCKED
81420			\$564.11	\$175.00	1-Jul-24	LOCKED
155184			\$439.72	\$200.00	1-Jul-24	LOCKED
146503			\$514.20	\$200.00	1-Jul-24	LOCKED
80833			\$388.55	\$225.00	1-Jul-24	LOCKED
176944			\$459.99	\$400.00	1-Jul-24	LOCKED
197909			\$354.53	\$200.00	1-Jul-24	5-Jul-24
243105			\$323.23	\$100.00	1-Jul-24	LOCKED

Current Payment Arrangements

Account	Name	Address	Balance	Deposit	Most Recent Pymt.	Date Last Paid
80868			\$9,399.41	\$351.00	\$411.42	6-Jul-24
245598			\$2,964.80	\$100.00	\$175.82	9-Jul-24
240728			\$2,647.73	\$100.00	\$178.88	13-Jun-24
244140			\$1,980.65	\$100.00	\$171.00	10-Jul-24
239717			\$1,900.00	\$100.00	\$223.64	5-Jul-24
241866			\$1,600.00	\$100.00	\$295.82	29-Jun-24
251706			\$502.56	\$100.00	\$130.00	20-Jun-24

Fort Bend FWSD No. 1 30 Day Delinquent Report

July-24

Updated as of July 9, 2024

154

	ACCOUNT NO.	CUSTOMER NAME	SERVICE ADDRESS	DEPOSIT	ARREARS	BALANCE	Most Recent Payment	Payment Date
1	248323			100.00	2,850.00	2,921.10	351.00	06/10/24
2	247342			100.00	2,394.49	2,471.01	171.00	06/13/24
3	242533			100.00	2,111.63	2,212.50	160.00	05/31/24
4	174312			150.00	476.70	847.70	343.32	06/14/24
5	081907			1.00	639.02	786.66	200.22	05/13/24
6	124565			75.00	223.94	719.23	200.00	06/11/24
7	190027			100.00	486.42	654.52	150.00	06/19/24
8	116817			75.00	252.00	525.01	250.00	06/06/24
9	215781			150.00	301.30	517.69	100.00	06/13/24
10	081964			200.00	201.27	493.77	250.00	05/14/24
11	208498			450.00	212.20	472.61	227.77	06/27/24
12	080533			100.00	206.59	425.97	246.52	06/14/24
13	081086			376.00	193.31	411.58	191.59	06/19/24
14	080462			100.00	187.04	403.06	228.81	06/27/24
15	194610			100.00	137.00	355.27	250.00	06/19/24
16	202255			200.00	170.56	351.69	191.65	05/14/24
17	214230			150.00	160.02	332.40	176.02	05/20/24
18	120709			301.00	162.31	330.84	237.59	06/28/24
19	205565			200.00	150.13	330.76	228.80	06/20/24
20	153606			550.00	121.96	323.70	170.00	06/27/24
21	081486			225.00	135.26	321.03	141.02	06/11/24
22	081126			176.00	132.06	317.58	100.00	06/14/24
23	081567			151.00	121.08	317.53	175.00	06/26/24
24	136892			75.00	28.41	312.03	262.23	06/24/24
25	081117			1.00	140.66	304.74	159.97	06/18/24
26	238580			250.00	132.98	303.65	51.00	06/17/24
27	080721			101.00	160.80	302.08	200.00	05/20/24
28	080614			1.00	153.45	290.91	133.86	06/17/24
29	081560			526.00	90.14	281.93	150.00	06/27/24
30	248056			100.00	74.53	280.21	3,520.14	03/27/24
31	122845			150.00	141.46	277.92	121.46	06/20/24
32	081705			176.00	133.98	277.72	518.94	05/01/24
33	163575			100.00	121.62	265.40	140.00	06/20/24
34	081464			375.00	106.35	262.63	116.81	06/19/24
35	155797			400.00	143.49	259.70	140.17	06/20/24
36	080744			341.45	124.53	256.65	176.47	06/21/24
37	081128			176.00	103.28	245.90	108.10	06/21/24
38	153608			100.00	118.03	241.10	105.15	06/20/24
39	161371			100.00	71.32	240.88	200.00	06/14/24
40	080830			0.00	116.08	238.99	71.42	06/28/24
41	191188			100.00	102.30	235.33	100.00	06/15/24
42	081005			1.00	63.55	234.93	200.00	06/13/24
43	080758			626.00	83.60	234.84	674.40	05/01/24
44	131690			201.00	51.98	232.69	218.00	06/24/24
45	080537			76.00	96.70	227.39	258.50	05/15/24
46	122461			75.00	105.74	224.48	115.45	06/03/24
47	081001			1.00	82.15	223.95	85.00	06/17/24
48	081652			1.00	120.92	223.83	100.00	06/13/24
49	080787			1.00	113.41	220.38	83.31	06/28/24
50	246638			150.00	89.46	217.51	96.78	05/07/24
51	081391			425.00	100.87	216.74	103.04	06/20/24
52	081165			1.00	96.78	216.74	153.46	06/04/24
53	081495			125.00	97.36	215.30	220.00	05/27/24
54	080719			101.00	68.69	215.00	155.45	06/21/24
55	090936			75.00	94.67	213.81	105.74	05/13/24
56	202077			400.00	74.38	213.56	150.00	06/21/24
57	164030			700.00	82.40	212.99	121.00	06/28/24
58	231959			150.00	88.82	208.97	106.05	06/11/24
59	080528			75.00	93.41	208.34	117.64	06/20/24
60	080604			75.00	74.53	206.65	91.96	06/12/24
61	080483			75.00	83.60	204.06	117.64	06/13/24
62	148630			100.00	76.85	199.76	115.00	06/27/24

Fort Bend FWSD No. 1 30 Day Delinquent Report

July-24

Updated as of July 9, 2024

154

	ACCOUNT NO.	CUSTOMER NAME	SERVICE ADDRESS	DEPOSIT	ARREARS	BALANCE	Most Recent Payment	Payment Date
63	164201			250.00	93.07	199.62	80.00	06/19/24
64	081373			284.53	93.05	198.66	118.00	06/20/24
65	081394			175.00	78.06	197.57	96.12	06/09/24
66	080445			200.00	90.72	195.83	130.00	06/24/24
67	081064			1.00	77.64	190.53	110.10	06/18/24
68	134675			200.00	59.45	190.53	160.00	06/26/24
69	080601			101.00	87.38	189.18	78.06	05/13/24
70	080680			351.00	82.23	186.91	118.07	06/18/24
71	081668			1.00	83.49	185.80	90.00	06/13/24
72	214596			100.00	83.40	181.27	110.00	06/09/24
73	080994			175.00	74.53	180.58	159.02	05/10/24
74	080715			75.00	87.38	179.86	106.02	05/13/24
75	081589			1.00	78.06	178.93	126.87	06/07/24
76	081800			75.00	71.97	175.72	88.75	06/20/24
77	081414			625.00	78.06	169.61	96.12	06/03/24
78	081564			1.00	78.06	169.61	172.23	05/07/24
79	081033			76.00	76.40	167.80	96.40	06/18/24
80	081521			1.00	67.23	166.23	158.42	05/14/24
81	080908			101.00	74.35	164.96	70.00	05/21/24
82	215223			100.00	65.46	161.54	61.40	05/24/24
83	143078			75.00	74.00	160.97	75.10	06/13/24
84	236936			100.00	78.06	160.29	105.44	05/13/24
85	202211			100.00	59.42	158.42	65.36	05/16/24
86	080769			201.00	62.79	156.49	90.11	06/20/24
87	152547			200.00	60.64	156.23	168.99	05/15/24
88	081480			425.00	59.42	154.78	82.07	06/14/24
89	243564			150.00	75.00	153.42	75.46	06/02/24
90	125094			575.00	74.53	152.80	385.35	04/23/24
91	080939			1.00	69.29	150.58	68.24	05/10/24
92	081350			75.00	68.74	150.03	123.85	04/24/24
93	121592			75.00	60.00	149.68	70.32	05/19/24
94	206013			100.00	78.25	149.29	40.00	05/21/24
95	081265			1.00	59.42	149.10	59.42	05/03/24
96	152078			100.00	66.70	148.40	142.34	05/14/24
97	081202			1.00	65.46	147.65	65.46	05/13/24
98	244882			250.00	60.64	147.16	194.91	05/07/24
99	157298			101.00	52.16	146.91	80.00	05/31/24
100	080823			101.00	61.67	146.05	62.00	06/19/24
101	081225			301.00	65.00	145.92	79.35	06/04/24
102	081392			400.00	48.80	145.13	75.00	06/27/24
103	080664			701.00	36.97	142.08	88.74	06/24/24
104	081599			1.00	28.89	141.45	150.00	05/23/24
105	248101			100.00	35.46	141.39	2,505.00	03/27/24
106	154469			100.00	55.11	140.22	50.10	06/19/24
107	142302			75.00	59.42	139.78	144.82	05/10/24
108	080877			717.00	53.30	139.40	100.00	06/21/24
109	081017			101.00	53.16	138.94	70.00	06/12/24
110	191061			100.00	50.10	138.85	87.38	05/13/24
111	159005			100.00	39.74	136.07	42.78	06/24/24
112	242341			250.00	45.00	135.32	67.40	06/11/24
113	236977			100.00	39.69	134.12	75.00	06/18/24
114	081111			1.00	56.10	132.02	51.00	05/14/24
115	081708			76.00	50.10	129.53	59.42	05/07/24
116	081291			150.00	50.10	129.53	114.53	04/30/24
117	202257			200.00	50.10	129.53	367.44	04/30/24
118	134672			75.00	48.72	127.42	129.53	05/14/24
119	216144			150.00	47.79	126.49	120.21	05/14/24
120	199587			200.00	59.42	123.14	58.48	05/08/24
121	081269			1.00	50.10	120.21	55.11	06/06/24
122	154033			100.00	50.10	120.21	112.16	05/06/24
123	080673			1.00	50.10	120.21	64.43	05/13/24
124	120110			100.00	50.10	120.21	50.10	05/13/24

Fort Bend FWSD No. 1 30 Day Delinquent Report

July-24

Updated as of July 9, 2024

154

	ACCOUNT NO.	CUSTOMER NAME	SERVICE ADDRESS	DEPOSIT	ARREARS	BALANCE	Most Recent Payment	Payment Date
125	124299			75.00	50.10	120.21	59.42	05/07/24
126	080520			150.00	44.82	118.76	67.96	05/22/24
127	080903			1.00	38.47	114.80	36.00	06/19/24
128	081534			1.00	42.78	112.16	68.74	05/03/24
129	121890			75.00	42.78	112.16	104.84	05/13/24
130	139755			75.00	42.78	112.16	112.16	05/13/24
131	249819			100.00	25.82	112.14	130.00	05/03/24
132	081439			375.00	67.62	111.02	30.00	05/16/24
133	081617			76.00	39.01	108.02	68.52	06/18/24
134	081890			76.00	43.17	105.23	59.00	05/14/24
135	081511			1.00	35.46	104.11	42.78	05/09/24
136	198006			275.00	40.00	103.82	108.30	05/16/24
137	081803			1.00	37.38	98.90	50.00	06/11/24
138	081536			1.00	35.46	96.79	95.76	05/17/24
139	134077			1.00	35.46	96.79	89.11	05/02/24
140	196674			150.00	29.95	95.05	150.00	05/20/24
141	215681			150.00	25.14	92.75	100.00	03/27/24
142	231061			100.00	42.78	92.70	28.40	05/16/24
143	122465			75.00	35.46	89.47	42.78	05/07/24
144	147114			100.00	35.46	89.47	118.34	05/13/24
145	247734			0.00	100.00	87.64	0.00	
146	121591			675.00	30.64	84.16	93.02	05/13/24
147	132659			75.00	33.79	82.49	36.88	05/14/24
148	081389			200.00	43.22	81.32	26.00	05/09/24
149	081250			201.00	35.46	81.15	85.12	05/31/24
150	081806			1.00	28.40	76.62	89.52	05/14/24
151	081335			375.00	35.46	75.01	129.12	04/30/24
152	081713			1.00	30.64	74.52	74.04	05/13/24
153	081811			1.00	25.82	69.22	30.64	05/13/24
154	081383			75.00	25.82	69.22	111.62	05/13/24
				23,722.98	21,048.27	38,726.92	25,540.50	

Fort Bend FWSD No. 1
Customer Service Report

May / June - 2024

Customer Name	Call Date	Address	Description of Call
Water Quality Complaints			
None			
Problems Reported			
	28-May-24		Customer reported a possible water leak. Found no evidence of a leak.
	29-May-24		Customer reported no water. Turned meter on and water services were restored. Made customer contact.
	31-May-24		Customer reported no water. Determined there was an outage at plant. Confirmed water services were restored. Made customer contact.
	25-Jun-24		Customer reported a leak at meter. Found leak on tap line. Scheduled for repairs. Left door notice.
Billing Disputes			
	31-May-24		Customer requested a meter re-read due to high consumption. Meter read was in-line with previous reads. Found leak on short tap line. Scheduled for repairs.
	31-May-24		Customer requested a meter re-read due to high consumption. Meter read was in-line with previous reads. Found no movement on leak indicator. Left door notice.
	13-Jun-24		Customer requested a meter re-read due to high consumption. Meter read was in-line with previous reads. Found no movement on leak indicator.
Customer Correspondence			
None			

**MINUTES OF THE MEETING OF
FORT BEND COUNTY FRESH WATER SUPPLY DISTRICT NO. 1**

May 3, 2024

STATE OF TEXAS

COUNTY OF FORT BEND

The Board of Supervisors (the “Board”) of Fort Bend County Fresh Water Supply District No. 1 of Fort Bend County, Texas (the “District”), met in special session, open to the public, at 10:00 a.m. on Friday, May 3, 2024, at 19080 Post Oak Boulevard, Suite 1380, Houston, Harris County, Texas 77056, a designated meeting place outside the boundaries of the District, and the roll was called of the members of the Board, to wit:

Paul Hamilton	President
Rosa Linda Medina	Vice-President
Calvin Casher	Secretary
Rodrigo Carreon	Assistant Secretary
Erasto Vallejo	Assistant Secretary

All members of the Board were present, except Supervisor Medina, thus constituting a quorum.

Also present at the meeting were: David Dybala with Jacobs Engineering Group, Inc. (“Jacobs”), the District’s Engineer; Raquel Garcia and Amy Luna with Inframark, LLC (“Inframark”), the District’s Operator; Justin Patton and Kenneth Schaefer with Academy Development; Felipe and Angelica Jacquez; Gerardo Murua; and Michael R. Willis and Christopher Cunningham of Sanford Kuhl Hagan Kugle Parker Kahn LLP (“SK Law”), the District’s Attorney.

The meeting was called to order at 10:00 a.m. and the following business was transacted.

1. HEAR FROM PUBLIC (MATTERS ON THE AGENDA)

At this time, the Board opened the meeting to comments from the public.

2. UPDATE ON SANITARY SEWER EASEMENTS ALONG TRAMMEL FRESNO ROAD

The Board first recognized Mr. Patton and Mr. Schaefer, who updated the Board concerning easement acquisition activities for the sanitary sewer line along Trammel Fresno Road to serve the development under design by Academy Development. The Board also recognized Mr. and Ms. Jacquez, whose property is impacted by the easement acquisition.

A. Eminent Domain to Condemn Property

Consideration was then given to use eminent domain to condemn property located at 1803 Trammel Fresno Road, Fresno, Texas 77545, 1811 Trammel Fresno Road, Fresno, Texas 77545, and 1843 Trammel Fresno Road, Fresno, Texas 77545.

Upon motion by Supervisor Casher, seconded by Supervisor Vallejo, and after full discussion, the Board voted unanimously to use eminent domain to condemn property located at 1803 Trammel Fresno

Road, Fresno, Texas 77545, 1811 Trammel Fresno Road, Fresno, Texas 77545, and 1843 Trammel Fresno Road, Fresno, Texas 77545.

B. Resolution Authorizing Engagement of Appraiser to Appraise Certain Land and Other Actions

Consideration was then given to a Resolution Authorizing Engagement of Appraiser to Appraise Certain Land, Authorizing Attorney to Negotiate for the Purchase of Certain Land and to Make a Final Offer, and authorizing condemnation proceedings.

Upon a motion made by Supervisor Casher, seconded by Supervisor Vallejo, the Board by unanimous vote (1) approved the Resolution Authorizing Engagement of Appraiser to Appraise Certain Land, Authorizing Attorney to Negotiate for the Purchase of Certain Land and to Make a Final Offer; and (2) authorized SK Law to negotiate for the purchase of certain land, make a final offer and authorize condemnation proceedings.

3. OPERATOR'S REPORT

Next the Board recognized Ms. Garcia, who submitted to and reviewed with the Board the Operator's Report, a copy of which is on file in the official records of the District.

A. Leak Adjustment Requests

Ms. Garcia updated the Board concerning leak adjustment requests 1403 Trammel Fresno Road and 4647 FM 521.

Upon motion duly made by Supervisor Casher, seconded by Supervisor Vallejo, the Board voted unanimously to (1) authorize SK Law to write a letter to the owner of 1403 Trammel Fresno Road concerning transfer of the account into the present owner's name; and (2) to extend the deadline for 4647 FM 521 to allow continued discussions with the TXDOT contractor.

B. Commercial Tap at 703 E. Palm

The Board then discussed the account at 703 E. Palm.

Upon motion duly made by Supervisor Casher, seconded by Supervisor Vallejo, the Board voted unanimously to authorize SK Law to send a letter to the property owner concerning the status of the account as commercial, and the requirement to pay commercial rates and a commercial tap fee.

C. Private Easement Policy

The Board the recognized Mr. Murua, who addressed the Board concerning a request for a variance from the District's Private Easement Policy. The Board declined to grant the request.

D. PFAS Testing

Ms. Garcia then updated the Board concerning newly adopted PFAS regulations. No action was necessary in connection therewith.

4. ENGINEER'S REPORT

The Board recognized Mr. Dybala, who updated the Board concerning District projects. No action was necessary in connection therewith.

5. HEAR FROM THE PUBLIC.

The Board then opened the meeting to comments from the public.

There being no further business to come before the Board, upon a motion duly made and seconded, the Board voted unanimously to adjourn.

[THE REMAINDER OF THIS PAGE LEFT INTENTIONALLY BLANK.]

PASSED, ADOPTED, and APPROVED this _____.

Secretary

[SEAL]

**MINUTES OF THE MEETING OF
FORT BEND COUNTY FRESH WATER SUPPLY DISTRICT NO. 1**

May 16, 2024

STATE OF TEXAS

COUNTY OF FORT BEND

The Board of Supervisors (the “Board”) of Fort Bend County Fresh Water Supply District No. 1 of Fort Bend County, Texas (the “District”), met in regular session, open to the public, at 6:00 p.m. on Thursday, May 16, 2024, at 4521 F.M. 521 North, Fresno, Fort Bend County, Texas 77545, a designated meeting place inside the boundaries of the District, and the roll was called of the members of the Board, to wit:

Paul Hamilton	President
Rosa Linda Medina	Vice-President
Calvin Casher	Secretary
Rodrigo Carreon	Assistant Secretary
Erasto Vallejo	Assistant Secretary

All members of the Board were present, with Supervisor Carreon entering the meeting in progress at 6:25 p.m. and Supervisor Medina appearing via Zoom, thus constituting a quorum.

Also present at the meeting were: Cindy Grimes with Municipal Accounts & Consulting, LP, the District’s Bookkeeper (“MAC”); David Dybala with Jacobs Engineering Group, Inc. (“Jacobs”), the District’s Engineer; Tommy Merck with Inframark, LLC (“Inframark”), the District’s Operator; members of the public, the names of whom are on file in the official public records of the District; and Michael R. Willis of Sanford Kuhl Hagan Kugle Parker Kahn LLP (“SK Law”), the District’s Attorney.

The meeting was called to order at 6:10 p.m. and the following business was transacted.

1. HEAR FROM PUBLIC (MATTERS ON THE AGENDA)

At this time, the Board opened the meeting to comments from the public.

2. QUALIFICATION OF SUPERVISORS

The Official Oath of Office and Sworn Statement of Supervisors Casher and Vallejo were then presented for approval. The Board noted that Supervisors Casher and Vallejo had executed the Sworn Statement and taken the Oath of Office, in accordance with the provisions of Section 49.055 of the Texas Water Code.

Upon motion made by Supervisor Hamilton, and seconded by Supervisor Casher, the Board voted unanimously to accept said Sworn Statement and Oath and to authorize that each be filed and retained in the District’s official records, and that such Oath be filed with the Secretary of State of the State of Texas.

3. UPDATE ON SANITARY SEWER EASEMENTS ALONG TRAMMEL FRESNO ROAD

The Board first recognized Mr. Willis, who updated the Board concerning easement acquisition activities for the sanitary sewer line along Trammel Fresno Road to serve the development under design by Academy Development. No action was necessary in connection therewith.

4. BOOKKEEPER'S REPORT AND TAX ASSESSOR/COLLECTOR'S REPORT

The Board then considered the Bookkeeper's Report presented by Ms. Grimes, a copy of which is on file in the official records of the District, and the invoices and checks presented for payment as follows:

A. Approval of Bills.

The Board reviewed the bills presented for payment, including the invoices discussed in more detail under the Engineer's Report.

B. Review Investment Report.

The Board reviewed the investment report.

C. Review Collateral Pledge Report.

The Board reviewed the Collateral Pledge report.

Ms. Grimes then presented the Tax Report from the Fort Bend County Tax Office, noting that the District's taxes are 75.50 percent collected for 2023.

Upon motion duly made by Supervisor Casher, seconded by Supervisor Vallejo, the Board voted unanimously (i) to approve the Bookkeeper's Report; (ii) to authorize the payment of the checks and invoices listed therein; and (3) to approve the Tax Report.

5. ENGINEER'S REPORT

(a) Report on status of projects:

i) Fresno Ranchos Subdivision Wastewater Lift Station and Force Main

- Project was declared substantially complete and ready for District use on January 30, 2024...Reddico's electrical sub needs to install electrical warning labels out at site in order for project to be declared fully complete
- Above item needs to be completed so final payment can be provided...No PE this month for District's approval
- Per the August 2023 Board meeting, updated District deadlines for the project are: Project Substantially Completed (system operational) = end of September 2023...Project Fully Completed = end of October 2023...Jacobs is tracking costs for performing CA and CO services for efforts in November and beyond

ii) Gateway Acres Subdivision Wastewater Plumbing Contract (199 properties within contract)

- Per latest communications from Contractor, they intend on mobilizing next week...submittals for project have been provided
- Anticipated Schedule: Construction Start = May 2024, Construction Completion = End of 2024

iii) Fresno Ranchos Subdivision Wastewater Collection System

- Project currently under design

- iv) Expansion of Teleview Terrace Subdivision Lift Station
 - Project currently under design...anticipate submitting Engineering Study Report at July Board meeting
- v) Teal Gardens Development
 - Developer working on acquisition of all utility easements for project...once easements are secured, District will complete review of on-site and off-site utility plans...approval of project is also needed from the TCEQ, FBC, and City of Houston
 - District Attorney to discuss any other matters related to development agreement

(b)Authorize Engineer to Prepare Plans and Specifications for Water/Wastewater Projects

- no action items

(c) Report on status of project funding and take necessary action related thereto.

- Project One-Year Warranty Expiration Dates
 - Gateway Acres Subdivision WW Collection System = 01/31/25
 - Fresno Ranchos Subdivision Lift Station and Forcemain = 01/30/25
 - 2022 TCEQ Loan (\$10.45M) – funds from the loan are needed to fund the completion of
 - a) Fresno Ranchos Sub LS and FM project and b) CoA WWTP Expansion Project
- FBC CDBG Funds...will pursue funding source for future plumbing projects

(d) Projections for District Water and Wastewater Projects

- request Board approval to update information every January and July

(e) Discuss Emergency Preparedness Plan and take any necessary action related thereto

- review EPP in April each year to determine if any updates are required

(f) Status of Non-Residential Applications for Water Service –

Connected:	
4320 Doreen Avenue (Multi-Family Dwelling)	Interconnect with FBCMUD23
293 Teakwood Avenue (Multi-Family Dwelling)	La Fresno Food Mart
297 Teakwood Avenue (Multi-Family Dwelling)	Lou's Back Porch
Church of God of Prophecy	LT No Limits
Crossroad Market	Mustang Community Center
Dollar General	MVP Auto Parts (Domestic & FW)
Enriquez Tire Shop (East Palm)	New Quality Life Ministries (Church)
FBC Water Connection at Water Plant	New Quality Life Ministries (Restaurant)
First Baptist Church of Fresno (Domestic & FW)	Papa Nick's BBQ Kitchen – Mobile Food Truck
Fresno Gym (3941 FM 521)	PMC International Tire Shop
Fresno Market – FM521 (Domestic & Irrigation)	Quality Paint and Body (Pecan Street)
Fresno Motor	Richard Martini-Rental Livestock Pasture
Fresno Mount Corinth Baptist Church	Robbins Nest for Children (Domestic & FW)
Fresno Volunteer Fire Department	St. James Knanaya Church – Fire Tap
F&R Tax	St. James Banquet Hall – (Domestic & FW)
General Office Space (514 Pecan Street)	St. Peters & St. Pauls Orthodox Church of Houston
Gulf Coast LP Gas Company	Swingby#3 Gas Station (Domestic & Irrigation)
HEFCO Enterprises	Teleview Terrace Subdivision Lift Station
Iglesia Bautista Del Calvario Church	Tiny Toes Academy
Iglesia Principe De Paz Church	Tire Shop at 1739A Trammel Fresno

Interconnect with City of Arcola	Valero Gas Station
	Welcome Foods

Connections Pending:	
Nalco Water (FM521) - District Operator to update regarding service to customer...per District Operator, tap fee was paid	
Sosa Electric (Avenue C) - District Operator to update regarding service to customer. The Board recognized Mr. Sosa, who requested a 24 month payment plan for the applicable tap and connection charges.	
Parks Fresno Food Market (FM521) - District Operator to update regarding service to customer	

Processing Application:	
St Peter and Paul Church (Illinois St) - application process started on 02/07/23...received new information from customer on 05/14/24 for review...customer currently receiving District water, but would like to add an additional building on property	
Lemark Investments (East Sycamore St) - waiting on all required docs from customer to complete application...application process started on 10/12/23	
Quality Personal Care (703 East Palm) - DA and Operator to provide update on customer paying all fees associated with District providing commercial water service (application fee, tap fee, and private work cost)...follow through on paperwork when communications with customer have been established regarding this matter...per District Operator, rates have already been updated. The Board recognized Ms. Ahamba, who discussed the account, and requested a 24 month payment plan for the applicable tap and connection charges.	

*** Purolite investigating possibility of needing District water service for a potential new facility that would be constructed to the west of their existing facility

Status of Non-Residential Applications for Wastewater Service –

Connected:	
4320 Doreen Avenue (Multi-Family Dwelling)	General Office Space (514 Pecan Street)
293 Teakwood Avenue (Multi-Family Dwelling)	Mustang Comm Center (<i>minus field bathrooms</i>)
297 Teakwood Avenue (Multi-Family Dwelling)	New Quality Life Ministries (Church)
Church of God of Prophecy	New Quality Life Ministries (Restaurant)
First Baptist Church of Fresno	Quality Paint and Body (Pecan Street)
Fresno Volunteer Fire Department	

Connections Pending:	
Sosa Electric (Avenue C) - District Operator to update regarding service to customer	
Parks Fresno Food Market (FM521) - District Operator to update regarding service to customer	

Processing Application:	
La Fresno Food Market (TFR) - Application has been reviewed and approved by Jacobs and District Operator...request Board's approval of application	
Fresno Fiesta (TFR) [previously known as Crossroad Market Store] - Customer provided District application with application fee...request Board's approval to start working on application...customer already has District water service	

(g) Potential Emergency Water Interconnect with BCMUD21/22

- Submitted to Patrick Newton, Engineer (LJA) for BCMUD21/22, the District's initial thoughts regarding the potential emergency water interconnect between our Districts (location at end of East Sycamore Road)
 - a. Vault to be located at the District's eastern boundary line.
 - b. Work within the District to upsize the existing 8" waterline to a 12" waterline would consist of predominately trenchless construction (no open cutting driveways).
 - c. BCMUD21/22 to provide District Operator their water quality data and type of disinfection method used.
 - d. BCMUD21/22 to provide District information regarding capacities of their water production facilities.
 - e. BCMUD21/22 would be responsible for all costs associated with this emergency water interconnect project.
 - f. BCMUD21/22 would be responsible for completing all efforts associated with this project (design, construction, permitting, agency approvals, etc...).
- Per 04/12/24 email from LJA, BCMUD21/22 proposes that FW pay \$355k if they were to use interconnect...District requests that BCMUD21/22 attend District meeting to discuss matter

Mr. Dybala also informed the Board that according to the representatives of BCMUD21/22, they will not be able to provide water service to the residents that live outside the boundaries of the District and BCMUD21/22, as their rate order will only allow service if both water and wastewater are provided.

(h) Status of New CoA WP –

- a. CoA WP is in service and interconnect between the District and CoA is now functioning as an emergency water interconnect
- b. Status of District paying funds owed to CoA regarding take back of 625 connections worth of water service
- c. Status of rework of RFC into a standard emergency water interconnect agreement and a waste disposal agreement

(i) Status of Current and Future WWTP Expansion Projects –

South Wastewater Service Area

- Current CoA WWTP Expansion Project (0.675 MGD to 0.95 MGD): NTP = June 16, 2023...Per communications with CoA on 02/21/24, the WWTP construction is 70% complete (currently waiting on delivery of equipment)...anticipate completion 3rd Q of 2024...District's current WWTP capacity (0.35 MGD) is capable of providing wastewater service to 1,000 ESFCs
- Future CoA WWTP Expansion Project (0.95 MGD to 1.4 MGD) = received proposal for Board and Consultants to discuss which would increase the District's WWTP capacity from 0.35 MGD to 0.8 MGD (capable of serving 2,285 ESFCs)...District would need to construct a 2nd forcemain from the Televue Terrace LS in order to utilize this wastewater treatment capacity and beyond
- Ultimate CoA WWTP Expansion Project for District (maximum capacity for District of 1.905 MGD, which is capable of serving 5,442 ESFCs) = District Attorney to document this matter with CoA
- Potentially can increase the District's connection capacity at CoA WWTP by conducting a re-rate study to lower the RFC value of 350 GPD/connection to a lessor value
- Anticipated Timeline for Full Use of WW Connection Capacity (Current 1,000 ESFC

Connection Capacity):

Current Connections (Actual and Reserved) as of February 2024:

- Active Residential Connections Per Inframark = 544
- Vacant Residential Connections Per Inframark = 26
- In-Process Residential Connections Per Inframark = 11
- Residential Connections in GA WW Plumbing Contract = 199
- Residential Connections in Teal Gardens Development = 107
- Active Non-Residential Connections, in ESFCs = 19
- In-Process Non-Residential Connections, in ESFCs = 3

Total = 909

North Wastewater Service Area

- FBC and their Consultants are actively investigating potential properties for the District's north WWTP

(j) Roadway Widening Projects Within District (which will require utility and service line relocations):

- South Post Oak Boulevard Widening Project (from W Sycamore to Trammel Fresno Rd):

- **Scope** – Increased ROW width, with 2 lane road and additional lanes throughout sections, with roadside ditches
- **Schedule** –
 - County is currently in process of a) clearing ROW and acquiring easements and b) updating drainage design
 - Utility Relocations – propose our relocation work to be included in their updated plan set
 - Road Construction – FBC to update
- **Estimated Cost** -
 - Per communications with FBC Commissioner, all relocation costs will be paid for by the County

- FM521 Roadway Widening Project (North of SH6):

- Utility Relocations at Mustang Bayou – Work to be completed at same time that Roadway Contractor is under construction in area of project...work will consist of open cut versus trenchless construction as originally planned...removal of ARV manhole has been completed
- Utility Relocations from Willow St to Trammel Fresno Road – Work was awarded to Tackle Construction for \$429,100.00 and TxDOT permit has been secured...District Operator to coordinate work with Tackle Construction, which is anticipated to be completed in 4 to 5 months
- Utility Relocations from Pecan St to SH6 – investigation still needs to be conducted
- Roadway Project Updates - Final roadway plans provided to District on 05/22/23...project let in April 2023...roadway construction underway with Granite Construction as Contractor...per Roadway Team, work within District to start along south bound lanes at the American Canal and Mustang Bayou, with the installation of the storm sewer first, at outfall first and then working outward, then with the installation of concrete pavement
- **Scope** – 4 lane, divided roadway with raised median, curb and gutter, with underground storm sewer lines, side swales, and sidewalk
- **Schedule** –
 - Anticipate coordinating necessary water and wastewater utility

- relocations mid 2024
 - Anticipate roadway widening project to be completed in 2026
 - **Estimated Cost-**
 - Currently determining extent and cost for utility relocations...later will coordinate with Inframark and Roadway Team so solution and costs can be determined and presented to Board...NORA provided to District
- **FM521 Roadway Widening Project (South of SH6):**
 - **Scope** – 4 lane, divided roadway with raised median, curb and gutter, and side path...proposed detention pond along west side of CoA WWTP and new WWTP entrance roadway...including a proposed overpass at the BNSF RR crossing
 - **Schedule** –
 - 30% Utility Coordination meeting was conducted in September 2021
 - 60% Utility Coordination meeting was conducted in April 2022
 - 90% Utility Coordination meeting was conducted in October 2023
 - Anticipate 100% completed construction plans TBD
 - Anticipate roadway widening project to start construction in 2026
 - **Estimated Cost** –
 - NORA provided to District
 - Coordinating with Roadway Team so our relocations can be included in their construction plans, which they would design and their contractor construct...assistance would be provided by Jacobs and the District Operator throughout this process...requested that an agreement be provided to the District for this arrangement...currently this relocation effort would need to be paid for by the District, but still investigating the possibility that FBC or TxDOT possibly assist us financially
- **West Sycamore Road Widening Project (possibly sanitary sewer work):**
 - **Scope** – Proposed 100' ROW, with 4 lane, divided roadway with raised median, curb and gutter, with underground storm sewer lines, and sidewalk
 - **Schedule** –
 - Received 95% complete roadway plans for review on August 11, 2022...requested updated plans, as drainage design is still being updated, prior to completing review
 - Anticipate 100% complete roadway plans - TBD
 - Coordinating with Roadway Team to have utility relocations (consider new sanitary sewer) included within their construction plans so relocations can be done by their contractor
 - Anticipate roadway widening project to start construction - TBD
 - **Estimated Cost** –
 - Per communications with FBC Commissioner, all relocation costs will be paid for by the County
- **Evergreen Road Widening Project (California Rd to Mustang Bayou):**
 - **Scope** – Proposed 80' ROW, with 2-12' lanes, 6' shoulders, asphalt roadway, with roadside ditches
 - **Schedule** –
 - Working on 30% complete roadway plans...no overall schedule provided yet
 - Coordinating with Roadway Team to have utility relocations included within their construction plans so relocations can be done by their contractor

- **Estimated Cost** –
 - Per communications with FBC Commissioner, all relocation costs will be paid for by the County
- **Evergreen Road Widening Project (Mustang Bayou to FM521):**
 - **Scope** – Proposed 80' ROW, with 2-12' lanes, 6' shoulders, asphalt roadway, with roadside ditches
 - **Schedule** –
 - Provided 70% complete roadway plans for review and comment...no overall schedule provided yet
 - Coordinating with Roadway Team to have utility relocations included within their construction plans so relocations can be done by their contractor
 - **Estimated Cost** –
 - Per communications with FBC Commissioner, all relocation costs will be paid for by the County
- **West Sycamore Road and South Post Oak Boulevard Intersection:**
 - **Scope** – Widening of intersection to accommodate roadway widening projects along West Sycamore Road and South Post Oak Boulevard...Project also includes roadway widening project along West Sycamore Road to the west of this intersection
 - **Schedule** – TBD, but should occur prior to roadway widening projects to the east and north of this intersection
 - **Estimated Cost** – This project will involve the relocation of the District's waterline at this intersection...it has been communicated multiple times to the roadway team that it is the District's understanding that all costs associated with this relocation will be paid for by FBC...The District should be able to review and approve these relocations and the Roadway Contractor should be coordinating all work with the District Operator
- (a) **Other Road Widening Projects Within District (Lake Olympia Pkwy, California Road, Kentucky Road, Linden Street, Kansas St, 3rd Street...consider water and wastewater utility work)** – FBC to provide update

Upon motion made by Supervisor Casher, seconded by Supervisor Carreon, and after full discussion, the Board voted unanimously to (1) authorize a 24 month payment plan for the applicable tap charges for Sosa Electric and Quality Personal Care; (2) approve the application of La Fresno Food Market; (3) authorize Jacobs to work on the application for Fresno Fiesta; and (4) approve the Engineer's Report, as presented.

6. OPERATOR'S REPORT/TERMINATION OF SERVICE

Next the Board recognized Mr. Merck, who submitted to and reviewed with the Board the Operator's Report, a copy of which is on file in the official records of the District.

A. Repairs to Water and Wastewater systems

Mr. Merck reported substantial system repairs and maintenance as follows:

- Inframark repaired Lift Pump No. 3.
- Inframark resealed a sanitary manhole.
- Inframark excavated and repaired a service line leak.
- Inframark completed monthly dead-end flushing.

Mr. Merck then updated the Board on the following:

1. 2023 Consumer Confidence Report (“CCR”): Included with the Operator’s Report is a draft copy of the 2023 CCR for review. TCEQ and USEPA rules require that the District deliver this report annually before July 1.
2. Water Leak Adjustment Requests: None.
3. FM 521 Road Widening Relocation: The Board authorized the relocation plan proposed by Texas Hot Taps at the October meeting for the estimated amount of \$70,956.36. Subsequently, the estimate was amended to \$53,233.70. This is in progress.

B. Requests for Water Taps

Mr. Merck did not report any requests at this time.

C. Delinquent Water Accounts and Service Terminations

Mr. Merck provided a confidential list of customers that received a delinquent letter by mail and are subject to disconnection of service.

Upon a motion duly made by Supervisor Casher, seconded by Supervisor Vallejo, and after full discussion, the Board voted unanimously to approve the Operator’s Report, the repairs to the water and wastewater system, the leak adjustment requests, and the termination list.

7. ATTORNEY’S REPORT

The Board recognized Mr. Willis, who presented the Attorney’s report as follows:

A. Approval of Minutes

The proposed minutes of the meeting held on April 18, 2024, were presented for approval.

Upon motion duly made by Supervisor Casher, seconded by Supervisor Vallejo, the Board voted unanimously to approve the minutes as presented.

B. Regional Facilities Contract

The Board noted there was no action necessary in connection with the Regional Facilities Contract.

C. Consider Resolution Regarding Unclaimed Property

Mr. Willis presented to and reviewed with the Board the Unclaimed Property Report, noting that the District’s Bookkeeper identified \$996.02 in unclaimed funds.

Upon motion by Supervisor Casher, seconded by Supervisor Carreon, the Board voted unanimously to approve the Unclaimed Property Report. A copy of the Unclaimed Property Report is on file in the official records of the District.

D. Consider approving Resolution Regarding Annual review of Emergency Preparedness Plan

Mr. Willis next presented to and reviewed with the Board the proposed Resolution Regarding Annual Review of Emergency Preparedness Plan (“EPP”) (the “Resolution”), and noted that the Engineer and Operator have not recommended any changes to the EPP at this time.

Upon motion by Supervisor Vallejo, seconded by Supervisor Casher, the Board voted unanimously to approve the Resolution. A copy of the Resolution is on file in the official records of the District.

E. Annual Arbitrage Report

Mr. Willis presented to the Board the Annual Arbitrage Report from Municipal Risk Management Group. Mr. Willis noted that the report recommended no action at this time.

Upon motion duly made by Supervisor Casher, seconded by Supervisor Carreon, the Board voted unanimously to approve the Annual Arbitrage Report.

8. REGIONAL PLANT COMMITTEE REPORT

The Board then considered the Regional Plant Committee Report.

Upon a motion made by Supervisor Carreon, seconded by Supervisor Casher, and after full discussion, the Board voted unanimously to approve the Regional Plant Committee Report.

9. HEAR FROM THE PUBLIC.

The Board then opened the meeting to comments from the public.

There being no further business to come before the Board, upon a motion duly made and seconded, the Board voted unanimously to adjourn.

[THE REMAINDER OF THIS PAGE LEFT INTENTIONALLY BLANK.]

PASSED, ADOPTED, and APPROVED this _____.

Secretary

[SEAL]

**Fort Bend County Freshwater Supply District 1
Regional Facilities Wastewater Treatment Plant Summary
July 18, 2023**

The treatment plant operation information was received by Paul Hamilton from Municipal Operations & Consultants.

WWTP Operations Report:

During the period of April, 30 2024 through May 31, 2024, per the attached MOC monthly report, the WWTP was operating at 50% of the 0.675 MGD permit capacity and was operating within permit parameters. Arcola had 31% inflow and Freshwater-1 had 19% inflow. April, 30 2024 through May 31, 2024, plant average daily flow was 332,097 gallons of which Freshwater 1 was 125,703 gallons.

WWTP Discharge Monitoring Report:

The May 2024 Discharge Monitoring Report (DMR) did not reflect any parameter exceedances. A copy of the DMR is attached.

WWTP Operations Expenses

The WWTP total expenses from April 30, 2024 through June 10, 2024 was \$ 7,693.45 \$1000.00 for MOC monthly services plus \$ 6,693.45 for ancillary supplies and activities. See attached expense sheets, pages 6-10 of this report.

Paul Hamilton

FBFWSD1 Supervisor & Treatment Plant Liaison

MONTHLY OPERATIONS REPORT FOR THE CITY OF ARCOLA

June, 2024

Water Connections			Sewer Connections		
Apts	96		Apts	46	
Builder	68		Builder	68	
Commercial	30		Commercial	30	
District Meter	3		Commercial Vacant	3	
Irrigation	5	N/C	District Meter	3	
No Bill	2		Commercial sewer only	12	
Residential	634		Commercial sewer vacant only	6	
Residential water only	5		Residential	634	
Temp Meter	2	N/C	Residential vacant	14	
Vacant with Consumption	0		Residential sewer only	207	
Vacant	14		Residential sewer only vacant	86	
New Taps paid by COA residents	1		No bill	2	
Not installed as of today 6/20/24			Vacant with consumption	0	
			New taps paid by Dr. Horton	26	
New taps paid by Dr. Horton	26		Not installed as of today 6/20/24		
Not installed as of today 6/20/24			FS #1 & COA AGREEMENT SEWER ONLY	110	
			FS #1 SEWER CONNECTIONS TO WWTP	578	
TOTAL WATER CONNECTIONS	879		TOTAL SEWER CONNECTION COUNT:	1825	

N/C = not counted

BILLING PERIOD: 05/20/24 - 06/20/24

FWSD 1 - Previous Read 233,231,000
 Read Date: 10/20/23 233,231,000
 Total Gallons Pumped: 0
 Arcola Well #1 6,345,000
 Water received from FB 141: 0
 Water supplied to FB 141: 0
 Gallons Billed 5,823,000
 Leaks and Flushing 50,000
 Pumped vs. Accounted 93%

Notes:

April Delinquent Accounts for Arcola

Water & Sewer Accounts - 87
 Sewer Only Accounts - 64
 Sewer Plugged Accounts - 0

	Penalty	Tap Fee	Sewer	Water	NFBWA	TCEQ	Misc.	Deposit	TOTAL
REVENUE:	\$2,303.95	\$0.00	\$35,374.22	\$38,116.53	\$22,791.25	\$0.00	\$4,894.03	\$12,537.00	\$116,016.98

WASTEWATER TREATMENT PLANT

T.C.E.Q. Permit Number: TX0102385
 Permit expiration date: March, 2029

May, 2024			Measured by:		
Average daily flow	332,097	Permitted Daily Flow	675,000	gal.per day	
Average CBOD	2.75	Permitted CBOD	10	lbs/day	
Average Total Suspended Solids	2.41	Permitted T.S.S.	15	mg/l	
Average Ammonia Nitrogen	0.19	Permitted Ammonia Nitrogen	3	mg/l	
Average PH	7.32	Permitted PH	6.00 - 9.00	STD UNIT	
Average Dissolved Oxygen	6.31	Permitted Dissolved Oxygen	4.0	mg/l	
E. coli	1.00	Permitted E. coli	126.0	mpn/100 ml	
Total Rainfall	4.95"				
Average daily flow - FS #1	125,703				
FS #1 Flow	19%				
Arcola Flow	31%				

Sewer Treatment plant is currently operating at 49% of the permitted capacity

Sewer Treatment Plant/Lift Station - Notes

City of Arcola Sewage Treatment Plant

May-24

Date	Flow Reading	Total Gallons x1000	2hr Peak	CL ₂ Res.	Mag. Res.	Final CL ₂	Sample Temp	%Solids SV - 30	Sludge Blanket	Waste Time	Bleach Total Used	Rainfall (Inches)	Inflow From FS1	Gallons from FS1
4/30/2024	251532		18	2	0.12	1.88	3.2	375	12	60	0	0	19071.7	
5/1/2024	251766	234	18	2	0.14	1.86	3.2	350	12	30	20	0	19161.9	90.2
5/2/2024	252024	258	29	1.6	0.13	1.47	3.2	340	13	30	20	0.2	19257.4	95.5
5/3/2024	252218	194	21	1.3	0.09	1.21	3.2	410	18	0	10	0.2	19336	78.6
5/4/2024	252504	286	16	1.8	0.06	1.74	3.2			0	10	0	19434.7	98.7
5/5/2024	252730	226	15	2.2	0.09	2.11	3.2			0	10	0	19531.9	97.2
5/6/2024	253081	351	20	2.4	0.06	2.34	3.2			15	10	0.5	19662.2	130.3
5/7/2024	253329	248	18	2.2	0.08	2.12	3.2	280	10	15	10	0	19755.9	93.7
5/8/2024	253544	215	18	2.6	0.1	2.5	3.1			15	10	0	19834.7	78.8
5/9/2024	253779	235	16	3.8	0.21	3.59	3.1	260	10	15	10	0	19935.6	100.9
5/10/2024	254008	229	17	3.9	0.21	3.69	3.1	260	10	15	10	0	20041.3	105.7
5/11/2024	254192	184	18	3.7	0.21	3.49	3.1				10	0	20125.1	83.8
5/12/2024	254390	198	24	3.6	0.21	3.39	3.1				10	0.25	20233.8	108.7
5/13/2024	254590	200	31	3.6	0.21	3.39	3.1	270	10	15	10	0	20348.3	114.5
5/14/2024	255281	691	70	2.9	0.21	2.69	3.1	260	8	15	10	0.3	20608	259.7
5/15/2024	255675	394	43	3.2	0.21	2.99	3.1	260	6	20	20	0	20749.1	141.1
5/16/2024	256013	338	53	2.8	0.21	2.59	3.1	300	9	35	10	0	20887.9	138.8
5/17/2024	256518	505	65	1.9	0.08	1.82	3.1	280	5	0	10	1.5	21057.9	170
5/18/2024	257019	501	30	2.4	0.07	2.33	3.1				20	0	21235	177.1
5/19/2024	257419	400	16	2.8	0.11	2.69	3.1				20	0	21381	146
5/20/2024	257825	406	45	2.3	0.08	2.22	3.1	400	10	30	20	0	21541.8	160.8
5/21/2024	258176	351	48	2.2	0.07	2.13	3.1	400	8	30	20	0	21641.5	99.7
5/22/2024	258448	272	33	2.9	0.09	2.81	3.1	400	6	30	20	0	21754.5	113
5/23/2024	258743	295	39	2.9	0.11	2.79	3.1	380	9	45	20	0	21858.5	104
5/24/2024	259025	282	29	2.6	0.13	2.47	3.1	360	9	45	20	0	21968.8	110.3
5/25/2024	259229	204	24	3.6	0.16	3.44	3.1				20	0	22049	80.2
5/26/2024	259460	231	20	3.8	0.25	3.55	3.1				20	0	22150.8	101.8
5/27/2024	259715	255	14	3.9	0.21	3.69	3.1			30	30	0	22251	100.2
5/28/2024	260060	345	33	1.6	0.14	1.46	3.1	400	6	20	20	0	22400.1	149.1
5/29/2024	260883	823	70	1.6	0.13	1.47	3.1	260	9	10	20	2	22624.2	224.1
5/30/2024	261284	401	51	1.9	0.12	1.78	3.1	430	7	20	20	0	22777.5	153.3
5/31/2024	261827	543	48	2.3	0.09	2.21	3.1	300	6	10	10	0	22968.5	191

Total Flow Gallons	Permit	Monthly Data		Min. Cl ₂	1.21	Total CL ₂ :	480	Total Flow FS1	3,896,800
Daily Average	675,000	332,097	49%	Max. Cl ₂	3.69	Total Daily Avg CL ₂ :	15	Average Daily FS1	125,703
Daily Peak Flow		823,000	5/29/2024						
2 Hour Peak in GPM	1389	729	52%			Total Rainfall:	4.95	Billing Ratio	37.85%

Supervising Operator:

Roland Leal

Supervisor Signature

Supervisor License #:

WW0061943 (B)

Date:

Expand Notices
Collapse Header

Permit

Permit ID: TX0102385
Permittee: ARCOLA, CITY OF

Facility: CITY OF ARCOLA WWTP

Permitted Feature: 001 - External Outfall

Report Dates & Status

Monitoring Period: From 05/01/24 to 05/31/24
Status: NetDMR Validated

Principal Executive Officer

First Name:
Title:

No Data Indicator (NODI)

Form NODI:

Major: ☐
Permittee Address: 13222 HWY 6
ARCOLA, TX 77583
Facility Location: 5925 FM 521
ARCOLA, TX 77583
Discharge: A - DOMESTIC FACILITY - 001

DMR Due Date: 06/20/24

Last Name:
Telephone:

Parameter		NODI	Quantity or Loading			Quality or Concentration				# of Ex.	Freq. of Analysis	Smpl. Type
Code	Name		Value 1	Value 2	Units	Value 1	Value 2	Value 3	Units			
00300	Oxygen, dissolved [DO]	Smpl.				= 6.31			mg/L	0	02/07	GR
1 - Effluent Gross												
Season: 0		Req.				>= 4.0 Monthly Minimum			Milligrams per Liter		Weekly	GRAB
NODI: <input type="text"/>		NODI				<input type="text"/>						
00400	pH	Smpl.				= 7.32		= 7.85	SU	0	02/07	GR
1 - Effluent Gross												
Season: 0		Req.				>= 6.0 Minimum		<= 9.0 Maximum	Standard Units		Twice Per Month	GRAB
NODI: <input type="text"/>		NODI				<input type="text"/>		<input type="text"/>				
00530	Solids, total suspended	Smpl.	= 7.49		lb/d		= 2.41	= 4.84	mg/L	0	01/07	CS
1 - Effluent Gross												
Season: 0		Req.	<= 84.0 Daily Average		Pounds per Day		<= 15.0 Daily Average	<= 40.0 Daily Maximum	Milligrams per Liter		Weekly	COMPOS
NODI: <input type="text"/>		NODI	<input type="text"/>				<input type="text"/>	<input type="text"/>				
00610	Nitrogen, ammonia total [as N]	Smpl.	= 0.719		lb/d		= 0.19	= 0.716	mg/L	0	01/07	CS
1 - Effluent Gross												
Season: 0		Req.	<= 17.0 Daily Average		Pounds per Day		<= 3.0 Daily Average	<= 10.0 Daily Maximum	Milligrams per Liter		Weekly	COMPOS
NODI: <input type="text"/>		NODI	<input type="text"/>				<input type="text"/>	<input type="text"/>				
50050	Flow, in conduit or thru treatment plant	Smpl.	= 0.332097	= 0.832	MGD					0	99/99	TM
1 - Effluent Gross												
Season: 0		Req.	<= 0.675 Daily Average	Req Mon Daily Maximum	Million Gallons per Day						Continuous	TOTALZ
NODI: <input type="text"/>		NODI	<input type="text"/>	<input type="text"/>								

Code	Name		Value 1	Value 2	Units	Value 1	Value 2	Value 3	Units	LA	Analysis	Type
50060	Chlorine, total residual	Smpl.				= 1.21		= 3.69	mg/L	0	01/01	GR
1 - Effluent Gross												
Season: 0	Req.					>= 1.0 Monthly Minimum		<= 4.0 Monthly Maximum	Milligrams per Liter		Daily	GRAB
NODI:	NODI											
51040	E. coli	Smpl.				= 1.0		= 1.0	MPN/100mL	0	02/30	GR
1 - Effluent Gross												
Season: 0	Req.					<= 126.0 Daily Average		<= 399.0 Daily Maximum	Most Probable Number (MPN) per 100ml		Twice Per Month	GRAB
NODI:	NODI											
70295	Solids, total dissolved	Smpl.	= 2450.0		lb/d		= 751.0	= 934.0	mg/L	0	01/07	CS
1 - Effluent Gross												
Season: 0	Req.	Req Mon Daily Average			Pounds per Day		Req Mon Daily Average	Req Mon Daily Maximum	Milligrams per Liter		Weekly	COMPOS
NODI:	NODI											
80082	BOD, carbonaceous [5 day, 20 C]	Smpl.	= 7.72		lb/d		= 2.75	= 3.25	mg/L	0	01/07	CS
1 - Effluent Gross												
Season: 0	Req.	<= 56.0 Daily Average			Pounds per Day		<= 10.0 Daily Average	<= 25.0 Daily Maximum	Milligrams per Liter		Weekly	COMPOS
NODI:	NODI											

Edit Check Errors

No results.

DMR Comments

INTERIM PHASE EFFECTIVE UPON THE DATE OF ISSUANCE AND LASTING THROUGH THE COMPLETION OF EXPANSION TO THE 0.95 MGD FACILITY.

Comments

Attachments

No results.

Report Last Saved By

User: deena@nwdls.com
Name: Deena Higginbotham
E-Mail: deena@nwdls.com
Date/Time: 06/20/24 11:49 CDT

**CITY OF ARCOLA
BOOKKEEPER INVOICE LOG**

JUNE 2024

INVOICE DATE	INVOICE #	VENDOR	SERVICE/MDSE	USED AT	INVOICE TOTAL
1/12/2024	31423	STP Services	Repairs/Maintenance	LS3	\$ 540.00
1/24/2024	45389	Chlorinator Maint. Co., Inc.	Repairs/Maintenance	SP	\$ 1,642.30
1/26/2024	247798	BMI - Biosolids Management	Liquid Haul	SP	\$ 6,957.60
1/26/2024	6675469	Hawkins, Inc.	Chemicals	SP	\$ 5,500.00
1/27/2024	247831	BMI - Biosolids Management	Repairs/Maintenance	LS	\$ 214.00
2/7/2024	202400997	LJA Environmental	Lab Fees	District	\$ 7,000.00
2/16/2024	2401170	NWDLS, Inc.	Lab Fees	SP	\$ 6,501.00
3/4/2024	248783	BMI - Biosolids Management	Liquid Haul	SP	\$ 7,051.20
3/15/2024	6711897	Hawkins, Inc.	Chemicals	SP	\$ 4,601.00
3/18/2024	45663	Chlorinator Maint. Co., Inc.	Repairs/Maintenance	SP	\$ 518.00
3/20/2024	2401879	NWDLS, Inc.	Lab Fees	SP	\$ 3,105.00
4/3/2024	249617	BMI - Biosolids Management	Liquid Haul	SP	\$ 6,957.60
4/16/2024	45816	Chlorinator Maintenance, Co, Inc.	Repairs/Maintenance	SP	\$ 537.95
4/16/2024	2402230	NWDLS, Inc.	Lab Fees	SP	\$ 3,256.00
5/2/2024	31738	STP Services	Repairs/Maintenance	SP	\$ 4,950.00
5/6/2024	45922	Chlorinator Maint. Co., Inc.	Repairs/Maintenance	SP	\$ 442.10
5/8/2024	67551033	Hawkins, Inc.	Chemicals	SP	\$ 4,601.00
5/29/2024	31828	STP Services	Repairs/Maintenance	LS8	\$ 3,800.00
5/30/2024	89721	Water Utility Services, Inc.	Lab Fees	District	\$ 115.00
5/30/2024	90044	Water Utility Services, Inc.	Lab Fees	District	\$ 800.00
5/31/2024	DE05004146-24	PVS DX, Inc.	Chemical Rental	WP	\$ 45.00
6/7/2024	251425	BMI - Biosolids Management	Repairs/Maintenance	LS	\$ 8,335.38
6/7/2024	15949	Hydro Clear Services, LLC	Repairs/Maintenance	District	\$ 1,600.00
6/7/2024	2403685	NWDLS, Inc.	Lab Fees	SP	\$ 3,708.00
6/7/2024	2403686	NWDLS, Inc.	Lab Fees	District	\$ 1,460.00
6/10/2024	251477	BMI - Biosolids Management	Liquid Haul	SP	\$ 7,436.00
6/11/2024	202417086	LJA Environmental	Lab Fees	District	\$ 7,000.00
7/1/2024	IN-15375	Municipal Operations & Consulting, Inc.	Monthly Operations	District	\$ 69,517.57
7/1/2024	IN-15375	Municipal Operations & Consulting, Inc.	Monthly Operations	SP	\$ 6,693.45

RECEIVED

By Shelby Adams at 2:07 pm, 2/24

STP SERVICES
10029 Market Street
Houston, TX 77029
713-8825278
stpsservices@aol.com

Invoice

Date	01/12/24
Invoice No.	31423
P.O.	102405
Location	LS #3

Arcola
C/O Municipal Operations & Con
20141 Schiel Rd
Cypress, TX 77433

Job doe 12/30/23

Pull uclog reset and test LP #1

540.00

540.00

Regulated by the Texas Department of Licensing and Regulation
P.O. Box 12157
Austin, TX 78711
Phone Number 1-800-803-9202, (512) 463-6599

\$540.00

CHLORINATOR MAINT.CO.,INC.

INVOICE

P. O. Box 1313
PASADENA, TEXAS 77501
phone (713) 472-1201
fax (713) 472-7717

DATE INVOICE #
1/23/2024 45389

BILL TO

Municipal Operations Co.
20141 Schiel Road
Accounts Payable
Cypress, Texas 77433

SHIP TO

Arcola WWTP
Amad 281-229-7246
1/22/24

P.O. NO.		TERMS	SHIP VIA	PLUS TAX	TAX EXEMPT	TAXES DIRECT
104029		Net 30	Our service		yes	
QTY	ITEM	DESCRIPTION			PRICE	AMOUNT
1	Eagle	Travel, parts and labor to help with adjusting flow rate on blue white pump. Install eagle controller			1,195.00	1,195.00
	Labor & milea	Eagle Controller			447.30	447.30
		PRORATED				
		Grand Total Labor and mileage \$1,642.30				
		Tax Exempt				
		Thanks for the Order				

It's been a pleasure working with you!

Total \$1,642.30

BMI - Biosolids Management
a division of K-3 Resources, LP
9458 FM 362 Road
Brookshire, TX 77423

(281) 375-5778

Invoice

DATE	INVOICE NO.
1/26/2024	247798

BILL TO
Municipal Operations & Consulting City of Arcola 20141 Schiel Road Cypress, TX 77433

SEND PAYMENT TO
K-3BMI 9458 FM 362 Brookshire, TX 77423

P.O. NO.	TERMS	PLANT
102926	Net 30	City Of Arcola

Date	Manifest	Description	QTY/HRS	Rate	Amount
1/15/2024	331366	Liquid Haul - Lime Stabilized	6,500	0.08	520.00
1/15/2024	331714	Liquid Haul - Lime Stabilized	6,500	0.08	520.00
1/15/2024	331787	Liquid Haul - Lime Stabilized	6,500	0.08	520.00
1/15/2024	331288	Liquid Haul - Lime Stabilized	6,500	0.08	520.00
1/17/2024	331289	Liquid Haul - Lime Stabilized	6,500	0.08	520.00
1/17/2024	331290	Liquid Haul - Lime Stabilized	6,500	0.08	520.00
1/17/2024	331609	Liquid Haul - Lime Stabilized	6,500	0.08	520.00
1/17/2024	331610	Liquid Haul - Lime Stabilized	6,500	0.08	520.00
1/17/2024	331611	Liquid Haul - Lime Stabilized	6,500	0.08	520.00
1/17/2024	331715	Liquid Haul - Lime Stabilized	6,500	0.08	520.00
1/17/2024	331716	Liquid Haul - Lime Stabilized	6,500	0.08	520.00
1/17/2024	331717	Liquid Haul - Lime Stabilized	6,500	0.08	520.00
		Fuel surcharge at 11.5%	6,240	0.115	717.60
		Emailed LGK 01/27/24			

Total	\$6,957.60
Payments/Credits	\$0.00
Balance Due	\$6,957.60



Hawkins, Inc.
2381 Rosegate
Roseville, MN 55113
Phone: (612) 331-6910

Original

INVOICE

Total Invoice	\$5,500.00
Invoice Number	6675469
Invoice Date	1/26/24
Sales Order Number/Type	4445413 SO
Branch Plant	88
Shipment Number	5274039

Sold To: 456659
ACCOUNTS PAYABLE
MUNICIPAL OPERATIONS & CONSULTING
INC
PO BOX 1689
Spring TX 77383-1700

Ship To: 457483
MOC CITY OF ARCOLA STP
5921 FM 521
ARCOLA TX 77583

Net Due Date	Terms	FOB Description	Ship Via	Customer P.O.#	P.O. Release	Sales Agent #
3/26/24	Net 60	PPD Origin	HAWKINS TEXAS FLEET	104068	832.585.3278 Jud	431

Line #	Item Number	Item Name/ Description	Tax	Qty Shipped	Trans UOM	Unit Price	Price UOM	Weight Net/Gross	Extended Price
1.000	41245	Azone 15 - EPA Reg. No. 7870-5	N	2,000.0000	GA	\$2.7500	GA	20,180.0 LB	\$5,500.00
		1 LB BLK (Mini-Bulk)		2000.0000	GA			20,180.0 GW	

***** Receive Your Invoice Via Email *****

Please contact our Accounts Receivable Department via email at Credit.Dept@HawkinsInc.com or call 612-331-6910 to get it setup on your account.

Page 1 of 1

Tax Rate	Sales Tax
0 %	\$0.00

Invoice Total **\$5,500.00**

No Discounts on Freight
IMPORTANT: All products are sold without warranty of any kind and purchasers will, by their own tests, determine suitability of such products for their own use. Seller warrants that all goods covered by this invoice were produced in compliance with the requirements of the Fair Labor Standards Act of 1938, as amended. Seller specifically disclaims and excludes any warranty of merchantability and any warranty of fitness for a particular purpose.
NO CLAIMS FOR LOSS, DAMAGE OR LEAKAGE ALLOWED AFTER DELIVERY IS MADE IN GOOD CONDITION.

CHECK REMITTANCE:
Hawkins, Inc.
P.O. Box 860263
Minneapolis, MN 55486-0263

WIRING CONTACT INFORMATION:
Email: Credit.Dept@Hawkinsinc.com
Phone Number: (612) 617-8581
Fax Number: (612) 225-6702

FINANCIAL INSTITUTION:
US Bank
800 Nicollet Mall
Minneapolis, MN 55402

Account Name: Hawkins, Inc.
Account #: 180120759469
ABA/Routing #: 091000022
Swift Code#: USBKUS44IMT
Type of Account: Corporate Checking

ACH PAYMENTS:
CTX (Corporate Trade Exchange) is our preferred method. Please remember to include in the addendum the document numbers pertaining to the payment.
For other than CTX, the remit to information may be emailed to Credit.Dept@Hawkinsinc.com

CASH IN ADVANCE/EFT PAYMENTS:
Please list the Hawkins, Inc. sales order number or your purchase order number if the invoice has not been processed yet.

This contractor and subcontractor shall abide by the requirements of 41 CFR §§60-1.4(a), 60-300.5(a) and 60-741.5(a). These regulations prohibit discrimination against qualified individuals based on their status as protected veterans or individuals with disabilities, and prohibit discrimination against all individuals based on their race, color, religion, sex, or national origin. Moreover, these regulations require that qualified contractors and subcontractors take affirmative action to employ and advance in employment individuals without regard to race, color, religion, sex, national origin, protected veteran status or disability.



BMI - Biosolids Management
a division of K-3 Resources, LP
9458 FM 362 Road
Brookshire, TX 77423

(281) 375-5778

Invoice

DATE	INVOICE NO.
1/27/2024	247831

BILL TO
Municipal Operations & Consulting 20141 Schiel Road Cypress, TX 77433

SEND PAYMENT TO
K-3 BMI 9458 FM 362 Rd Brookshire, TX 77423 JM

		P.O. NO.	TERMS	PLANT	
			Net 30	Arcola	
Date	Manifest	Description	QTY/HRS	Rate	Amount
1/9/2024	007287085	Disposal	100	0.428	42.80T
1/9/2024	007287086	Disposal	200	0.428	85.60T
1/9/2024	007287087	Disposal	200	0.428	85.60T
		Emailed LGK 01/27/24			0.00
			Total	\$214.00	
			Payments/Credits	\$0.00	
			Balance Due	\$214.00	



LJA ENVIRONMENTAL SERVICES, LLC

3600 W Sam Houston Pkwy S Phone 713.953.5200
Suite 600 www.ljaenv.com
Houston, TX 77042

February 07, 2024

Invoice No: 202400997

For services through 1/26/2024

Bill To:

Municipal Operations & Consulting, Inc.
Accounts Payable
* Invoice Submitted via Email Only *
20141 Schiel Rd
Cypress, TX 77433

Questions about the invoice? Please email Billing@lja.com
Questions about the payment? Please email AR@lja.com

Project No: EV3630-23315 City of Arcola SDWA Water Sampling
Project Manager: Ryan Gilbert

EMAIL invoice to: compliance@municipalops.com

Fixed Fee Phases	Contract Amount	Percent Complete	Billed To Date	Previous Billed	Current Billed
001-6M2 2023 Semi-Annual Lead & Copper Sampling	\$7,000.00	100.00	\$7,000.00	\$0.00	\$7,000.00
Subtotals	\$7,000.00		\$7,000.00	\$0.00	\$7,000.00
Total Fixed Fees					\$7,000.00


TOTAL AMOUNT DUE \$7,000.00

Mail checks payable to:

LJA Environmental Services, LLC
DEPT. 803 - 10
P.O. BOX 4346
Houston, TX 77210-4346

Send ACH or Wire payments to:

Account Name LJA Environmental Services, LLC
Name of Bank Amegy Bank
ABA Routing Number 113011258
Account Number 5794432400
Swift Code ZFNBUS55
Please email a remittance advice to AR@lja.com



North Water District Laboratory Services, Inc.
130 South Trade Center Parkway
Conroe, TX 77385

INVOICE

Date	Invoice No.
02/16/2024	2401170-Municipal Operations and Consulting

PO Number:
Terms: 30.00
Remit Due Date: 03/18/2024
Page: Page 1 of 3

Invoice To: Accounts Payable
Municipal Operations and Consulting
27316 Spectrum Way
Oak Ridge, TX 77385

Samples Received from: 01/01/2024 through 01/30/2024

Project: City of Arcola - Non Potable - Raw Composites, City of Arcola - Non Potable - Raw Spl PU T-TH-SAT, City of Arcola - Non Potable - Bi Monthly 1, City of Arcola - Non Potable - Weekly Kit Delivery, City of Arcola - Outfall 001 3 Part Grab Comp 1, City of Arcola - Outfall 001 3 Part Grab Comp 2, City of Arcola - Permit Renewal, City of Arcola - Non Potable - Weekly - Fri, City of Arcola - Non Potable - Bi Monthly 2, City of Arcola - Permit Renewal - Recollect, City of Arcola - Fees

Client Manager: John Montgomery

Bill Code: City of Arcola - Non Potable

Project Number: 387, [none]

Work Order(s): 24A0450, 24A0451, 24A0452, 24A0453, 24A0454, 24A0455, 24A0456, 24A0457, 24A0458, 24A0459, 24A0460, 24A0461, 24A0462, 24A1156, 24A2012, 24A2013, 24A2512, 24A3127, 24A3128, 24A3129, 24A3399, 24A3400, 24A3401, 24A3520, 24A3725, 24A4227, 24A4228, 24A4229, 24A4445, 24A4446, 24A4447, 24A4630, 24A4949, 24A5412, 24A5624, 24A5625, 24A5626, 24A6117, 24A6713

Analysis/Description	Matrix	Qty	Unit Cost	Extended Cost
Alkalinity-2320	Aqueous	1	\$30.00	\$30.00
CBOD-5210	Aqueous	4	\$26.00	\$104.00
CN AMEN-4500	Aqueous	1	\$60.00	\$60.00
CN T-4500	Aqueous	1	\$60.00	\$60.00
Composite Lab	Aqueous	78	\$0.00	\$0.00
Composite VOA	Aqueous	3	\$2.00	\$6.00
Conductivity-2510	Aqueous	1	\$25.00	\$25.00
Cr III ICPMS	Aqueous	1	\$0.00	\$0.00
Cr III ICPMS	Aqueous	1	\$70.00	\$70.00
Cr VI-D 3500	Aqueous	1	\$35.00	\$35.00
DMR Flows	Aqueous	4	\$0.00	\$0.00
DO Field	Aqueous	4	\$10.00	\$40.00
ENT-ASTMD6503	Aqueous	1	\$55.00	\$55.00
Flow MGD Field	Aqueous	1	\$10.00	\$10.00
HERB-6640	Aqueous	1	\$225.00	\$225.00
Kit Delivery	Aqueous	4	\$0.00	\$0.00
LL Hg-1631	Aqueous	6	\$100.00	\$600.00
LPR Anions	Aqueous	1	\$0.00	\$0.00

Remit To: Accounts Receivable
North Water District Laboratory Services, Inc.
130 South Trade Center Parkway
Conroe, TX 77385
Tel: 936 321 6060

Thank you for being our customer! Don't forget, NWDLS is accredited to do bio-monitoring.



North Water District Laboratory Services, Inc.
130 South Trade Center Parkway
Conroe, TX 77385

INVOICE

Date	Invoice No.
02/16/2024	2401170-Municipal Operations and Consulting

PO Number:
Terms: 30.00
Remit Due Date: 03/18/2024
Page: Page 2 of 3

Invoice To: Accounts Payable
Municipal Operations and Consulting
27316 Spectrum Way
Oak Ridge, TX 77385

Samples Received from: 01/01/2024 through 01/30/2024

Project: City of Arcola - Non Potable - Raw Composites, City of Arcola - Non Potable - Raw Spl PU T-TH-SAT, City of Arcola - Non Potable - Bi Monthly 1, City of Arcola - Non Potable - Weekly Kit Delivery, City of Arcola - Outfall 001 3 Part Grab Comp 1, City of Arcola - Outfall 001 3 Part Grab Comp 2, City of Arcola - Permit Renewal, City of Arcola - Non Potable - Weekly - Fri, City of Arcola - Non Potable - Bi Monthly 2, City of Arcola - Permit Renewal - Recollect, City of Arcola - Fees

Analysis/Description	Matrix	Qty	Unit Cost	Extended Cost
LPR Anions	Aqueous	1	\$100.00	\$100.00
LPR Metals	Aqueous	1	\$350.00	\$350.00
LPR Metals	Aqueous	1	\$0.00	\$0.00
MLSS-2540	Aqueous	2	\$25.00	\$50.00
NELAP Admin Fee	Aqueous	1	\$20.00	\$20.00
netDMR EDD Upload and Final Report	Aqueous	1	\$25.00	\$25.00
NH3-N SEAL-350.1	Aqueous	4	\$25.00	\$100.00
Nonylphenol-D7065	Aqueous	1	\$275.00	\$275.00
O&G-1664	Aqueous	1	\$55.00	\$55.00
OCP-608	Aqueous	1	\$200.00	\$200.00
OPP-1657	Aqueous	1	\$275.00	\$275.00
pH Field	Aqueous	4	\$10.00	\$40.00
Pick Up	Aqueous	10	\$30.00	\$300.00
RBOD-5210	Aqueous	26	\$26.00	\$676.00
RNH3-N SEAL-350.1	Aqueous	26	\$25.00	\$650.00
RTSS-2540	Aqueous	26	\$25.00	\$650.00
Sub_CBURP-632	Aqueous	1	\$275.00	\$275.00
Sub_PCB-608.3	Aqueous	1	\$200.00	\$200.00
SVOA-625	Aqueous	1	\$250.00	\$250.00
TC EC-9223	Aqueous	2	\$55.00	\$110.00
TDS-160.1	Aqueous	3	\$25.00	\$75.00
TDS-2540	Aqueous	1	\$25.00	\$25.00
TKN T-4500 C	Aqueous	1	\$30.00	\$30.00
Total Chlorine Residual WW Field	Aqueous	1	\$10.00	\$10.00



North Water District Laboratory Services, Inc.
130 South Trade Center Parkway
Conroe, TX 77385

INVOICE

Date	Invoice No.
02/16/2024	2401170-Municipal Operations and Consulting

PO Number:
Terms: 30.00
Remit Due Date: 03/18/2024
Page: Page 3 of 3

Invoice To: Accounts Payable
Municipal Operations and Consulting
27316 Spectrum Way
Oak Ridge, TX 77385

Samples Received from: 01/01/2024 through 01/30/2024

Project: City of Arcola - Non Potable - Raw Composites, City of Arcola - Non Potable - Raw Spl PU T-TH-SAT, City of Arcola - Non Potable - Bi Monthly 1, City of Arcola - Non Potable - Weekly Kit Delivery, City of Arcola - Outfall 001 3 Part Grab Comp 1, City of Arcola - Outfall 001 3 Part Grab Comp 2, City of Arcola - Permit Renewal, City of Arcola - Non Potable - Weekly - Fri, City of Arcola - Non Potable - Bi Monthly 2, City of Arcola - Permit Renewal - Recollect, City of Arcola - Fees

Analysis/Description	Matrix	Qty	Unit Cost	Extended Cost
Total Phosphorus-365.1-SEAL	Aqueous	1	\$30.00	\$30.00
TSS-2540	Aqueous	4	\$25.00	\$100.00
VOA-624	Aqueous	1	\$200.00	\$200.00
VSS-160.4	Aqueous	2	\$25.00	\$50.00
Weekday Collection	Aqueous	1	\$0.00	\$0.00
Weekday Collection	Aqueous	2	\$30.00	\$60.00

Invoice Total: \$6,501.00

Thank you for being our customer! Don't forget, NWDLS is accredited to do bio-monitoring.

RECEIVED

By Shelby Auberry at 8:44 am, 3/6/24

BMI - Biosolids Management
a division of K-3 Resources, LP
9458 FM 362 Road
Brookshire, TX 77423

(281) 375-5778

Invoice

DATE	INVOICE NO.
3/4/2024	248783

BILL TO
Municipal Operations & Consulting City of Arcola 20141 Schiel Road Cypress, TX 77433

SEND PAYMENT TO
K-3BMI 9458 FM 362 Brookshire, TX 77423

		P.O. NO.	TERMS	PLANT	
		104857	Net 30	City Of Arcola	
Date	Manifest	Description	QTY/HRS	Rate	Amount
2/12/2024	332892	Liquid Haul - Lime Stabilized	6,500	0.08	520.00
2/12/2024	332893	Liquid Haul - Lime Stabilized	6,500	0.08	520.00
2/12/2024	332894	Liquid Haul - Lime Stabilized	6,500	0.08	520.00
2/12/2024	332895	Liquid Haul - Lime Stabilized	6,500	0.08	520.00
2/12/2024	334882	Liquid Haul - Lime Stabilized	6,500	0.08	520.00
2/12/2024	334883	Liquid Haul - Lime Stabilized	6,500	0.08	520.00
2/12/2024	334884	Liquid Haul - Lime Stabilized	6,500	0.08	520.00
2/12/2024	334885	Liquid Haul - Lime Stabilized	6,500	0.08	520.00
2/12/2024	335011	Liquid Haul - Lime Stabilized	6,500	0.08	520.00
2/12/2024	335012	Liquid Haul - Lime Stabilized	6,500	0.08	520.00
2/12/2024	335013	Liquid Haul - Lime Stabilized	6,500	0.08	520.00
2/12/2024	335014	Liquid Haul - Lime Stabilized	6,500	0.08	520.00
		Fuel surcharge at 13%	6,240	0.13	811.20
		Emailed LGK 03/5/24			
			Total	\$7,051.20	
			Payments/Credits	\$0.00	
			Balance Due	\$7,051.20	

Original



Hawkins, Inc.
2381 Rosegate
Roseville, MN 55113
Phone: (612) 331-6910

INVOICE

Total Invoice	\$4,601.00
Invoice Number	6711897
Invoice Date	3/15/24
Sales Order Number/Type	4479542 SO
Branch Plant	88
Shipment Number	5319147

Sold To: 456659
ACCOUNTS PAYABLE
MUNICIPAL OPERATIONS & CONSULTING
INC
PO BOX 1689
Spring TX 77383-1700

Ship To: 457483
MOC CITY OF ARCOLA STP
5921 FM 521
ARCOLA TX 77583

Net Due Date	Terms	FOB Description	Ship Via	Customer P.O.#	P.O. Release	Sales Agent #
5/14/24	Net 60	PPD Origin	HAWKINS TEXAS FLEET	2126851	832.585.3278	431

Line #	Item Number	Item Name/ Description	Tax	Qty Shipped	Trans UOM	Unit Price	Price UOM	Weight Net/Gross	Extended Price
1.000	41245	Azone 15 - EPA Reg. No. 7870-5	N	2,000.0000	GA	\$2.3005	GA	20,180.0 LB	\$4,601.00
		1 LB BLK (Mini-Bulk)		2000.0000	GA			20,180.0 GW	

***** Receive Your Invoice Via Email *****

Please contact our Accounts Receivable Department via email at Credit.Dept@HawkinsInc.com or call 612-331-6910 to get it setup on your account.

Page 1 of 1	Tax Rate	Sales Tax	Invoice Total
	0 %	\$0.00	\$4,601.00

No Discounts on Freight
IMPORTANT: All products are sold without warranty of any kind and purchasers will, by their own tests, determine suitability of such products for their own use. Seller warrants that all goods covered by this invoice were produced in compliance with the requirements of the Fair Labor Standards Act of 1938, as amended. Seller specifically disclaims and excludes any warranty of merchantability and any warranty of fitness for a particular purpose.
NO CLAIMS FOR LOSS, DAMAGE OR LEAKAGE ALLOWED AFTER DELIVERY IS MADE IN GOOD CONDITION.

CHECK REMITTANCE:
Hawkins, Inc.
P.O. Box 860263
Minneapolis, MN 55486-0263

WIRING CONTACT INFORMATION:
Email: Credit.Dept@Hawkinsinc.com
Phone Number: (612) 617-8581
Fax Number: (612) 225-6702

FINANCIAL INSTITUTION:
US Bank
800 Nicollet Mall
Minneapolis, MN 55402

Account Name: Hawkins, Inc.
Account #: 180120759469
ABA/Routing #: 091000022
Swift Code#: USBKUS44IMT
Type of Account: Corporate Checking

ACH PAYMENTS:
CTX (Corporate Trade Exchange) is our preferred method. Please remember to include in the addendum the document numbers pertaining to the payment.
For other than CTX, the remit to information may be emailed to Credit.Dept@Hawkinsinc.com

CASH IN ADVANCE/EFT PAYMENTS:
Please list the Hawkins, Inc. sales order number or your purchase order number if the invoice has not been processed yet.

CHLORINATOR MAINT.CO.,INC.

INVOICE

P. O. Box 1313
PASADENA, TEXAS 77501
phone (713) 472-1201
fax (713) 472-7717

DATE INVOICE #
3/18/2024 45663

BILL TO

Municipal Operations Co.
20141 Schiel Road
Accounts Payable
Cypress, Texas 77433

SHIP TO

Arcola WWTP
3-15-24
Amahd 281-229-2246
3/15/24

P.O. NO.	TERMS	SHIP VIA	PLUS TAX	TAX EXEMPT	TAXES DIRECT
107630	Net 30	Our service		yes	
QTY	ITEM	DESCRIPTION	PRICE	AMOUNT	
		Travel, parts and labor to service pumps won't run has power			
1	pump tubes	Pump tubes for Blue White Pump A2-SNGG	70.00	70.00	
	Labor & milea	PRORATED	448.00	448.00	
		Grand Total \$518.00			
		Tax Exempt			
		Thanks for the Order			

It's been a pleasure working with you!

Total \$518.00



North Water District Laboratory Services, Inc.
130 South Trade Center Parkway
Conroe, TX 77385

Invoice To:

Accounts Payable
Municipal Operations and Consulting
27316 Spectrum Way
Oak Ridge, TX 77385

Samples Received from: 02/01/2024 through 02/29/2024

Project:

City of Arcola - Non Potable - Raw Composites, City of Arcola - Non Potable - Raw Spl PU T-TH-SAT, City of Arcola - Non Potable - Bi Monthly 1, City of Arcola - Non Potable - Weekly Kit Delivery, City of Arcola - Non Potable - Weekly - Fri, City of Arcola - Non Potable - Bi Monthly 2, City of Arcola - Fees

Client Manager:

John Montgomery

Bill Code:

City of Arcola - Non Potable

Project Number:

387

Work Order(s):

24A0463, 24B0003, 24B0520, 24B0521, 24B0522, 24B0523, 24B0524, 24B0525, 24B0526, 24B0527, 24B0528, 24B0529, 24B0530, 24B1185, 24B1319, 24B1320, 24B1596, 24B1975, 24B2548, 24B2742, 24B2743, 24B2912, 24B3148, 24B3696, 24B3822, 24B3823, 24B4026, 24B4344, 24B4832, 24B5047, 24B5048, 24B5176, 24B5412, 24B5989, 24B6278

Analysis/Description	Matrix	Qty	Unit Cost	Extended Cost
----------------------	--------	-----	-----------	---------------

CBOD-5210	Aqueous	4	\$26.00	\$104.00
Composite Lab	Aqueous	78	\$0.00	\$0.00
DMR Flows	Aqueous	4	\$0.00	\$0.00
DO Field	Aqueous	4	\$10.00	\$40.00
Kit Delivery	Aqueous	4	\$0.00	\$0.00
MLSS-2540	Aqueous	2	\$25.00	\$50.00
NELAP Admin Fee	Aqueous	1	\$20.00	\$20.00
netDMR EDD Upload and Final Report	Aqueous	1	\$25.00	\$25.00
NH3-N SEAL-350.1	Aqueous	4	\$25.00	\$100.00
pH Field	Aqueous	4	\$10.00	\$40.00
Pick Up	Aqueous	9	\$30.00	\$270.00
Pick Up	Aqueous	4	\$0.00	\$0.00
RBOD-5210	Aqueous	26	\$26.00	\$676.00
RNH3-N SEAL-350.1	Aqueous	26	\$25.00	\$650.00
RTSS-2540	Aqueous	26	\$25.00	\$650.00
TC EC-9223	Aqueous	2	\$55.00	\$110.00
TDS-160.1	Aqueous	4	\$25.00	\$100.00
TSS-2540	Aqueous	4	\$25.00	\$100.00
VSS-160.4	Aqueous	2	\$25.00	\$50.00
Weekday Collection	Aqueous	4	\$30.00	\$120.00

Remit To:

Accounts Receivable
North Water District Laboratory Services, Inc.
130 South Trade Center Parkway
Conroe, TX 77385
Tel: 936 321 6060

INVOICE

Date	Invoice No.
03/20/2024	2401879-Municipal Operations and Consulting

PO Number:

Consulting

Terms:

30.00

Remit Due Date:

04/19/2024

Page:

Page 1 of 2



North Water District Laboratory Services, Inc.
130 South Trade Center Parkway
Conroe, TX 77385

Invoice To:

Accounts Payable
Municipal Operations and Consulting
27316 Spectrum Way
Oak Ridge, TX 77385

Samples Received from: 02/01/2024 through 02/29/2024

Project:

City of Arcola - Non Potable - Raw Composites, City of Arcola - Non Potable - Raw Spl PU T-T-H-SAT, City of
Arcola - Non Potable - Bi Monthly 1, City of Arcola - Non Potable - Weekly Kit Delivery, City of Arcola - Non
Potable - Weekly - Fri, City of Arcola - Non Potable - Bi Monthly 2, City of Arcola - Fees

Analysis/Description	Matrix	Qty	Unit Cost	Extended Cost
----------------------	--------	-----	-----------	---------------

Invoice Total: \$3,105.00
Thank you for being our customer! Don't forget, NWDL is accredited to do bio-monitoring.

INVOICE

Date	Invoice No.
03/20/2024	2401879-Municipal Operations and Consulting

PO Number:

Consulting

Terms:

30.00

Remit Due Date:

04/19/2024

Page:

Page 2 of 2

BMI - Biosolids Management
a division of K-3 Resources, LP
9458 FM 362 Road
Brookshire, TX 77423

(281) 375-5778

Invoice

DATE	INVOICE NO.
4/3/2024	249617

BILL TO
Municipal Operations & Consulting City of Arcola 20141 Schiel Road Cypress, TX 77433

SEND PAYMENT TO
K-3BMI 9458 FM 362 Brookshire, TX 77423

P.O. NO.	TERMS	PLANT
107188	Net 30	City Of Arcola

Date	Manifest	Description	QTY/HRS	Rate	Amount
3/16/2024	334993	Liquid Haul - Lime Stabilized	6,500	0.08	520.00
3/16/2024	334994	Liquid Haul - Lime Stabilized	6,500	0.08	520.00
3/16/2024	334995	Liquid Haul - Lime Stabilized	6,500	0.08	520.00
3/16/2024	334996	Liquid Haul - Lime Stabilized	6,500	0.08	520.00
3/16/2024	335499	Liquid Haul - Lime Stabilized	6,500	0.08	520.00
3/16/2024	335500	Liquid Haul - Lime Stabilized	6,500	0.08	520.00
3/16/2024	336085	Liquid Haul - Lime Stabilized	6,500	0.08	520.00
3/16/2024	336086	Liquid Haul - Lime Stabilized	6,500	0.08	520.00
3/16/2024	336800	Liquid Haul - Lime Stabilized	6,500	0.08	520.00
3/16/2024	336801	Liquid Haul - Lime Stabilized	6,500	0.08	520.00
3/16/2024	336802	Liquid Haul - Lime Stabilized	6,500	0.08	520.00
3/16/2024	336866	Liquid Haul - Lime Stabilized	6,500	0.08	520.00
		Fuel surcharge at 11.5%	6,240	0.115	717.60
		Emailed LGK 04/04/24			

Total	\$6,957.60
Payments/Credits	\$0.00
Balance Due	\$6,957.60

RECEIVED

By Shelby Auberry at 8:40 am, 4/29/24

CHLORINATOR MAINT.CO.,INC.

INVOICE

P. O. Box 1313
 PASADENA, TEXAS 77501
 phone (713) 472-1201
 fax (713) 472-7717

DATE INVOICE #
 4/16/2024 45816

BILL TO

Municipal Operations Co.
 20141 Schiel Road
 Accounts Payable
 Cypress, Texas 77433

SHIP TO

Arcola STP
 Sam 281-935-8257
 4/16/24

P.O. NO.	TERMS	SHIP VIA	PLUS TAX	TAX EXEMPT	TAXES DIRECT
109563	Net 30	Our service		yes	
QTY	ITEM	DESCRIPTION	PRICE	AMOUNT	
		Travel, parts and labor to replace broken down tubing and ball valve off of tank			
6	TU-150	Tubing fittings 16.75 less 20%	13.40	80.40	
25	3/8 OD TUB	TUBING	0.89	22.25	
		Total Parts \$102.65			
	Labor & milea	PRORATED	435.30	435.30	
		Total Parts, labor and mileage \$537.95			
		Tax Exempt			
		Thanks for the Order			

It's been a pleasure working with you!

Total

\$537.95



North Water District Laboratory Services, Inc.
130 South Trade Center Parkway
Conroe, TX 77385

Invoice To:

Accounts Payable
Municipal Operations and Consulting
27316 Spectrum Way
Oak Ridge, TX 77385

Samples Received from: 03/01/2024 through 03/29/2024

Project:

City of Arcola - Non Potable - Raw Composites, City of Arcola - Bi Monthly 1, City of Arcola - Non Potable - Weekly Kit Delivery, City of Arcola - Raw Spl PU T-TH-SAT, City of Arcola - Non Potable - City of Arcola - Fri, City of Arcola - Non Potable - Bi Monthly 2, City of Arcola - Fees

Client Manager:

John Taylor
City of Arcola - Non Potable

Project Number:

387

Work Order(s):

24C0002, 24C0495, 24C0496, 24C0497, 24C0498, 24C0499, 24C0500, 24C0501, 24C0502, 24C0503, 24C0504, 24C0505, 24C0506, 24C1076, 24C1077, 24C1105, 24C1521, 24C2223, 24C2416, 24C2417, 24C2599, 24C3543, 24C3668, 24C3669, 24C3806, 24C4107, 24C4536, 24C4668, 24C4669, 24C4936, 24C5177, 24C5657, 24C5835, 24C5836, 24C6217

Analysis/Description	Matrix	Qty	Unit Cost	Extended Cost
----------------------	--------	-----	-----------	---------------

CBOD-5210	Aqueous	5	\$26.00	\$130.00
Composite Lab	Aqueous	78	\$0.00	\$0.00
DMR Flows	Aqueous	5	\$0.00	\$0.00
DO Field	Aqueous	5	\$10.00	\$50.00
Kit Delivery	Aqueous	5	\$0.00	\$0.00
MLSS-2540	Aqueous	2	\$25.00	\$50.00
NELAP Admin Fee	Aqueous	1	\$20.00	\$20.00
netDMR EDD Upload and Final Report	Aqueous	1	\$25.00	\$25.00
NH3-N SEAL-350.1	Aqueous	5	\$25.00	\$125.00
pH Field	Aqueous	5	\$10.00	\$50.00
Pick Up	Aqueous	9	\$30.00	\$270.00
Pick Up	Aqueous	3	\$0.00	\$0.00
RBOD-5210	Aqueous	26	\$26.00	\$676.00
RNH3-N SEAL-350.1	Aqueous	26	\$25.00	\$650.00
RTSS-2540	Aqueous	26	\$25.00	\$650.00
TC EC-9223	Aqueous	2	\$55.00	\$110.00
TDS-160.1	Aqueous	5	\$25.00	\$125.00
TSS-2540	Aqueous	5	\$25.00	\$125.00
VSS-160.4	Aqueous	2	\$25.00	\$50.00
Weekday Collection	Aqueous	5	\$30.00	\$150.00

Date	Invoice No.
04/16/2024	2402230-Municipal Operations and Consulting

INVOICE

PO Number:

Consulting

Terms:

30.00

Remit Due Date:

05/16/2024

Page:

Page 1 of 2

Accounts Receivable
North Water District Laboratory Services, Inc.
130 South Trade Center Parkway
Conroe, TX 77385
Tel: 936 321 6060

Remit To:

Thank you for being our customer! Don't forget, NWDLs is accredited to do bio-monitoring.
Inv_Default_NWDLs Revision 1.4 Effective 4/11/2023



North Water District Laboratory Services, Inc.
130 South Trade Center Parkway
Conroe, TX 77385



Invoice To:
Accounts Payable
Municipal Operations and Consulting
27316 Spectrum Way
Oak Ridge, TX 77385

Project:
City of Arcola - Non Potable - Raw Composites, City of Arcola - Non Potable - Bi Monthly 1, City of Arcola - Non Potable - Weekly Kit Delivery, City of Arcola - Non Potable - Raw Spl PU T-T-H-SAT, City of Arcola - Non Potable - Weekly - Fri, City of Arcola - Non Potable - Bi Monthly 2, City of Arcola - Fees
Samples Received from: 03/01/2024 through 03/29/2024

Analysis/Description	Matrix	Qty	Unit Cost	Extended Cost
----------------------	--------	-----	-----------	---------------

Invoice Total: \$3,256.00
Thank you for being our customer! Don't forget, NWDLs is accredited to do bio-monitoring.

Date	Invoice No.
04/16/2024	2402230-Municipal Operations and Consulting

PO Number:
30.00
Terms:
05/16/2024
Page 2 of 2

Remit Due Date:

Page:

INVOICE



Date	05/02/24
Invoice No.	31738
P.O.	109934
Location	LS #8

Arcola
C/O Municipal Operations & Con
20141 Schiel Rd
Cypress, TX 77433

Regulated by the Texas Department of Licensing and Regulation
P.O. Box 12157
Austin, TX 78711
Phone Number 1-800-803-9202, (512) 463-6599

Page 89

RECEIVED

By Shelby Auberry at 8:09 am, 5/6/24

CHLORINATOR MAINT.CO.,INC.

INVOICE

P. O. Box 1313
PASADENA, TEXAS 77501
phone (713) 472-1201
fax (713) 472-7717

DATE INVOICE #
5/6/2024 45922

BILL TO

Municipal Operations Co.
20141 Schiel Road
Accounts Payable
Cypress, Texas 77433

SHIP TO

Arcola STP
Ryan 832-470-4006
5/3/24

P.O. NO.	TERMS	SHIP VIA	PLUS TAX	TAX EXEMPT	TAXES DIRECT
11431	Net 30	Our service		yes	
QTY	ITEM	DESCRIPTION	PRICE	AMOUNT	
		Travel, parts and labor to service bleach system is not feeding where it connects, not dripping down into contact basin			
		The ball valve for the bleach supply was valved out.			
	Labor & milea	PRORATED	442.10		442.10
		Grand Total \$442.10			
		Tax Exempt			
		Thanks for the Order			

It's been a pleasure working with you!

Total \$442.10

Original



Hawkins, Inc.
2381 Rosegate
Roseville, MN 55113
Phone: (612) 331-6910

INVOICE

Total Invoice	\$4,601.00
Invoice Number	6751033
Invoice Date	5/8/24
Sales Order Number/Type	4516964 SO
Branch Plant	88
Shipment Number	5369964

Sold To: 456659
ACCOUNTS PAYABLE
MUNICIPAL OPERATIONS & CONSULTING
INC
PO BOX 1689
Spring TX 77383-1700

Ship To: 457483
MOC CITY OF ARCOLA STP
5921 FM 521
ARCOLA TX 77583

Net Due Date	Terms	FOB Description	Ship Via	Customer P.O.#	P.O. Release	Sales Agent #
7/7/24	Net 60	PPD Origin	HAWKINS TEXAS FLEET	110875	832.585.3278	434

Line #	Item Number	Item Name/ Description	Tax	Qty Shipped	Trans UOM	Unit Price	Price UOM	Weight Net/Gross	Extended Price
1.000	41245	Azone 15 - EPA Reg. No. 7870-5	N	2,000.0000	GA	\$2.3005	GA	20,180.0 LB	\$4,601.00
		1 LB BLK (Mini-Bulk)		2000.0000	GA			20,180.0 GW	

***** Receive Your Invoice Via Email *****

Please contact our Accounts Receivable Department via email at Credit.Dept@HawkinsInc.com or call 612-331-6910 to get it setup on your account.

Page 1 of 1

Tax Rate	Sales Tax
0 %	\$0.00

Invoice Total **\$4,601.00**

No Discounts on Freight
IMPORTANT: All products are sold without warranty of any kind and purchasers will, by their own tests, determine suitability of such products for their own use. Seller warrants that all goods covered by this invoice were produced in compliance with the requirements of the Fair Labor Standards Act of 1938, as amended. Seller specifically disclaims and excludes any warranty of merchantability and any warranty of fitness for a particular purpose.
NO CLAIMS FOR LOSS, DAMAGE OR LEAKAGE ALLOWED AFTER DELIVERY IS MADE IN GOOD CONDITION.

CHECK REMITTANCE:
Hawkins, Inc.
P.O. Box 860263
Minneapolis, MN 55486-0263

WIRING CONTACT INFORMATION:
Email: Credit.Dept@Hawkinsinc.com

Phone Number: (612) 617-8581
Fax Number: (612) 225-6702

FINANCIAL INSTITUTION:
US Bank
800 Nicollet Mall
Minneapolis, MN 55402

Account Name: Hawkins, Inc.
Account #: 180120759469
ABA/Routing #: 091000022
Swift Code#: USBKUS44IMT
Type of Account: Corporate Checking

ACH PAYMENTS:
CTX (Corporate Trade Exchange) is our preferred method. Please remember to include in the addendum the document numbers pertaining to the payment.
For other than CTX, the remit to information may be emailed to Credit.Dept@Hawkinsinc.com

CASH IN ADVANCE/EFT PAYMENTS:
Please list the Hawkins, Inc. sales order number or your purchase order number if the invoice has not been processed yet.



STP SERVICES
10029 Market Street
Houston, TX 77029
713-8825278
stp**services**@aol.com

Invoice

Date	05/29/24
Invoice No.	31828
P.O.	111133
Location	LS #8

BILL TO

Arcola
C/O Municipal Operations & Con
20141 Schiel Rd
Cypress, TX 77433

Description	Quantity	Price	Amount
Job done 5/12/24			
Installed 8 channel sensaphone autodialer at LS including rewiring contacts, surge arrestor and phone circuit, twst		3,800.00	3,800.00

Regulated by the Texas Department of Licensing and Regulation
P.O. Box 12157
Austin, TX 78711
Phone Number 1-800-803-9202, (512) 463-6599

Total	\$3,800.00
-------	------------



WATER UTILITY SERVICES INC

PO Box 2628
Spring, TX 77383 US
+1 2812900704
acct@waterutilityservice.com

INVOICE

BILL TO

City of Arcola
c/o MOC
PO Box 1689
Spring, TX 77383

INVOICE # 89721
DATE 05/30/2024
DUE DATE 06/29/2024
TERMS Net 30

COLLECTION MONTH
May 2024

DESCRIPTION	QTY	AMOUNT
Bacteriological Sampling and Analysis	3	115.00

BALANCE DUE **\$115.00**



WATER UTILITY SERVICES INC
PO Box 2628
Spring, TX 77383 US
+1 2812900704
acct@waterutilityservice.com

INVOICE

BILL TO
City of Arcola
c/o MOC
PO Box 1689
Spring, TX 77383

INVOICE # 90044
DATE 05/30/2024
DUE DATE 06/29/2024
TERMS Net 30

P.O. NUMBER
112013

DATE	DESCRIPTION	QTY	AMOUNT
05/08/2024	Special Bacteriological Sampling and Analysis Rush	2	200.00
05/14/2024	Special Bacteriological Sampling and Analysis Rush	2	200.00
05/22/2024	Special Bacteriological Sampling and Analysis Rush	2	200.00
05/29/2024	Special Bacteriological Sampling and Analysis Rush	2	200.00

5050 Natchez
4918 Edgewood Dr

BALANCE DUE **\$800.00**

RECEIVED

REMIT TO	PVS DX, INC PO BOX 674938 DALLAS, TX 75267-4938					<h1>Rental Invoice</h1>					IMPORTANT - INVOICE NUMBER MUST APPEAR ON YOUR REMITTANCE				
											Invoice No. DE05004146-24				
Customer No. 05014300		Salesperson Bakk, Janel		P.O. No.		PAYMENT DUE ON RECEIPT					Date 5/31/2024				
B I L L T O	CITY OF ARCOLA-WP MUNICIPAL OPERATIONS & CONSULTING, INC. 20141 SCHIEL RD CYPRESS, TX 77433					Direct Inquiries to: PVS DX, INC 1919 JACINTO PORT BLVD. HOUSTON, TX 77015 281-457-4848									
PRODUCT #		TYPE		BALANCES										CHARGE	
				PURCHASE ORDER	PREVIOUS BALANCE	CURRENT SHIPMENTS	CURRENT RETURNED	ENDING BALANCE	LESS SHIPMENTS	LESS CREDITS	DEMURRAGE QTY	RATE			
138004		CHLORINE, 150# CYL		6	0	0	0	6	0	0	6	7.5000	45.00		
												TAX			
Where allowable by law, credit card payments will be subject to 3.00% surcharge resulting in a new invoice total												PLEASE PAY THIS AMOUNT PLEASE INCLUDE INVOICE NUMBER ON CHECK		\$45.00	
IMPORTANT NOTICE: THE CYLINDERS AND FITTINGS COVERED BY THIS INVOICE ARE LOANED BY THE VENDOR TO THE VENDEE, NOT SOLD, AND ARE TO BE RETURNED TO THE VENDOR IN GOOD REPAIR. OTHERWISE VENDOR SHALL BE PAID ON DEMAND THE VALUE OF ANY CYLINDER OR FITTING LOST, DESTROYED OR DAMAGED THROUGH ANY CAUSE WHATSOEVER. PLEASE CHECK YOUR CYLINDER BALANCES SHOWN ABOVE TO SEE IF YOUR RECORDS AGREE WITH OURS. IF WE DO NOT HEAR FROM YOU WITHIN 10 DAYS WE ASSUME WE ARE CORRECT.															

RECEIVED

By Shelby Auberry at 2:21 pm, 6/7/24

BMI - Biosolids Management
a division of K-3 Resources, LP
9458 FM 362 Road
Brookshire, TX 77423

(281) 375-5778

Invoice

DATE	INVOICE NO.
6/7/2024	251425

BILL TO
Municipal Operations & Consulting City of Arcola 20141 Schiel Road Cypress, TX 77433

SEND PAYMENT TO
K-3BMI 9458 FM 362 Brookshire, TX 77423

		P.O. NO.	TERMS	PLANT		
		112625	Net 30	ARCOLA		
Date	Manifest	Description	QTY/HRS	Rate	Amount	
5/13/2024	339493	TRANSFER LOADS TO PLANT FOR MAIN BREAK AND CLEAN LIFT STATION				
		Laborer with GapVax	6.25	85.00	531.25	
		Hourly charge for the Gap Vax super vacuum truck *	6.25	300.00	1,875.00	
		Disposal of cleanout material processed through the GapVax truck *	2,000	0.425	850.00	
	341205	Washout		250.00	250.00	
		Hourly charge for vacuum truck-Emergency/Weekend/Holiday	11.5	225.00	2,587.50	
		340120	Hourly charge for vacuum truck-Emergency/Weekend/Holiday	6.5	225.00	1,462.50
			Fuel surcharge at 11.5%	6,775	0.115	779.13
Emailed LGK 06/07/24						
			Total	\$8,335.38		
			Payments/Credits	\$0.00		
			Balance Due	\$8,335.38		



Date	Invoice #
6/7/2024	15949

Bill To
Municipal Operations & Consulting Inc. 20141 Schiel Rd. Cypress, TX 77433

	Terms
--	-------

P.O. #	W.O. #
113398	

Item	Description	Quantity	Rate	Amount
Vactor Hourly Disposal	City of Arcola 13218 Hwy 6			
	Vacuum down manhole	4	325.00	1,300.00
	Vactor Hours with crew Disposal Gallons	500	0.60	300.00

[illegible]

Total	\$1,600.00
--------------	------------



North Water District Laboratory Services, Inc.
130 South Trade Center Parkway
Conroe, TX 77385

INVOICE

Date	Invoice No.
06/07/2024	2403685-Municipal Operations and Consulting

PO Number:
Terms: 30.00
Remit Due Date: 07/08/2024
Page: Page 1 of 2

Invoice To: Accounts Payable
Municipal Operations and Consulting
27316 Spectrum Way
Oak Ridge, TX 77385

Samples Received from: 05/02/2024 through 05/31/2024

Project: City of Arcola - Non Potable - Raw Composites, City of Arcola - Non Potable - Raw Spl PU T-TH-SAT, City of Arcola - Non Potable - Bi Monthly 1, City of Arcola - Non Potable - Weekly Kit Delivery, City of Arcola - Non Potable - Weekly - Fri, City of Arcola - NP - Permit Renewal Retest, City of Arcola - Non Potable - Bi Monthly 2, City of Arcola - Fees
Client Manager: John Taylor
Bill Code: City of Arcola - Non Potable
Project Number: 387
Work Order(s): 24E0003, 24E0004, 24E0608, 24E0609, 24E0610, 24E0611, 24E0612, 24E0613, 24E0614, 24E0615, 24E0616, 24E0617, 24E0618, 24E0619, 24E1548, 24E1740, 24E1741, 24E1953, 24E2305, 24E2821, 24E3072, 24E3073, 24E3237, 24E3303, 24E3546, 24E3547, 24E3736, 24E4107, 24E4108, 24E4312, 24E4313, 24E4314, 24E4418, 24E4765, 24E5338, 24E5597, 24E5598, 24E5739, 24E5935, 24E6429, 24E6765, 24E6766, 24E6856, 24E7107

Analysis/Description	Matrix	Qty	Unit Cost	Extended Cost
CBOD-5210	Aqueous	5	\$26.00	\$130.00
Chloride IC 300.0	Aqueous	4	\$25.00	\$100.00
Composite Lab	Aqueous	83	\$0.00	\$0.00
DMR Flows	Aqueous	5	\$0.00	\$0.00
DO Field	Aqueous	5	\$10.00	\$50.00
Kit Delivery	Aqueous	5	\$0.00	\$0.00
MLSS-2540	Aqueous	2	\$25.00	\$50.00
NELAP Admin Fee	Aqueous	1	\$20.00	\$20.00
netDMR EDD Upload and Final Report	Aqueous	1	\$25.00	\$25.00
NH3-N SEAL-350.1	Aqueous	5	\$25.00	\$125.00
pH Field	Aqueous	5	\$10.00	\$50.00
Pick Up	Aqueous	9	\$30.00	\$270.00
Pick Up	Aqueous	5	\$0.00	\$0.00
RBOD-5210	Aqueous	28	\$26.00	\$728.00
RNH3-N SEAL-350.1	Aqueous	28	\$25.00	\$700.00
RTSS-2540	Aqueous	28	\$25.00	\$700.00
Sulfate IC 300.0	Aqueous	4	\$25.00	\$100.00
TC EC-9223	Aqueous	2	\$55.00	\$110.00
TDS-160.1	Aqueous	5	\$25.00	\$125.00

Remit To: Accounts Receivable
North Water District Laboratory Services, Inc.
130 South Trade Center Parkway
Conroe, TX 77385
Tel: 936 321 6060

Thank you for being our customer! Don't forget, NWDLS is accredited to do bio-monitoring.



North Water District Laboratory Services, Inc.
130 South Trade Center Parkway
Conroe, TX 77385

INVOICE

Date	Invoice No.
06/07/2024	2403685-Municipal Operations and Consulting

PO Number:
Terms: 30.00
Remit Due Date: 07/08/2024
Page: Page 2 of 2

Invoice To: Accounts Payable
Municipal Operations and Consulting
27316 Spectrum Way
Oak Ridge, TX 77385

Samples Received from: 05/02/2024 through 05/31/2024

Project: City of Arcola - Non Potable - Raw Composites, City of Arcola - Non Potable - Raw Spl PU T-TH-SAT, City of Arcola - Non Potable - Bi Monthly 1, City of Arcola - Non Potable - Weekly Kit Delivery, City of Arcola - Non Potable - Weekly - Fri, City of Arcola - NP - Permit Renewal Retest, City of Arcola - Non Potable - Bi Monthly 2, City of Arcola - Fees

Analysis/Description	Matrix	Qty	Unit Cost	Extended Cost
TDS-2540	Aqueous	4	\$25.00	\$100.00
TSS-2540	Aqueous	5	\$25.00	\$125.00
VSS-160.4	Aqueous	2	\$25.00	\$50.00
Weekday Collection	Aqueous	5	\$30.00	\$150.00

Invoice Total: \$3,708.00

Thank you for being our customer! Don't forget, NWDLS is accredited to do bio-monitoring.



North Water District Laboratory Services, Inc.
130 South Trade Center Parkway
Conroe, TX 77385

INVOICE

Date	Invoice No.
06/07/2024	2403686-Municipal Operations and Consulting

PO Number:
Terms: 30.00
Remit Due Date: 07/08/2024
Page: Page 1 of 1

Invoice To: Accounts Payable
Municipal Operations and Consulting
27316 Spectrum Way
Oak Ridge, TX 77385

Samples Received from: 05/15/2024

Project: City of Arcola - WQP
Client Manager: John Taylor
Bill Code: City of Arcola - Potable
Project Number: 0790520
Work Order(s): 24D0481

Analysis/Description	Matrix	Qty	Unit Cost	Extended Cost
Alkalinity-2320	Drinking Water	4	\$30.00	\$120.00
Chloride IC 300.0	Drinking Water	4	\$25.00	\$100.00
Conductivity-2510	Drinking Water	4	\$25.00	\$100.00
Hardness-2340 B-ICP	Drinking Water	4	\$50.00	\$200.00
Iron ICP 200.7	Drinking Water	4	\$20.00	\$80.00
Manganese ICP 200.7	Drinking Water	4	\$20.00	\$80.00
NELAP Admin Fee	Drinking Water	1	\$20.00	\$20.00
Orthophosphate as P IC 300.0	Drinking Water	4	\$25.00	\$100.00
pH Field	Drinking Water	4	\$10.00	\$40.00
Sodium ICP 200.7	Drinking Water	4	\$20.00	\$80.00
Sulfate IC 300.0	Drinking Water	4	\$25.00	\$100.00
TDS-2540	Drinking Water	4	\$25.00	\$100.00
Temp C Field	Drinking Water	4	\$10.00	\$40.00
Weekend or Special Collection	Drinking Water	4	\$75.00	\$300.00

Invoice Total: \$1,460.00

Thank you for being our customer! Don't forget, NWDLS is accredited to do bio-monitoring.

Remit To: Accounts Receivable
North Water District Laboratory Services, Inc.
130 South Trade Center Parkway
Conroe, TX 77385
Tel: 936 321 6060

Thank you for being our customer! Don't forget, NWDLS is accredited to do bio-monitoring.

BMI - Biosolids Management
a division of K-3 Resources, LP
9458 FM 362 Road
Brookshire, TX 77423

(281) 375-5778

Invoice

DATE	INVOICE NO.
6/10/2024	251477

BILL TO
Municipal Operations & Consulting City of Arcola 20141 Schiel Road Cypress, TX 77433

SEND PAYMENT TO
K-3BMI 9458 FM 362 Brookshire, TX 77423

P.O. NO.	TERMS	PLANT
	Net 30	Arcola

Date	Manifest	Description	QTY/HRS	Rate	Amount
5/23/2024	341577	Liquid Haul - Lime Stabilized	6,500	0.08	520.00
5/24/2024	341089	Liquid Haul - Lime Stabilized	6,500	0.08	520.00
5/24/2024	341090	Liquid Haul - Lime Stabilized	6,500	0.08	520.00
5/24/2024	341091	Liquid Haul - Lime Stabilized	6,500	0.08	520.00
5/24/2024	341092	Liquid Haul - Lime Stabilized	6,500	0.08	520.00
5/24/2024	341251	Liquid Haul - Lime Stabilized	6,500	0.08	520.00
5/24/2024	341252	Liquid Haul - Lime Stabilized	6,500	0.08	520.00
5/24/2024	341253	Liquid Haul - Lime Stabilized	6,500	0.08	520.00
5/24/2024	341254	Liquid Haul - Lime Stabilized	6,500	0.08	520.00
5/24/2024	341418	Liquid Haul - Lime Stabilized	6,500	0.08	520.00
5/24/2024	341578	Liquid Haul - Lime Stabilized	6,500	0.08	520.00
5/24/2024	341579	Liquid Haul - Lime Stabilized	6,500	0.08	520.00
5/24/2024	341580	Liquid Haul - Lime Stabilized	6,500	0.08	520.00
		Fuel surcharge at 10%	6,760	0.10	676.00
		Emailed LGK 06/10/24			

Total	\$7,436.00
Payments/Credits	\$0.00
Balance Due	\$7,436.00

LJA ENVIRONMENTAL SERVICES, LLC

3600 W Sam Houston Pkwy S Phone 713.953.5200
 Suite 600 www.ljaenv.com
 Houston, TX 77042

June 11, 2024**Invoice No: 202417086**

For services through 5/31/2024

Bill To:

Municipal Operations & Consulting, Inc.
 Accounts Payable
 * Invoice Submitted via Email Only *
 20141 Schiel Rd
 Cypress, TX 77433

Questions about the Invoice?Please email Billing@lja.com**Questions about the payment?**Please email AR@lja.com**Project No: EV3630-23315 City of Arcola SDWA Water Sampling****Project Manager: Ryan Gilbert**EMAIL invoice to: compliance@municipalops.com; accountspayable@municipalops.com

Fixed Fee Phases	Contract Amount	Percent Complete	Billed To Date	Previous Billed	Current Billed
002-6M1 2024 Semiannual Lead & Copper (1st Half)	\$7,000.00	100.00	\$7,000.00	\$0.00	\$7,000.00
<i>Subtotals</i>	\$7,000.00		\$7,000.00	\$0.00	\$7,000.00
			Total Fixed Fees		\$7,000.00
TOTAL AMOUNT DUE					\$7,000.00

Mail checks payable to:

LJA Environmental Services, LLC
 DEPT. 803 - 10
 P.O. BOX 4346
 Houston, TX 77210-4346

Send ACH or Wire payments to:

Account Name LJA Environmental Services, LLC
 Name of Bank Amegy Bank
 ABA Routing Number 113011258
 Account Number 5794432400
 Swift Code ZFNBUS55

Please email a remittance advice to AR@lja.com



MUNICIPAL OPERATIONS & CONSULTING, INC.

20141 Schiel Rd
Cypres, TX 77433
Phone: (281) 367-5511
Fax: (281) 367-5517

1825 N Mason Rd
Katy, TX 77449
Phone: (281) 347-8686

Invoice: IN-15375

District: City of Arcola

Billing Period: JUNE 2024

Date	Service Location	Work Description	Material/Labor Cost				Job Total
			Labor/Equip	Qty	Rate	Amount	
Jun		<u>Operations</u>					
		Meter Reading		632	\$ 1.48	\$ 935.36	\$ 935.36
		Water Plant Operations		1	\$ 1,000.00	\$ 1,000.00	\$ 1,000.00
		Wastewater Plant Operations		1	\$ 1,400.00	\$ 1,400.00	\$ 1,400.00
		Lift Station Operations		1	\$ 500.00	\$ 500.00	\$ 500.00
		Sewage Collection System Operations		1	\$ 200.00	\$ 200.00	\$ 200.00
		Storm System Operations		1	\$ 100.00	\$ 100.00	\$ 100.00
		Transfer of Accounts		21	\$ 10.00	\$ 210.00	\$ 210.00
		Delinquent Letters		37	\$ 10.00	\$ 370.00	\$ 370.00
		Door Tags		5	\$ 10.00	\$ 50.00	\$ 50.00
		Cut offs for Non-payment		10	\$ 10.00	\$ 100.00	\$ 100.00
Jun		Total Operations				\$4,865.36	
		<u>Administration</u>					
		Postage		1	\$ 563.73	\$ 563.73	\$ 563.73
		Facsimiles		363	\$ 2.00	\$ 726.00	\$ 726.00
		Photocopies		436	\$ 0.15	\$ 65.40	\$ 65.40
		One Page Billing Stationary		649	\$ 2.81	\$ 1,823.69	\$ 1,823.69
		Messenger Service		1	\$ 2.02	\$ 2.02	\$ 2.02
		Scanned Bank Processing Fee		1	\$ 39.60	\$ 39.60	\$ 39.60
		Online Access (Customer access to bill view, bill print & bill pay)		1	\$ 220.00	\$ 220.00	\$ 220.00
		Test call to auto dialer.	Plant Operator Level II	1.0	\$ 51.00	\$ 51.00	\$ 51.00
		Paperless Billing (e-bill)		294	\$ 0.80	\$ 235.20	\$ 235.20
05/09		Reported NFBWA pumpage.	Clerical	0.5	\$ 55.00	\$ 27.50	\$ 27.50
05/14	5925 FM 521	Followed up with the lab on the results for the permit sampling.	Compliance Level I	0.5	\$ 60.00	\$ 30.00	
			Utility Truck	0.5	\$ 22.00	\$ 11.00	\$ 41.00

Date	Service Location	Work Description	Material/Labor Cost				Job Total
			Labor/Equip	Qty	Rate	Amount	
05/15	5925 FM 521	Update TCEQ with the new CDX agreement, scanned and filed.	Compliance Level I	0.5	\$ 60.00	\$ 30.00	
			Utility Truck	0.5	\$ 22.00	\$ 11.00	\$ 41.00
05/20		Special bacteriological sampling requested.	Clerical	0.5	\$ 55.00	\$ 27.50	\$ 27.50
05/28	403 Manor	Additional time spent with customers regarding billing.	Clerical	0.5	\$ 55.00	\$ 27.50	\$ 27.50
05/28		Downloaded and filed dead end flushing reports for the month of May 2024 per TCEQ.	Supervisor	0.5	\$ 55.00	\$ 27.50	
			1-Ton Utility Truck	0.5	\$ 35.00	\$ 17.50	\$ 45.00
06/05		Collected 1000.00 from MILLIS DEVELOPMENT & CONSTRUCTION, LLC for temporary meter rental.	Clerical	0.5	\$ 55.00	\$ 27.50	
			Materials			\$ 1,000.00	\$ 1,027.50
06/05	314 Texas Ave	Additional time spent with customers regarding billing.	Clerical	0.5	\$ 55.00	\$ 27.50	\$ 27.50
06/11		Reviewed LCR and WQP schedule with TCEQ and updated schedule for 2024.	Compliance Level II	0.5	\$ 80.00	\$ 40.00	\$ 40.00
06/20		Prepared and submitted June DMR on behalf of district.	Clerical	1.0	\$ 55.00	\$ 55.00	
			CO Officer	0.5	\$ 80.00	\$ 40.00	\$ 95.00
		Total Administration					\$5,126.14
		<u>Conn/Disconnect</u>					
Jun		Finals and Connects		44	\$ 10.00	\$ 440.00	\$ 440.00
		Total Conn/Disconnect					\$440.00
		<u>Lift Station</u>					
05/01	402 Masterson	Pulled, cleaned and tested floats.	Plant Operator Level II	0.5	\$ 51.00	\$ 25.50	
			Utility Truck	0.5	\$ 22.00	\$ 11.00	\$ 36.50
05/08	22018.5 S Post Oak Dr	Exercised generator for proper operation.	Plant Operator Level III	0.5	\$ 55.00	\$ 27.50	
			Utility Truck	0.5	\$ 22.00	\$ 11.00	\$ 38.50

Date	Service Location	Work Description	Material/Labor Cost				Job Total
			Labor/Equip	Qty	Rate	Amount	
05/10	22018.5 S Post Oak Dr	Pulled, cleaned and tested floats.	Plant Operator Level II	0.5	\$ 51.00	\$ 25.50	
			Plant Operator Level II-OT	1.0	\$ 76.50	\$ 76.50	
			Utility Truck	1.5	\$ 22.00	\$ 33.00	\$ 135.00
05/14	22018.5 S Post Oak Dr	Exercised generator for proper operations.	Plant Operator Level II-OT	0.5	\$ 76.50	\$ 38.25	
			Utility Truck	0.5	\$ 22.00	\$ 11.00	\$ 49.25
05/17	22018.5 S Post Oak Dr	Responded to call out for high level wet well. Pumps were tripped and reset auto dialer.	Plant Operator Level III	1.0	\$ 55.00	\$ 55.00	
			Utility Truck	1.0	\$ 22.00	\$ 22.00	\$ 77.00
05/20	104 N. Pine	Monitored lift station due to high level wet well; reset breakers, pumps now functioning properly.	Plant Operator Level II	0.5	\$ 51.00	\$ 25.50	
			Plant Operator Level II-OT	0.5	\$ 76.50	\$ 38.25	
			Utility Truck	1.0	\$ 22.00	\$ 22.00	\$ 85.75
05/21	22018.5 S Post Oak Dr	Exercised generator for proper operations.	Plant Operator Level II	0.5	\$ 51.00	\$ 25.50	
			Utility Truck	0.5	\$ 22.00	\$ 11.00	\$ 36.50
05/23	104 N. Pine	Lift pump #1 was ragged and lift pump #2 tripped, reset pump #2 and back washed pump.	Plant Operator Level III	1.0	\$ 55.00	\$ 55.00	
			Utility Truck	1.0	\$ 22.00	\$ 22.00	\$ 77.00
05/23	22018.5 S Post Oak Dr	Checked lift station generator and exercised for proper operation.	Supervisor	0.5	\$ 55.00	\$ 27.50	
			1-Ton Utility Truck	0.5	\$ 35.00	\$ 17.50	\$ 45.00
		Total Lift Station \$580.50					
		<u>Residential Inspections</u>					
May		Post Lot Inspections		2	\$ 25.00	\$ 50.00	\$ 50.00
May		Customer Service Inspections		2	\$ 50.00	\$ 100.00	\$ 100.00
May		Pre Lot Inspections		49	\$ 25.00	\$ 1,225.00	\$ 1,225.00

Date	Service Location	Work Description	Material/Labor Cost				Job Total
			Labor/Equip	Qty	Rate	Amount	
May		Sewer Tap Inspections		28	\$ 25.00	\$ 700.00	\$ 700.00
		Total Residential Inspections \$2,075.00					
		<u>Sewer Collection</u>					
Jun		Grease Trap Inspections		14	\$ 50.00	\$ 700.00	\$ 700.00
04/30	829 W Davis-1	Met with crew to install clean out.	Plant Operator Level III	1.0	\$ 55.00	\$ 55.00	
			Utility Truck	1.0	\$ 22.00	\$ 22.00	\$ 77.00
05/03	322 Pinedale	Investigated uncovered pipe in customers yard, unable to confirm if pipe was connected to clean out. Informed supervisor for further instructions.	Plant Operator Level I	0.5	\$ 47.00	\$ 23.50	
			Plant Operator Level III	1.5	\$ 55.00	\$ 82.50	
			Utility Truck Materials	2.0	\$ 22.00	\$ 44.00	
						\$ 122.63	\$ 272.63
05/15	13222 State Highway 6	Inspected the FM sit location where the contractor damaged the sewer main, found a 45x17x6' hole. Contacted board rep and discussed further actions. Filed the SSO with TCEQ.	Compliance Level I	3.5	\$ 60.00	\$ 210.00	
			Utility Truck	3.5	\$ 22.00	\$ 77.00	\$ 287.00
05/16	4808 W Davis Rd	Investigated manhole depths, a short water tap and long sewer tap was discovered.	Plant Operator Level II	2.0	\$ 51.00	\$ 102.00	
			Utility Truck	2.0	\$ 22.00	\$ 44.00	\$ 146.00
05/16	13216 Hwy 6	Verified there was only one sewer and water line at address. Informed office personnel of findings.	Plant Operator Level II	1.5	\$ 51.00	\$ 76.50	
			Utility Truck	1.5	\$ 22.00	\$ 33.00	\$ 109.50
05/16	207 Manor Ave	Investigated sewer back up, contacted contractor to televise line.	Plant Operator Level III	0.5	\$ 55.00	\$ 27.50	
			Utility Truck	0.5	\$ 22.00	\$ 11.00	\$ 38.50
05/21	201 Pinedale Ave	Investigated water and sewer tap lengths and manhole depth.	Plant Operator Level II	1.0	\$ 51.00	\$ 51.00	
			Utility Truck Materials	1.0	\$ 22.00	\$ 22.00	
						\$ 23.57	\$ 96.57

Date	Service Location	Work Description	Material/Labor Cost				Job Total
			Labor/Equip	Qty	Rate	Amount	
05/21	203 Pinedale Avenue	Scheduled crew to install clean out.	Plant Operator Level II	0.5	\$ 51.00	\$ 25.50	
			Utility Truck	0.5	\$ 22.00	\$ 11.00	\$ 36.50
05/22		Met contractors for walk through at Post Oak Pointe Section 2.	Plant Operator Level III	1.5	\$ 55.00	\$ 82.50	
			Utility Truck	1.5	\$ 22.00	\$ 33.00	\$ 115.50
05/22	207 Manor Ave	Investigated sewer back up, scheduled contractor to televise line.	Plant Operator Level III	1.0	\$ 55.00	\$ 55.00	
			Utility Truck	1.0	\$ 22.00	\$ 22.00	\$ 77.00
06/05	325 Rosen	Worked on installation of check valve and clean.	Rental	4.0	\$ 14.00	\$ 56.00	
			Backhoe Crew	4.0	\$ 233.00	\$ 932.00	
			CO Officer	0.5	\$ 80.00	\$ 40.00	
			1-Ton Utility Truck	0.5	\$ 35.00	\$ 17.50	
			Materials			\$ 589.29	\$ 1,634.79
06/05	403 Manor	Worked on installation of check valve and clean.	Rental	6.0	\$ 14.00	\$ 84.00	
			Backhoe Crew	5.0	\$ 233.00	\$ 1,165.00	
			Backhoe Crew-OT	1.0	\$ 294.50	\$ 294.50	
			CO Officer	0.5	\$ 80.00	\$ 40.00	
			1-Ton Utility Truck	0.5	\$ 35.00	\$ 17.50	
			Materials			\$ 847.74	\$ 2,448.74
06/05	202 Pinedale Ave	Worked on installation of check valve and clean.	Rental	3.0	\$ 14.00	\$ 42.00	
			Backhoe Crew-OT	3.0	\$ 294.50	\$ 883.50	
			CO Officer	0.5	\$ 80.00	\$ 40.00	
			1-Ton Utility Truck	0.5	\$ 35.00	\$ 17.50	
			Materials			\$ 772.87	\$ 1,755.87
06/07	402 Manor	Used backhoe to repair sewer clean out.	Rental	5.0	\$ 14.00	\$ 70.00	
			Backhoe Crew	4.0	\$ 233.00	\$ 932.00	
			Backhoe Crew-OT	1.0	\$ 294.50	\$ 294.50	
			CO Officer	0.5	\$ 80.00	\$ 40.00	
			1-Ton Utility Truck	0.5	\$ 35.00	\$ 17.50	
			Materials			\$ 887.98	\$ 2,241.98
06/07	203 Pinedale Avenue	Worked on installation of check valve and clean.	Rental	3.0	\$ 14.00	\$ 42.00	
			Backhoe Crew-OT	3.0	\$ 294.50	\$ 883.50	
			CO Officer	0.5	\$ 80.00	\$ 40.00	
			1-Ton Utility Truck	0.5	\$ 35.00	\$ 17.50	
			Materials			\$ 887.98	\$ 1,870.98
		Total Sewer Collection	\$11,908.56				

Date	Service Location	Work Description	Material/Labor Cost				Job Total
			Labor/Equip	Qty	Rate	Amount	
06/04	201 Pinedale Ave	<u>Sewer Taps</u>					
		4" Long Single Sewer Tap	Backhoe Crew	1.0	\$ 1,925.00	\$ 1,925.00	\$ 1,925.00
		Total Sewer Taps \$1,925.00					
04/30	5925 FM 521	<u>Wastewater Plant</u>					
		Additional time for process control. Checked blowers, solids, process system and clarifiers.	Plant Operator Level III	2.0	\$ 55.00	\$ 110.00	
			Utility Truck	2.0	\$ 22.00	\$ 44.00	\$ 154.00
04/30	5925 FM 521	Worked on pre-inspection survey.	Compliance Level II	2.0	\$ 80.00	\$ 160.00	
			Utility Truck	2.0	\$ 22.00	\$ 44.00	\$ 204.00
04/30	5925 FM 521	Load tested generator.	Compliance Level II	1.0	\$ 80.00	\$ 80.00	
			Utility Truck	1.0	\$ 22.00	\$ 22.00	\$ 102.00
05/01	5925 FM 521	Cleaned clarifiers.	Plant Operator Level II	6.0	\$ 51.00	\$ 306.00	
			Utility Truck	6.0	\$ 22.00	\$ 132.00	\$ 438.00
05/03	5925 FM 521	Process control to maintain solids in SP.	Plant Operator Level II	2.0	\$ 51.00	\$ 102.00	
			Utility Truck	2.0	\$ 22.00	\$ 44.00	\$ 146.00
05/03	5925 FM 521	Met lab to pull samples.	Plant Operator Level III	1.0	\$ 55.00	\$ 55.00	
			Utility Truck	1.0	\$ 22.00	\$ 22.00	\$ 77.00
05/03	5925 FM 521	Scheduled chemical delivery for facility use; bleach.	Plant Operator Level III	0.5	\$ 55.00	\$ 27.50	
			Utility Truck	0.5	\$ 22.00	\$ 11.00	\$ 38.50
05/08	5925 FM 521	Met contractors for walk through at plant site.	Plant Operator Level III	6.5	\$ 55.00	\$ 357.50	
			Utility Truck	6.5	\$ 22.00	\$ 143.00	\$ 500.50
05/08	5925 FM 521	Pulled raw samples for lab.	Plant Operator Level III	1.0	\$ 55.00	\$ 55.00	
			Utility Truck	1.0	\$ 22.00	\$ 22.00	\$ 77.00

Date	Service Location	Work Description	Material/Labor Cost				Job Total
			Labor/Equip	Qty	Rate	Amount	
05/10	5925 FM 521	Met lab to pull samples.	Plant Operator Level III	1.0	\$ 55.00	\$ 55.00	
			Utility Truck	1.0	\$ 22.00	\$ 22.00	\$ 77.00
05/10	5925 FM 521	Purchased supplies for facility use; trash bags, towels, gloves, and rake.	Plant Operator Level II	0.5	\$ 51.00	\$ 25.50	
			Utility Truck Materials	0.5	\$ 22.00	\$ 11.00	
						\$ 89.47	\$ 125.97
05/10	5925 FM 521	Scheduled contractor for repairs at facility.	Plant Operator Level II	0.5	\$ 51.00	\$ 25.50	
			Utility Truck	0.5	\$ 22.00	\$ 11.00	\$ 36.50
05/10	5925 FM 521	Process control to maintain solids in SP.	Plant Operator Level II	1.0	\$ 51.00	\$ 51.00	
			Utility Truck	1.0	\$ 22.00	\$ 22.00	\$ 73.00
05/10	5925 FM 521	Additional time for process control. Checked blowers, solids, process system, clarifiers and generator.	Plant Operator Level III	1.5	\$ 55.00	\$ 82.50	
			Utility Truck	1.5	\$ 22.00	\$ 33.00	\$ 115.50
05/11	5925 FM 521	Responded to auto dialer call out for blower failure, replaced belt and reset auto dialer.	Plant Operator Level III-OT	2.0	\$ 82.50	\$ 165.00	
			Utility Truck	2.0	\$ 22.00	\$ 44.00	\$ 209.00
05/13	5925 FM 521	Responded to call out for blower failure, reset blower and auto dialer.	Plant Operator Level III	1.0	\$ 55.00	\$ 55.00	
			Utility Truck	1.0	\$ 22.00	\$ 22.00	\$ 77.00
05/14	5925 FM 521	Purchased supplies for facility use; settlometer, nets, poles and scrub brush.	Plant Operator Level II	0.5	\$ 51.00	\$ 25.50	
			Utility Truck Materials	0.5	\$ 22.00	\$ 11.00	
						\$ 494.82	\$ 531.32
05/14	5925 FM 521	Responded to call out for return pump not working, scheduled repairs.	Plant Operator Level III	0.5	\$ 55.00	\$ 27.50	
			Utility Truck	0.5	\$ 22.00	\$ 11.00	\$ 38.50
05/14	5925 FM 521	Responded to call out for generator running, checked plant and reset auto dialer.	Plant Operator Level III	0.5	\$ 55.00	\$ 27.50	
			Utility Truck	0.5	\$ 22.00	\$ 11.00	\$ 38.50

Date	Service Location	Work Description	Material/Labor Cost				Job Total
			Labor/Equip	Qty	Rate	Amount	
05/14	5925 FM 521	Investigated report of RAS pump 3 not running, checked pump and diagnosed issue as pump ragged up. Informed the onsite supervisor. Supervisor will derag pump.	Skilled Laborer	2.0	\$ 39.00	\$ 78.00	
			Supervisor	2.0	\$ 55.00	\$ 110.00	
			Utility Truck	4.0	\$ 22.00	\$ 88.00	\$ 276.00
05/14	5925 FM 521	Exercised generator for proper operations.	Plant Operator Level II	0.5	\$ 51.00	\$ 25.50	
			Utility Truck	0.5	\$ 22.00	\$ 11.00	\$ 36.50
05/14	5925 FM 521	Pulled raw samples for lab.	Plant Operator Level III	1.5	\$ 55.00	\$ 82.50	
			Utility Truck	1.5	\$ 22.00	\$ 33.00	\$ 115.50
05/14	5925 FM 521	Responded to call for blower failure, checked plant for proper operation. Reset blower and auto dialer.	Plant Operator Level III-OT	1.5	\$ 82.50	\$ 123.75	
			Utility Truck	1.5	\$ 22.00	\$ 33.00	\$ 156.75
05/14	5925 FM 521	Discussions with staff regarding I/I study and data gathering. Also WWTP field review.	CO Officer	2.5	\$ 80.00	\$ 200.00	
			1-Ton Utility Truck	2.5	\$ 35.00	\$ 87.50	\$ 287.50
05/15	5925 FM 521	Pulled raw samples for lab.	Plant Operator Level III	1.5	\$ 55.00	\$ 82.50	
			Utility Truck	1.5	\$ 22.00	\$ 33.00	\$ 115.50
05/15	5925 FM 521	Return pump #2 lost prime switch to return pump #1. Return pump #1 had a bad leak, contacted contractor for repairs. Turned return pump #3 on, it was ragged up. Removed side plates to take rags out. Primed return system back up and turned pump #3 on .	Plant Operator Level III	6.5	\$ 55.00	\$ 357.50	
			Plant Operator Level III-OT	1.0	\$ 82.50	\$ 82.50	
			Utility Truck	7.5	\$ 22.00	\$ 165.00	\$ 605.00
05/16	5925 FM 521	Cleaned contact chamber tank.	Plant Operator Level II	1.0	\$ 51.00	\$ 51.00	
			Utility Truck	1.0	\$ 22.00	\$ 22.00	\$ 73.00
05/17	5925 FM 521	Process control to maintain solids in SP.	Plant Operator Level II	8.5	\$ 51.00	\$ 433.50	
			Utility Truck	8.5	\$ 22.00	\$ 187.00	\$ 620.50

Date	Service Location	Work Description	Material/Labor Cost				Job Total
			Labor/Equip	Qty	Rate	Amount	
05/17	5925 FM 521	Met lab to pull samples.	Plant Operator Level III	1.0	\$ 55.00	\$ 55.00	
			Utility Truck	1.0	\$ 22.00	\$ 22.00	\$ 77.00
05/21	5925 FM 521	Pulled raw samples for lab.	Plant Operator Level III	1.5	\$ 55.00	\$ 82.50	
			Utility Truck	1.5	\$ 22.00	\$ 33.00	\$ 115.50
05/22	5925 FM 521	Additional time for process control. Checked blowers, solids and clarifiers.	Plant Operator Level III	0.5	\$ 55.00	\$ 27.50	
			Utility Truck	0.5	\$ 22.00	\$ 11.00	\$ 38.50
05/23	5925 FM 521	Exercised generator for proper operations.	Plant Operator Level II	0.5	\$ 51.00	\$ 25.50	
			Utility Truck	0.5	\$ 22.00	\$ 11.00	\$ 36.50
05/23	5925 FM 521	Additional time for process control. Checked solids, blanket and residual.	Supervisor	2.0	\$ 55.00	\$ 110.00	
			1-Ton Utility Truck	2.0	\$ 35.00	\$ 70.00	\$ 180.00
05/24	5925 FM 521	Process control to maintain solids in SP.	Plant Operator Level II	4.5	\$ 51.00	\$ 229.50	
			Plant Operator Level II-OT	0.5	\$ 76.50	\$ 38.25	
			Utility Truck	5.0	\$ 22.00	\$ 110.00	\$ 377.75
05/24	5925 FM 521	Pulled raw samples for lab.	Plant Operator Level II	2.0	\$ 51.00	\$ 102.00	
			Utility Truck	2.0	\$ 22.00	\$ 44.00	\$ 146.00
05/24	5925 FM 521	Met lab to pull samples.	Plant Operator Level III	1.0	\$ 55.00	\$ 55.00	
			Utility Truck	1.0	\$ 22.00	\$ 22.00	\$ 77.00
05/24	5925 FM 521	Checked samples before lab pulled them.	Plant Operator Level II-OT	0.5	\$ 76.50	\$ 38.25	
			Utility Truck	0.5	\$ 22.00	\$ 11.00	\$ 49.25
06/10	5925 FM 521	Ordered belts for pump next to contact chamber.	Plant Operator Level I	1.0	\$ 47.00	\$ 47.00	
			Supervisor	2.0	\$ 55.00	\$ 110.00	
			Utility Truck	3.0	\$ 22.00	\$ 66.00	
			Materials			\$ 27.41	\$ 250.41

Date	Service Location	Work Description	Material/Labor Cost				Job Total
			Labor/Equip	Qty	Rate	Amount	
May		Total Wastewater Plant				\$6,693.45	
		<u>Water Distribution</u>					
		Flushed dead end mains throughout district.	Skilled Laborer	5.5	\$ 39.00	\$ 214.50	
			Skilled Laborer-OT	1.0	\$ 58.50	\$ 58.50	
			Utility Truck	6.5	\$ 22.00	\$ 143.00	\$ 416.00
May	1623 Fleetwood Crossing 4963 Pine Haven Ln 5047 Pine Haven Ln 5715 Ladonia 6618 Greg	Verified proper operation of meter.	Plant Operator Level I	1.0	\$ 47.00	\$ 47.00	
			Plant Operator Level II	1.5	\$ 51.00	\$ 76.50	
			Utility Truck	2.5	\$ 22.00	\$ 55.00	\$ 178.50
May	1622 Fleetwood Crossing 322 Manor 415 Pinedale 5043 Natchez Trace 915 W Davis	Replaced 5/8" x 3/4" meter.	Rate	5.0	\$ 115.00	\$ 575.00	
			Utility Truck	5.0	\$ 22.00	\$ 110.00	\$ 685.00
May	1611 Fleetwood Crossing	Cleaned out meter box.	Plant Operator Level I	1.0	\$ 47.00	\$ 47.00	
			Utility Truck	1.0	\$ 22.00	\$ 22.00	\$ 69.00
May	6209 Fm 521 (1) Dom - Daycare	Verified water was still off at the meter after previous month's cut off. Pulled meters if necessary.	Plant Operator Level II	1.0	\$ 51.00	\$ 51.00	
			Utility Truck	1.0	\$ 22.00	\$ 22.00	\$ 73.00
May	21821 South Post Oak Blvd +	Located and marked water and sewer lines within the district.	Plant Operator Level II	2.5	\$ 51.00	\$ 127.50	
			Utility Truck	2.5	\$ 22.00	\$ 55.00	\$ 182.50
04/30	4930 Arvida Ln	Lowered meter box to grade.	Plant Operator Level I	1.0	\$ 47.00	\$ 47.00	
			Utility Truck	1.0	\$ 22.00	\$ 22.00	\$ 69.00
04/30	1623 Westway Dr	Flushed hydrants for water quality during the month.	Plant Operator Level I	1.0	\$ 47.00	\$ 47.00	
			Utility Truck	1.0	\$ 22.00	\$ 22.00	\$ 69.00

Date	Service Location	Work Description	Material/Labor Cost				Job Total
			Labor/Equip	Qty	Rate	Amount	
05/01	4922 Arvida Ln	Flushed hydrants for water quality during the month.	Plant Operator Level I	1.0	\$ 47.00	\$ 47.00	
			Utility Truck	1.0	\$ 22.00	\$ 22.00	\$ 69.00
05/02	4958 Pine Haven Ln	Responded to call out for no water. Restored pressure to normal.	Plant Operator Level I	0.5	\$ 47.00	\$ 23.50	
			Utility Truck	0.5	\$ 22.00	\$ 11.00	\$ 34.50
05/02	1039 Vista Pointe Dr	Repaired shallow service line leak.	Laborer	3.0	\$ 39.00	\$ 117.00	
			Plant Operator Level I	3.0	\$ 47.00	\$ 141.00	
			Utility Truck Materials	6.0	\$ 22.00	\$ 132.00	
						\$ 85.80	\$ 475.80
05/02	1011 Vista Pointe Dr	Located and marked meter box.	Plant Operator Level I	2.0	\$ 47.00	\$ 94.00	
			Utility Truck	2.0	\$ 22.00	\$ 44.00	\$ 138.00
05/03	1631 Westway Dr	Lowered meter box to grade.	Plant Operator Level I	1.0	\$ 47.00	\$ 47.00	
			Utility Truck	1.0	\$ 22.00	\$ 22.00	\$ 69.00
05/03	4903 Oakwood Dr	Lowered meter box to grade.	Plant Operator Level I	1.0	\$ 47.00	\$ 47.00	
			Utility Truck	1.0	\$ 22.00	\$ 22.00	\$ 69.00
05/13	4934 Arvida Ln	Flushed hydrants for water quality during the month.	Plant Operator Level II	1.0	\$ 51.00	\$ 51.00	
			Utility Truck	1.0	\$ 22.00	\$ 22.00	\$ 73.00
05/13	1027 Vista Pointe Dr	Repaired shallow service line leak.	Laborer	3.0	\$ 39.00	\$ 117.00	
			Plant Operator Level II	3.0	\$ 51.00	\$ 153.00	
			Utility Truck Materials	6.0	\$ 22.00	\$ 132.00	
						\$ 85.80	\$ 487.80
05/14	1631 Westway Dr	Flushed hydrants for water quality during the month.	Plant Operator Level II	1.0	\$ 51.00	\$ 51.00	
			Utility Truck	1.0	\$ 22.00	\$ 22.00	\$ 73.00
05/14	1690 Westway Dr	Flushed hydrants for water quality during the month.	Plant Operator Level II	1.0	\$ 51.00	\$ 51.00	
			Utility Truck	1.0	\$ 22.00	\$ 22.00	\$ 73.00

Date	Service Location	Work Description	Material/Labor Cost				Job Total
			Labor/Equip	Qty	Rate	Amount	
05/14	1031 Vista Pointe Dr	Repaired shallow service line leak.	Laborer	3.0	\$ 39.00	\$ 117.00	
			Plant Operator Level II	3.0	\$ 51.00	\$ 153.00	
			Utility Truck Materials	6.0	\$ 22.00	\$ 132.00	
						\$ 85.80	\$ 487.80
05/16	1011 Vista Pointe Dr	Located and marked meter box.	Plant Operator Level II	2.0	\$ 51.00	\$ 102.00	
			Utility Truck	2.0	\$ 22.00	\$ 44.00	\$ 146.00
05/17	1019 Vista Pointe Dr	Located and marked meter box.	Plant Operator Level II	1.5	\$ 51.00	\$ 76.50	
			Plant Operator Level II-OT	0.5	\$ 76.50	\$ 38.25	
			Utility Truck	2.0	\$ 22.00	\$ 44.00	\$ 158.75
05/17	1615 Mulberry Ct	Investigated reported leak and re-read meter; no leak found, made customer contact.	Plant Operator Level II	1.0	\$ 51.00	\$ 51.00	
			Utility Truck	1.0	\$ 22.00	\$ 22.00	\$ 73.00
05/17	4902 Arvida Ln	Flushed hydrants for water quality during the month.	Plant Operator Level II	1.0	\$ 51.00	\$ 51.00	
			Utility Truck	1.0	\$ 22.00	\$ 22.00	\$ 73.00
05/17	1039 Vista Pointe Dr	Located and marked meter box.	Plant Operator Level II	2.0	\$ 51.00	\$ 102.00	
			Utility Truck	2.0	\$ 22.00	\$ 44.00	\$ 146.00
05/21	324 Rosen	Investigated reported leak and re-read meter; leak found on customer's line, left door tag.	Plant Operator Level II	0.5	\$ 51.00	\$ 25.50	
			Utility Truck	0.5	\$ 22.00	\$ 11.00	\$ 36.50
05/21	1635 Westway Dr	Flushed hydrants for water quality during the month.	Plant Operator Level II	1.0	\$ 51.00	\$ 51.00	
			Utility Truck	1.0	\$ 22.00	\$ 22.00	\$ 73.00
05/21	1027 Vista Pointe Dr	Located and marked meter box.	Plant Operator Level II	1.5	\$ 51.00	\$ 76.50	
			Utility Truck	1.5	\$ 22.00	\$ 33.00	\$ 109.50

Date	Service Location	Work Description	Material/Labor Cost				Job Total
			Labor/Equip	Qty	Rate	Amount	
05/21	915 W Davis	Met with Mayor and city manager to discuss issues.	CO Officer	0.5	\$ 80.00	\$ 40.00	\$ 57.50
			1-Ton Utility Truck	0.5	\$ 35.00	\$ 17.50	
05/22		Repaired shallow service line leak.	Laborer	3.0	\$ 39.00	\$ 117.00	\$ 498.41
			Plant Operator Level I	3.0	\$ 47.00	\$ 141.00	
			Utility Truck	6.0	\$ 22.00	\$ 132.00	
			Materials			\$ 108.41	
05/23	13218 Hwy 6-d	Investigated backflow detected, meter was installed backwards. Reinstalled meter correctly.	Plant Operator Level II	2.5	\$ 51.00	\$ 127.50	\$ 182.50
			Utility Truck	2.5	\$ 22.00	\$ 55.00	
05/23	4947 Oakwood Dr	Flushed hydrants for water quality during the month.	Plant Operator Level II	1.0	\$ 51.00	\$ 51.00	\$ 73.00
			Utility Truck	1.0	\$ 22.00	\$ 22.00	
05/23	1043 Vista Pointe Dr	Located and marked meter box.	Plant Operator Level II	2.0	\$ 51.00	\$ 102.00	\$ 146.00
			Utility Truck	2.0	\$ 22.00	\$ 44.00	
05/24	4963 Oakwood Dr	Flushed hydrants for water quality during the month.	Plant Operator Level II	1.0	\$ 51.00	\$ 51.00	\$ 122.25
			Plant Operator Level II-OT	0.5	\$ 76.50	\$ 38.25	
			Utility Truck	1.5	\$ 22.00	\$ 33.00	
05/24	1614 Westway Dr	Lowered meter box to grade.	Plant Operator Level II	1.0	\$ 51.00	\$ 51.00	\$ 73.00
			Utility Truck	1.0	\$ 22.00	\$ 22.00	
05/24	1614 Cedar Pointe Ct	Flushed hydrants for water quality during the month.	Plant Operator Level II	1.5	\$ 51.00	\$ 76.50	\$ 109.50
			Utility Truck	1.5	\$ 22.00	\$ 33.00	
05/24	1023 Vista Pointe Dr	Located and marked meter box.	Plant Operator Level II	1.0	\$ 51.00	\$ 51.00	\$ 73.00
			Utility Truck	1.0	\$ 22.00	\$ 22.00	
		Total Water Distribution	\$5,942.81				
		Water Plant					

Date	Service Location	Work Description	Material/Labor Cost				Job Total
			Labor/Equip	Qty	Rate	Amount	
04/29	13246.5 Hwy 6	Exercised generator for proper operations.	Plant Operator Level II	0.5	\$ 51.00	\$ 25.50	
			Utility Truck	0.5	\$ 22.00	\$ 11.00	\$ 36.50
05/01	13246.5 Hwy 6	Checked booster pumps, HPT tanks, GST's and generators. BASIC SERVICE	Plant Operator Level III	1.0	\$ 0.00	\$ 0.00	
			Utility Truck	1.0	\$ 0.00	\$ 0.00	
05/02	13246.5 Hwy 6	Exercised generator for proper operations.	Plant Operator Level II	0.5	\$ 51.00	\$ 25.50	
			Utility Truck	0.5	\$ 22.00	\$ 11.00	\$ 36.50
05/13	13246.5 Hwy 6	Exercised generator for proper operations.	Plant Operator Level II-OT	0.5	\$ 76.50	\$ 38.25	
			Utility Truck	0.5	\$ 22.00	\$ 11.00	\$ 49.25
05/14	13246.5 Hwy 6	Checked booster pumps, HPT tanks, GST's and generator. BASIC SERVICE	Plant Operator Level III	1.0	\$ 0.00	\$ 0.00	
			Utility Truck	1.0	\$ 0.00	\$ 0.00	
05/14	13246.5 Hwy 6	Responded to call for low level GST, checked plant and reset auto dialer.	Plant Operator Level III	1.0	\$ 55.00	\$ 55.00	
			Utility Truck	1.0	\$ 22.00	\$ 22.00	\$ 77.00
05/20	13246.5 Hwy 6	Checked booster pumps, HPT tanks, GST's and generator. BASIC SERVICE	Plant Operator Level III	0.5	\$ 0.00	\$ 0.00	
			Utility Truck	0.5	\$ 0.00	\$ 0.00	
05/21	13246.5 Hwy 6	Exercised generator for proper operations.	Plant Operator Level II	0.5	\$ 51.00	\$ 25.50	
			Utility Truck	0.5	\$ 22.00	\$ 11.00	\$ 36.50
		Total Water Plant \$235.75					
		<u>Water Taps</u>					
May	1047 Vista Pointe Dr 1102 Vista Pointe Dr 1103 Vista Pointe Dr 1106 Vista Pointe Dr 1107 Vista Pointe Dr 1110 Vista Pointe Dr 1114 Vista Pointe Dr 1118 Vista Pointe Dr	Made 5/8" x 3/4" single, short water tap and set meter.		41	\$ 725.00	\$ 29,725.00	\$ 29,725.00

Date	Service Location	Work Description	Material/Labor Cost				Job Total
			Labor/Equip	Qty	Rate	Amount	
	1122 Vista Pointe Dr 1126 Vista Pointe Dr 1130 Vista Pointe Dr 1134 Vista Pointe Dr 201 Pinedale Ave 4915 Oakwood Dr 4918 Oakwood Dr 4922 Oakwood Dr 4926 Oakwood Dr 4927 Oakwood Dr 5102 Hunters Trl 5103 Hunters Trl 5106 Hunters Trl 5107 Hunters Trl 5110 Sunset Oaks Dr 5111 Hunters Trl 5114 Hunters Trl 5115 Hunters Trl 5118 Hunters Trl 5119 Hunters Trl 5122 Hunters Trl 5123 Hunters Trl 5126 Sunset Oaks Dr 5127 Hunters Trl 5131 Hunters Trl 5134 Sunset Oaks Dr 5135 Hunters Trl 5138 Hunters Trl 5138 Sunset Oaks Dr 5139 Hunters Trl 5142 Sunset Oaks Dr 5146 Sunset Oaks Dr 5150 Sunset Oaks Dr				\$		
		Total Water Taps	\$29,725.00				
					Total:	\$69,517.57	

Date	Service Location	Work Description	Material/Labor Cost				Job Total
			Labor/Equip	Qty	Rate	Amount	
06/04	201 Pinedale Ave	<u>Sewer Taps</u>					
		4" Long Single Sewer Tap	Backhoe Crew	1.0	\$ 1,925.00	\$ 1,925.00	\$ 1,925.00
		Total Sewer Taps \$1,925.00					
04/30	5925 FM 521	<u>Wastewater Plant</u>					
		Additional time for process control. Checked blowers, solids, process system and clarifiers.	Plant Operator Level III	2.0	\$ 55.00	\$ 110.00	
			Utility Truck	2.0	\$ 22.00	\$ 44.00	\$ 154.00
04/30	5925 FM 521	Worked on pre-inspection survey.	Compliance Level II	2.0	\$ 80.00	\$ 160.00	
			Utility Truck	2.0	\$ 22.00	\$ 44.00	\$ 204.00
04/30	5925 FM 521	Load tested generator.	Compliance Level II	1.0	\$ 80.00	\$ 80.00	
			Utility Truck	1.0	\$ 22.00	\$ 22.00	\$ 102.00
05/01	5925 FM 521	Cleaned clarifiers.	Plant Operator Level II	6.0	\$ 51.00	\$ 306.00	
			Utility Truck	6.0	\$ 22.00	\$ 132.00	\$ 438.00
05/03	5925 FM 521	Process control to maintain solids in SP.	Plant Operator Level II	2.0	\$ 51.00	\$ 102.00	
			Utility Truck	2.0	\$ 22.00	\$ 44.00	\$ 146.00
05/03	5925 FM 521	Met lab to pull samples.	Plant Operator Level III	1.0	\$ 55.00	\$ 55.00	
			Utility Truck	1.0	\$ 22.00	\$ 22.00	\$ 77.00
05/03	5925 FM 521	Scheduled chemical delivery for facility use; bleach.	Plant Operator Level III	0.5	\$ 55.00	\$ 27.50	
			Utility Truck	0.5	\$ 22.00	\$ 11.00	\$ 38.50
05/08	5925 FM 521	Met contractors for walk through at plant site.	Plant Operator Level III	6.5	\$ 55.00	\$ 357.50	
			Utility Truck	6.5	\$ 22.00	\$ 143.00	\$ 500.50
05/08	5925 FM 521	Pulled raw samples for lab.	Plant Operator Level III	1.0	\$ 55.00	\$ 55.00	
			Utility Truck	1.0	\$ 22.00	\$ 22.00	\$ 77.00

Date	Service Location	Work Description	Material/Labor Cost				Job Total
			Labor/Equip	Qty	Rate	Amount	
05/10	5925 FM 521	Met lab to pull samples.	Plant Operator Level III	1.0	\$ 55.00	\$ 55.00	
			Utility Truck	1.0	\$ 22.00	\$ 22.00	\$ 77.00
05/10	5925 FM 521	Purchased supplies for facility use; trash bags, towels, gloves, and rake.	Plant Operator Level II	0.5	\$ 51.00	\$ 25.50	
			Utility Truck Materials	0.5	\$ 22.00	\$ 11.00	
						\$ 89.47	\$ 125.97
05/10	5925 FM 521	Scheduled contractor for repairs at facility.	Plant Operator Level II	0.5	\$ 51.00	\$ 25.50	
			Utility Truck	0.5	\$ 22.00	\$ 11.00	\$ 36.50
05/10	5925 FM 521	Process control to maintain solids in SP.	Plant Operator Level II	1.0	\$ 51.00	\$ 51.00	
			Utility Truck	1.0	\$ 22.00	\$ 22.00	\$ 73.00
05/10	5925 FM 521	Additional time for process control. Checked blowers, solids, process system, clarifiers and generator.	Plant Operator Level III	1.5	\$ 55.00	\$ 82.50	
			Utility Truck	1.5	\$ 22.00	\$ 33.00	\$ 115.50
05/11	5925 FM 521	Responded to auto dialer call out for blower failure, replaced belt and reset auto dialer.	Plant Operator Level III-OT	2.0	\$ 82.50	\$ 165.00	
			Utility Truck	2.0	\$ 22.00	\$ 44.00	\$ 209.00
05/13	5925 FM 521	Responded to call out for blower failure, reset blower and auto dialer.	Plant Operator Level III	1.0	\$ 55.00	\$ 55.00	
			Utility Truck	1.0	\$ 22.00	\$ 22.00	\$ 77.00
05/14	5925 FM 521	Purchased supplies for facility use; settlometer, nets, poles and scrub brush.	Plant Operator Level II	0.5	\$ 51.00	\$ 25.50	
			Utility Truck Materials	0.5	\$ 22.00	\$ 11.00	
						\$ 494.82	\$ 531.32
05/14	5925 FM 521	Responded to call out for return pump not working, scheduled repairs.	Plant Operator Level III	0.5	\$ 55.00	\$ 27.50	
			Utility Truck	0.5	\$ 22.00	\$ 11.00	\$ 38.50
05/14	5925 FM 521	Responded to call out for generator running, checked plant and reset auto dialer.	Plant Operator Level III	0.5	\$ 55.00	\$ 27.50	
			Utility Truck	0.5	\$ 22.00	\$ 11.00	\$ 38.50

Date	Service Location	Work Description	Material/Labor Cost				Job Total
			Labor/Equip	Qty	Rate	Amount	
05/14	5925 FM 521	Investigated report of RAS pump 3 not running, checked pump and diagnosed issue as pump ragged up. Informed the onsite supervisor. Supervisor will derag pump.	Skilled Laborer	2.0	\$ 39.00	\$ 78.00	
			Supervisor	2.0	\$ 55.00	\$ 110.00	
			Utility Truck	4.0	\$ 22.00	\$ 88.00	\$ 276.00
05/14	5925 FM 521	Exercised generator for proper operations.	Plant Operator Level II	0.5	\$ 51.00	\$ 25.50	
			Utility Truck	0.5	\$ 22.00	\$ 11.00	\$ 36.50
05/14	5925 FM 521	Pulled raw samples for lab.	Plant Operator Level III	1.5	\$ 55.00	\$ 82.50	
			Utility Truck	1.5	\$ 22.00	\$ 33.00	\$ 115.50
05/14	5925 FM 521	Responded to call for blower failure, checked plant for proper operation. Reset blower and auto dialer.	Plant Operator Level III-OT	1.5	\$ 82.50	\$ 123.75	
			Utility Truck	1.5	\$ 22.00	\$ 33.00	\$ 156.75
05/14	5925 FM 521	Discussions with staff regarding I/I study and data gathering. Also WWTP field review.	CO Officer	2.5	\$ 80.00	\$ 200.00	
			1-Ton Utility Truck	2.5	\$ 35.00	\$ 87.50	\$ 287.50
05/15	5925 FM 521	Pulled raw samples for lab.	Plant Operator Level III	1.5	\$ 55.00	\$ 82.50	
			Utility Truck	1.5	\$ 22.00	\$ 33.00	\$ 115.50
05/15	5925 FM 521	Return pump #2 lost prime switch to return pump #1. Return pump #1 had a bad leak, contacted contractor for repairs. Turned return pump #3 on, it was ragged up. Removed side plates to take rags out. Primed return system back up and turned pump #3 on .	Plant Operator Level III	6.5	\$ 55.00	\$ 357.50	
			Plant Operator Level III-OT	1.0	\$ 82.50	\$ 82.50	
			Utility Truck	7.5	\$ 22.00	\$ 165.00	\$ 605.00
05/16	5925 FM 521	Cleaned contact chamber tank.	Plant Operator Level II	1.0	\$ 51.00	\$ 51.00	
			Utility Truck	1.0	\$ 22.00	\$ 22.00	\$ 73.00
05/17	5925 FM 521	Process control to maintain solids in SP.	Plant Operator Level II	8.5	\$ 51.00	\$ 433.50	
			Utility Truck	8.5	\$ 22.00	\$ 187.00	\$ 620.50

Date	Service Location	Work Description	Material/Labor Cost				Job Total
			Labor/Equip	Qty	Rate	Amount	
05/17	5925 FM 521	Met lab to pull samples.	Plant Operator Level III	1.0	\$ 55.00	\$ 55.00	
			Utility Truck	1.0	\$ 22.00	\$ 22.00	\$ 77.00
05/21	5925 FM 521	Pulled raw samples for lab.	Plant Operator Level III	1.5	\$ 55.00	\$ 82.50	
			Utility Truck	1.5	\$ 22.00	\$ 33.00	\$ 115.50
05/22	5925 FM 521	Additional time for process control. Checked blowers, solids and clarifiers.	Plant Operator Level III	0.5	\$ 55.00	\$ 27.50	
			Utility Truck	0.5	\$ 22.00	\$ 11.00	\$ 38.50
05/23	5925 FM 521	Exercised generator for proper operations.	Plant Operator Level II	0.5	\$ 51.00	\$ 25.50	
			Utility Truck	0.5	\$ 22.00	\$ 11.00	\$ 36.50
05/23	5925 FM 521	Additional time for process control. Checked solids, blanket and residual.	Supervisor	2.0	\$ 55.00	\$ 110.00	
			1-Ton Utility Truck	2.0	\$ 35.00	\$ 70.00	\$ 180.00
05/24	5925 FM 521	Process control to maintain solids in SP.	Plant Operator Level II	4.5	\$ 51.00	\$ 229.50	
			Plant Operator Level II-OT	0.5	\$ 76.50	\$ 38.25	
			Utility Truck	5.0	\$ 22.00	\$ 110.00	\$ 377.75
05/24	5925 FM 521	Pulled raw samples for lab.	Plant Operator Level II	2.0	\$ 51.00	\$ 102.00	
			Utility Truck	2.0	\$ 22.00	\$ 44.00	\$ 146.00
05/24	5925 FM 521	Met lab to pull samples.	Plant Operator Level III	1.0	\$ 55.00	\$ 55.00	
			Utility Truck	1.0	\$ 22.00	\$ 22.00	\$ 77.00
05/24	5925 FM 521	Checked samples before lab pulled them.	Plant Operator Level II-OT	0.5	\$ 76.50	\$ 38.25	
			Utility Truck	0.5	\$ 22.00	\$ 11.00	\$ 49.25
06/10	5925 FM 521	Ordered belts for pump next to contact chamber.	Plant Operator Level I	1.0	\$ 47.00	\$ 47.00	
			Supervisor	2.0	\$ 55.00	\$ 110.00	
			Utility Truck	3.0	\$ 22.00	\$ 66.00	
			Materials			\$ 27.41	\$ 250.41

Date	Service Location	Work Description	Material/Labor Cost				Job Total
			Labor/Equip	Qty	Rate	Amount	
May		Total Wastewater Plant				\$6,693.45	
		<u>Water Distribution</u>					
		Flushed dead end mains throughout district.	Skilled Laborer	5.5	\$ 39.00	\$ 214.50	
			Skilled Laborer-OT	1.0	\$ 58.50	\$ 58.50	
			Utility Truck	6.5	\$ 22.00	\$ 143.00	\$ 416.00
May	1623 Fleetwood Crossing 4963 Pine Haven Ln 5047 Pine Haven Ln 5715 Ladonia 6618 Greg	Verified proper operation of meter.	Plant Operator Level I	1.0	\$ 47.00	\$ 47.00	
			Plant Operator Level II	1.5	\$ 51.00	\$ 76.50	
			Utility Truck	2.5	\$ 22.00	\$ 55.00	\$ 178.50
May	1622 Fleetwood Crossing 322 Manor 415 Pinedale 5043 Natchez Trace 915 W Davis	Replaced 5/8" x 3/4" meter.	Rate	5.0	\$ 115.00	\$ 575.00	
			Utility Truck	5.0	\$ 22.00	\$ 110.00	\$ 685.00
May	1611 Fleetwood Crossing	Cleaned out meter box.	Plant Operator Level I	1.0	\$ 47.00	\$ 47.00	
			Utility Truck	1.0	\$ 22.00	\$ 22.00	\$ 69.00
May	6209 Fm 521 (1) Dom - Daycare	Verified water was still off at the meter after previous month's cut off. Pulled meters if necessary.	Plant Operator Level II	1.0	\$ 51.00	\$ 51.00	
			Utility Truck	1.0	\$ 22.00	\$ 22.00	\$ 73.00
May	21821 South Post Oak Blvd +	Located and marked water and sewer lines within the district.	Plant Operator Level II	2.5	\$ 51.00	\$ 127.50	
			Utility Truck	2.5	\$ 22.00	\$ 55.00	\$ 182.50
04/30	4930 Arvida Ln	Lowered meter box to grade.	Plant Operator Level I	1.0	\$ 47.00	\$ 47.00	
			Utility Truck	1.0	\$ 22.00	\$ 22.00	\$ 69.00
04/30	1623 Westway Dr	Flushed hydrants for water quality during the month.	Plant Operator Level I	1.0	\$ 47.00	\$ 47.00	
			Utility Truck	1.0	\$ 22.00	\$ 22.00	\$ 69.00