

**NOTICE OF MEETING
FORT BEND COUNTY FRESH WATER SUPPLY DISTRICT NO. 1
OF
FORT BEND COUNTY, TEXAS**

Notice is hereby given that the Board of Supervisors of Fort Bend County Fresh Water Supply District No. 1 will meet in special session via a telephonic conference meeting at 6:00 p.m. on Thursday, March 26, 2020. This telephonic conference meeting is authorized by the suspension of certain provisions of Chapter 551, Texas Government Code, as described below. The dial-in number for the meeting is 1-866-939-8416, Participant Code: 7659763#, and is also provided below. Electronic copies of the meeting materials are available at www.forthendwater1.com at such time as the meeting occurs or by contacting Deidra Daniels at ddaniels@sklaw.us. At the meeting the following items will be considered and acted on:

1. Hear from public (limited to 3 minutes per person).

2. Hear Report from Financial Advisor, and consider taking action thereon, including:

- A. Discussion of refunding opportunities.
- B. Discussion of financing options and proposed Series 2020 Bonds.

3. Review Bookkeeper's Report and consider taking action thereon, including:

- A. Approval of bills submitted to the District for payment.
- B. Review Investment Report and authorize necessary action in connection therewith.
- C. Review Collateral Pledge Report and Investment Policy and authorize necessary action in connection therewith including any amendments or changes thereto.

4. Review Tax Assessor/Collector's Report and consider taking action thereon, including:

- A. Approve write-offs as recommended by the Fort Bend County Tax Assessor/Collector.

5. Review Engineer's Report and consider taking action thereon, including:

- A. Report on status of projects including: (i) wastewater service to Fresno Gardens North, Gateway Acres and Fresno Ranchos, (ii) FM521 Sanitary Sewer Extension, and (iii) Water Plant No. 2, and take action related thereto, including authorize advertisement of bids, award of contracts, approval of pay estimates and change orders.
- B. Authorize Engineer to prepare plans and specification for water and wastewater systems projects as necessary.
- C. Authorize solicitation/advertisement of bids for construction of water system and wastewater system projects necessary.
- D. Report on status of project funding, and take necessary action related thereto.
- E. Consider and take action on requests for water and sanitary sewer service.
- F. Consider plant expansion and take any necessary appropriate action related thereto.

6. Review Operator's Report and consider taking action thereon, including:

- A. Approval of repairs to water and wastewater systems.
- B. Approval of requests for water taps.
- C. Approval of water termination list.

7. Attorney's Report and consider taking action thereon, including:

- A. Approval of minutes of meeting held on February 20, 2020.
- B. Discuss Regional Facilities Contract.
- C. Discuss options for conference call services, including review and approval of proposals.
- D. Discuss and consider purchase of tablets for District business.

8. Discuss Supervisors Election matters and consider taking action thereon, including:


- A. Review Proclamation from Governor of State of Texas and related guidance concerning options to postpone Supervisors Election due to COVID-19 Disaster.
- B. Consider adopting Order Postponing Supervisors Election.

9. Regional Plant Committee Report and consider taking action thereon.

Pursuant to the March 16, 2020, Declaration by the Governor of the State of Texas, certain requirements of Chapter 551, Texas Government Code, have been suspended in response to the Coronavirus (COVID-19) disaster. This action allows governmental bodies to conduct meetings by telephone or video conference to advance the public health goal of limiting face-to face meetings (also called "social distancing") to slow the spread of the Coronavirus (COVID-19).

**FORT BEND COUNTY FRESH WATER
SUPPLY DISTRICT NO. 1**

By:


Sanford Kuhl Hagan Kugle Parker Kahn LLP

TO ATTEND VIA TELEPHONE:

Dial: 1- 866-939-8416

Participant Code: 7659763#

FORT BEND COUNTY FRESH WATER SUPPLY DISTRICT NO. 1

SELECTION OF UNDERWRITER

Underwriter Rankings

Texas Special Districts
Senior Managed Competitive Transactions
March 15, 2019 – March 15, 2020

Firm	Sum of Par Amount	Number of Deals	Market Share
SAMCO Capital Markets	\$ 505,795,000	84	26.59%
Robert W. Baird & Co	\$ 360,120,000	55	18.93%
Raymond James	\$ 272,705,000	55	14.34%
RBC Capital Markets	\$ 179,760,000	32	9.45%
BOK Financial Securities	\$ 136,055,000	28	7.15%
Hilltop Securities Inc.	\$ 125,630,000	34	6.60%
Bank of America Merrill Lynch	\$ 71,445,000	5	3.76%
George K. Baum	\$ 60,595,000	10	3.19%
The Baker Group	\$ 34,415,000	7	1.81%
GMS Group	\$ 30,290,000	12	1.59%
Citigroup	\$ 30,000,000	1	1.58%
Piper Jaffray	\$ 16,340,000	2	0.86%
FMSbonds, Inc.	\$ 15,905,000	4	0.84%
UMB Bank	\$ 14,555,000	5	0.77%
Morgan Stanley	\$ 11,520,000	2	0.61%
Hutchinson Shockey Erley & Co.	\$ 11,520,000	3	0.61%
SWBC Investment Services LLC	\$ 10,410,000	2	0.55%
IFS Securities, Inc.	\$ 7,080,000	1	0.37%
Orec Securities	\$ 6,230,000	2	0.33%
Bernardi Securities	\$ 2,000,000	1	0.11%
Grand Total	\$ 1,902,370,000	345	100.00%

Prior Experience with the District

Issuance

Initial Purchaser

Unlimited Tax Bonds, Series 2019 -----	Texas Water Development Board
Unlimited Tax Refunding Bonds, Series 2017 -----	Raymond James & Associates, Inc.
Unlimited Tax Refunding Bonds, Series 2016 -----	FMSbonds, Inc.
Unlimited Tax Bonds, Series 2015 -----	Texas Water Development Board
Unlimited Tax Bonds, Series 2010A -----	Texas Water Development Board
Unlimited Tax Bonds, Series 2010 -----	Texas Water Development Board
Unlimited Tax Bonds, Series 2008 -----	Texas Water Development Board
Sanitary Sewer System Unlimited Tax Bonds, Series 2006A-----	Texas Water Development Board

Fort Bend County Fresh Water Supply District No. 1

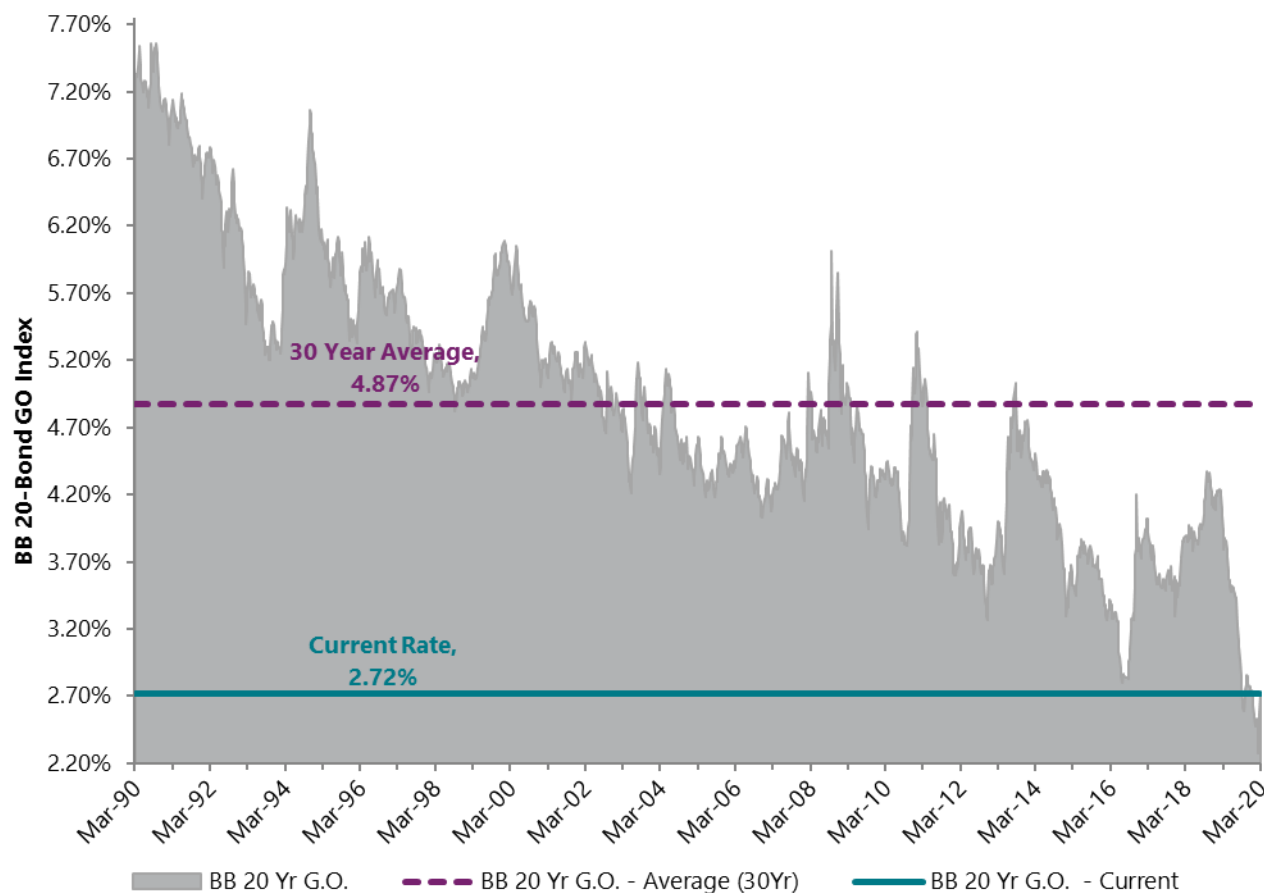

Potential Refunding

March 26, 2020

Robert W. Baird & Co. Incorporated ("Baird") is providing this information to you for discussion purposes only in seeking to serve as a financial advisor or municipal advisor to you on a possible issuance of municipal securities. Baird is a municipal advisor registered with the Securities and Exchange Commission and the Municipal Securities Rulemaking Board. A financial advisor or municipal advisor is subject to a fiduciary duty, including a duty of care and a duty of loyalty, and is required to act solely in the best interests of the client. See "Disclosure When Baird's Role is Financial Advisor" contained herein.

Bond Buyer 20-Bond Index (30-Year History)

% Of Time Rates Have Been Above Or Below Current Level (In Basis Points)



What is the Bond Buyer 20-Bond Index?

General Obligation Bonds maturing in 20 years are used in compiling these indexes. The 20-bond index has an average rating equivalent to Moody's Aa2 and S&P's AA.

Source: The Bond Buyer as of March 19, 2020.

Summary of Assumptions

➤ **Dated / Delivery Date for the Refunding Bonds:**

- May 1, 2020 / May 19, 2020

➤ **Principal and Interest Dates for the Refunding Bonds:**

- Principal: August 15
- Interest: February 15 and August 15

➤ **Municipal Bond Rating and Insurance:**

- We have assumed that the refunding bonds will maintain the District's 'Baa1' underlying credit rating.
- For purposes of this analysis, we have assumed that municipal bond insurance will be available for purchase at 40 basis points of total debt service.

➤ **Interest Rate:**

- The interest rate scale used in the analysis is reflective of interest rates on similar issues pricing in the market as of March 25, 2020.

➤ **Refunding Candidates:**

- The analysis assumes the following bonds will be refunded:

Refunding Candidates					
Series	Maturities to be Refunded	Refunded Par Amount	Call Date	Call Price	Average Coupon
Unlimited Tax Bonds, Series 2008	2022 to 2024	\$ 760,000	5/19/2020	100.000	4.572%
Unlimited Tax Bonds, Series 2010	2023 to 2039	3,830,000	8/15/2020	100.000	4.461%
Total		\$ 4,590,000			4.467%

Refunding Analysis

- Based on current market conditions, the District can refund a portion of the following bonds to produce debt service savings:
 - Unlimited Tax Bonds, Series 2008
 - Unlimited Tax Bonds, Series 2010

Summary of Potential Refunding Results		
Refunding Par	\$	4,690,000
Refunded Par	\$	4,590,000
Escrow Yield		0.020%
All in TIC		3.299%
Arbitrage Yield		2.620%
Net Debt Service Savings	\$	570,998
Average Annual Savings	\$	28,550
PV Savings (1)	\$	419,156
PV Savings as a % of Refunded Par		9.132%

(1) Present Value is discounted using All-in-TIC

Summary of Proposed Refunded Bonds

Unlimited Tax Bonds, Series 2008				
Maturity	Coupon	Refunded Par	Call Date	Call Price
8/15/2022	4.510%	\$ 240,000	5/19/2020	100.000
8/15/2023	4.560%	255,000	5/19/2020	100.000
8/15/2024	4.610%	265,000	5/19/2020	100.000
Total		\$ 760,000		

Unlimited Tax Bonds, Series 2010				
Maturity	Coupon	Refunded Par	Call Date	Call Price
8/15/2023	3.850%	\$ 160,000	8/15/2020	100.000
8/15/2024	3.950%	165,000	8/15/2020	100.000
8/15/2025	4.000%	170,000	8/15/2020	100.000
8/15/2026	4.050%	180,000	8/15/2020	100.000
8/15/2027	4.150%	185,000	8/15/2020	100.000
8/15/2028	4.250%	195,000	8/15/2020	100.000
8/15/2029	4.300%	200,000	8/15/2020	100.000
8/15/2030	4.350%	210,000	8/15/2020	100.000
8/15/2031	4.400%	220,000	8/15/2020	100.000
8/15/2032	4.400%	230,000	8/15/2020	100.000
8/15/2033	4.450%	240,000	8/15/2020	100.000
8/15/2034	4.450%	250,000	8/15/2020	100.000
8/15/2035	4.550%	260,000	8/15/2020	100.000
8/15/2036	4.600%	270,000	8/15/2020	100.000
8/15/2037	4.600%	285,000	8/15/2020	100.000
8/15/2038	4.600%	300,000	8/15/2020	100.000
8/15/2039	4.600%	310,000	8/15/2020	100.000
Total		\$ 3,830,000		

Proposed Bond Pricing

Potential Bond Pricing				
Maturity Date	Amount	Rate	Yield	Price
8/15/2021	\$ 15,000	2.500%	1.580%	101.123
8/15/2022	250,000	2.500%	1.690%	101.770
8/15/2023	425,000	4.500%	1.750%	108.620
8/15/2024	440,000	4.500%	1.800%	110.969
8/15/2025	185,000	4.500%	1.880%	113.010
8/15/2026	195,000	4.500%	1.960%	112.585
8/15/2027	200,000	4.500%	2.060%	112.055
8/15/2028	210,000	3.500%	2.150%	106.652
8/15/2029	215,000	3.500%	2.240%	106.193
8/15/2030	225,000	3.500%	2.280%	105.989
8/15/2031	230,000	3.500%	2.320%	105.786
8/15/2032	240,000	3.500%	2.360%	105.584
8/15/2033	250,000	2.500%	2.590%	98.994
8/15/2034	255,000	2.500%	2.660%	98.111
8/15/2035	260,000	2.500%	2.730%	97.146
8/15/2036	260,000	2.625%	2.830%	97.343
8/15/2037	270,000	2.750%	2.880%	98.240
8/15/2038	280,000	2.750%	2.920%	97.606
8/15/2039	285,000	2.750%	2.960%	96.933
Total	\$4,690,000			

Proposed Debt Service Savings Summary

Potential Refunding Effects						
Date	Outstanding Debt Service	Less: Refunded Debt Service	Plus: New Principal	Plus: New Interest	Total Debt Service	Savings
4/30/2021	\$ 2,135,382	\$ 202,161	\$ -	\$ 126,035	\$ 2,059,255	\$ 27,114
4/30/2022	2,138,203	202,161	15,000	159,575	2,110,617	27,586
4/30/2023	2,138,954	436,749	250,000	156,263	2,108,468	30,487
4/30/2024	2,146,505	597,443	425,000	143,575	2,117,637	28,868
4/30/2025	2,135,879	594,182	440,000	124,113	2,105,809	30,070
4/30/2026	2,134,209	321,415	185,000	110,050	2,107,844	26,365
4/30/2027	2,136,237	324,370	195,000	101,500	2,108,367	27,870
4/30/2028	2,140,722	321,886	200,000	92,613	2,111,448	29,274
4/30/2029	1,694,021	323,904	210,000	84,438	1,664,555	29,466
4/30/2030	1,691,499	320,460	215,000	77,000	1,663,039	28,460
4/30/2031	1,687,082	321,593	225,000	69,300	1,659,789	27,293
4/30/2032	1,665,398	322,185	230,000	61,338	1,634,550	30,848
4/30/2033	1,661,490	322,285	240,000	53,113	1,632,317	29,173
4/30/2034	1,650,804	321,885	250,000	45,788	1,624,707	26,098
4/30/2035	1,657,708	320,983	255,000	39,475	1,631,201	26,508
4/30/2036	1,651,917	319,505	260,000	33,038	1,625,449	26,468
4/30/2037	1,648,795	317,380	260,000	26,375	1,617,790	31,005
4/30/2038	1,648,268	319,615	270,000	19,250	1,617,903	30,365
4/30/2039	1,355,455	321,160	280,000	11,688	1,325,982	29,473
4/30/2040	865,478	317,130	285,000	3,919	837,267	28,211
4/30/2041	546,138	-	-	-	546,138	-
4/30/2042	548,020	-	-	-	548,020	-
4/30/2043	544,022	-	-	-	544,022	-
4/30/2044	544,222	-	-	-	544,222	-
4/30/2045	548,402	-	-	-	548,402	-
4/30/2046	541,665	-	-	-	541,665	-
4/30/2047	98,780	-	-	-	98,780	-
4/30/2048	99,982	-	-	-	99,982	-
4/30/2049	96,076	-	-	-	96,076	-
4/30/2050	97,062	-	-	-	97,062	-
Total	\$ 39,648,369	\$ 6,848,451	\$ 4,690,000	\$ 1,538,441	\$ 39,028,359	\$ 570,998

Sources and Uses

Sources		
Bond Proceeds:		
Par Amount	\$	4,690,000.00
Accrued Interest	\$	7,988.13
Original Issue Discount	\$	(41,856.70)
Premium	\$	229,680.10
Other Sources of Funds:		
Prior Debt Service Funds	\$	57,000.00
Total	\$	4,942,811.53

Uses		
Refunding Escrow Deposits:		
Cash Deposit	\$	769,052.88
SLGS Purchases	\$	3,913,557.00
Delivery Date Expenses:		
Underwriter's Discount	\$	46,900.00
Other Delivery Date Expenses:		
Bond Insurance	\$	24,913.76
Other Fund Deposits:		
Accrued Interest	\$	7,988.13
Other Uses of Funds:		
Additional Proceeds	\$	1,509.76
Cost of Issuance:		
Bond Counsel	\$	93,800.00
Financial Advisor	\$	46,900.00
Attorney General	\$	4,690.00
Rating	\$	10,000.00
Printing	\$	5,000.00
Paying/Escrow Agent	\$	5,000.00
Verification Agent	\$	3,500.00
Miscellaneous	\$	10,000.00
Total	\$	4,942,811.53

Disclosure When Baird's Role is Financial Advisor

Robert W. Baird & Co. Incorporated ("Baird") is providing you with the information contained herein and/or accompanying materials (the "Materials") for discussion purposes only in seeking to serve as a financial advisor or municipal advisor to you on a possible issuance of municipal securities. Baird is a municipal advisor registered with the Securities and Exchange Commission and the Municipal Securities Rulemaking Board ("MSRB").

If Baird is hired as financial advisor in connection with an issuance of municipal securities, Baird will provide municipal advisory services with respect to the issuance of municipal securities, including advice, recommendations and other assistance regarding the structure, timing, terms and other similar matters concerning the particular issuance of municipal securities for which you may be considering. As such, Baird will serve as a fiduciary and act solely in your best interest. Baird's fiduciary duties as your financial advisor will include the duty of care and the duty of loyalty. Under MSRB Rule G-23, if Baird is hired as financial advisor with respect to an issuance of municipal securities, Baird will not be able to serve as underwriter or placement agent for that issuance.

Should you want Baird serve in a different capacity, such as underwriter or placement agent, you should notify Baird of such decision immediately and Baird will provide additional disclosures to you which will describe the role of underwriter or placement agent and explain any actual or potential conflicts of interest inherent in that role.

The Materials do not include any proposals, recommendations or suggestions that you take or refrain from taking any action with regard to an issuance of municipal securities and are not intended to be and should not be construed as "advice" within the meaning of Section 15B of the Securities Exchange Act of 1934 or Rule 15Ba1-1 thereunder. The Materials are intended to provide information of a factual, objective or educational nature, as well as general information about Baird (including its Public Finance unit) and its experience, qualifications and capabilities.

Any information or estimates contained in the Materials are based on publicly available data, including information about recent transactions believed to be comparable, and Baird's experience, and are subject to change without notice. Interested parties are advised to contact Baird for more information.

If you have any questions or concerns about the above disclosures, please contact Baird Public Finance.

IRS Circular 230 Disclosure: To ensure compliance with requirements imposed by the IRS, we inform you that the Materials do not constitute tax advice and shall not be used for the purpose of (i) avoiding tax penalties or (ii) promoting, marketing or recommending to another party any transaction or matter addressed herein.



MUNICIPAL ACCOUNTS
& CONSULTING, L.P.

Fort Bend County Fresh Water Supply District No. 1

Bookkeeper's Report

March 19, 2020

Cash Flow Report - Checking Account

As of March 19, 2020

Num	Name	Memo	Amount	Balance
BALANCE AS OF 02/21/2020				\$1,400.65
Receipts				
	Interest Earned on Checking		30.69	
	Transfer from Lockbox		117,494.04	
	City of Arcola Joint Water Payment		8,497.94	
	Quality Paint & Body - Water Application Fee		500.00	
	Interest Earned on Lonestar Bank CD		5,530.62	
	Wire Transfer from Money Market		520,000.00	
Total Receipts				652,053.29
Disbursements				
5397	Paul Hamilton	VOID: Fees of Office - 2/20/2020	0.00	
5411	Hudson Energy Services, LLC	Utility Expense	(3,170.27)	
5414	Void Check	Void	0.00	
5415	Fort Bend County Tax Office	Election Expense	(3,700.00)	
5416	Calvin Cashier	Fees of Office - 3/19/2020	(162.10)	
5417	Gregory Fleck	Fees of Office - 3/19/2020	(138.53)	
5418	Paul Hamilton	Fees of Office - 3/19/2020	(162.10)	
5419	Rosa Linda Medina	Fees of Office - 3/19/2020	(137.10)	
5420	Paul Hamilton	Fees of Office - 2/24/2020	(138.52)	
5421	Association of Water Board Directors	2020 AWBD Annual Conference Registration - R.	(375.00)	
5422	CDC Unlimited, LLC	Mowing Expense	(75.00)	
5423	City of Arcola	Sewer Collections	(4,377.04)	
5424	DXI Industries, Inc.	Chemical Expense	(138.96)	
5425	Envirodyne Laboratories, Inc	Laboratory Fees	(80.00)	
5426	Environmental Development Partners	Service & Operations	(24,982.75)	
5427	Fresno VFD	Voluntary Fire Department Collections	(1,019.06)	
5428	Geotest Engineering, Inc.	Fresno Gardens Wastewater Collection System	(8,425.55)	
5429	Jacobs Engineering Group, Inc.	Engineering Fees	(39,196.87)	
5430	McCall Gibson Swedlund Barfoot PLLC	Auditing Fees	(14,000.00)	
5431	Municipal Accounts & Consulting, LP	Bookkeeping Fees	(4,602.16)	
5432	North Fort Bend Water Authority	Pumpage Fees	(39,073.40)	
5433	R Construction Company	PE #4 - Fresno Gardens North WWCS	(487,324.80)	
5434	Sanford Kuhl Hagan Kugle Parker Kahn LLP	Legal Fees	(14,146.44)	
5435	Hudson Energy Services, LLC	Utility Expense	0.00	
5436	Fort Bend Central Appraisal District	Central Appraisal District Fees	(3,671.81)	
ACH	Frontier Communications	Telephone Expense	(136.26)	
Fee	Compass Bank	Bank Service Charge	(18.00)	
Total Disbursements				(649,251.72)
BALANCE AS OF 03/19/2020				\$4,202.22

Cash Flow Report - Compass Lockbox Account

As of March 19, 2020

Num	Name	Memo	Amount	Balance
BALANCE AS OF 02/21/2020				\$2,089.88
Receipts				
	Interest Earned on Checking		1.07	
	Accounts Receivable		77,865.35	
	Accounts Receivable		38,944.30	
Total Receipts				116,810.72
Disbursements				
Wire	Fort Bend County FWSD No 1	Transfer to Checking	(117,494.04)	
Wire	Fort Bend County FWSD No 1	Returned Check (1)	(41.26)	
Total Disbursements				(117,535.30)
BALANCE AS OF 03/19/2020				\$1,365.30

Cash Flow Report - Checking Account

As of March 19, 2020

Num	Name	Memo	Amount	Balance
BALANCE AS OF 02/21/2020				\$124,010.24
Receipts				
	Series 2010 - Wire Transfer		218.73	
	Interest Earned on Checking		42.10	
Total Receipts				260.83
Disbursements				
Svc Chg	Compass Bank	Bank Service Charge	(18.00)	
Total Disbursements				(18.00)
BALANCE AS OF 03/19/2020				\$124,253.07

Account Balances

As of March 19, 2020

Financial Institution (Acct Number)	Issue Date	Maturity Date	Interest Rate	Account Balance	Notes
Fund: Operating					
Certificates of Deposit					
INDEPENDENT BANK (XXXX6741)	04/30/2019	04/29/2020	2.70 %	240,000.00	
PIONEER BANK (XXXX2548)	05/28/2019	05/28/2020	2.65 %	240,000.00	
THIRD COAST BANK, SSB (XXXX6605)	05/31/2019	05/30/2020	2.60 %	240,000.00	
BBVA USA-PREMIER (XXXX1963)	07/02/2019	06/30/2020	2.50 %	240,000.00	
CADENCE BANK (XXXX8177)	07/31/2019	07/31/2020	2.45 %	240,000.00	
PLAINS STATE BANK (XXXX0811)	09/02/2019	09/02/2020	2.00 %	240,000.00	
SPIRIT OF TEXAS BANK (XXXX6670)	09/30/2019	09/29/2020	2.45 %	240,000.00	
BANCORPSOUTH (XXXX3088)	10/31/2019	10/30/2020	2.25 %	240,000.00	
VERITEX COMMUNITY BANK (XXXX0266)	11/26/2019	11/25/2020	1.80 %	240,000.00	
COMMUNITY BANK OF TX (XXXX1033)	01/02/2020	12/29/2020	2.00 %	240,000.00	
FRONTIER BANK (XXXX2246)	01/24/2020	01/23/2021	1.90 %	240,000.00	
LONE STAR BANK (XXXX2413)	02/25/2020	02/24/2021	1.98 %	240,000.00	
Money Market Funds					
TEXPOOL (XXXX0001)	12/31/2017		1.59 %	4,190,074.31	
Checking Account(s)					
BBVA USA-CHECKING (XXXX3071)			0.15 %	1,365.30	Compass Lockbox
BBVA USA-CHECKING (XXXX0647)			0.15 %	4,202.22	Checking Account
Totals for Operating Fund:				\$7,075,641.83	
Fund: Capital Projects					
Money Market Funds					
BOK Financial (XXXX01-1)	12/31/2017		0.88 %	2,082,894.33	SR 2015 - DFund
Checking Account(s)					
BBVA USA-CHECKING (XXXX4829)			0.15 %	124,253.07	Checking Account
Totals for Capital Projects Fund:				\$2,207,147.40	
Fund: Debt Service					
Certificates of Deposit					
SPIRIT OF TX BANK - DEBT (XXXX0152)	08/06/2019	08/02/2020	2.45 %	240,000.00	
FRONTIER BANK - DEBT (XXXX2126)	08/05/2019	08/04/2020	2.58 %	240,000.00	
BANCORPSOUTH - DEBT (XXXX4984)	08/06/2019	08/05/2020	2.75 %	240,000.00	
TEXAS CAPITAL BANK-DEBT (XXXX0319)	08/06/2019	08/05/2020	2.60 %	240,000.00	
PLAINS STATE BANK - DEBT (XXXX0760)	08/06/2019	08/06/2020	2.35 %	240,000.00	
THIRD COAST BANK-DEBT (XXXX6589)	01/23/2020	01/22/2021	1.80 %	240,000.00	
COMMUNITY BANK OF TX-DEBT (XXXX3362)	02/27/2020	02/26/2021	1.75 %	240,000.00	
INDEPENDENT BANK-DEBT (XXXX0365)	02/27/2020	02/26/2021	1.65 %	240,000.00	
SOUTH STAR BANK-DEBT (XXXX0134)	02/27/2020	02/27/2021	1.75 %	240,000.00	
CENTRAL BANK (XXXX1000)	02/28/2020	02/27/2021	1.60 %	240,000.00	
Money Market Funds					
BBVA USA-DEBT (XXXX5145)	12/31/2017		0.25 %	694,340.92	Tax

Account Balances

As of March 19, 2020

Financial Institution (Acct Number)	Issue Date	Maturity Date	Interest Rate	Account Balance	Notes
Fund: Debt Service					
Money Market Funds					
TEXPOOL (XXXX0002)	12/31/2017		1.59 %	132,074.94	
Totals for Debt Service Fund:				\$3,226,415.86	
Grand total for Fort Bend County Fresh Water Supply District No. 1:				\$12,509,205.09	

Fort Bend Fresh Water Supply District No 1

Capital Projects Fund Breakdown 3/19/2020

Net Proceeds for All Bond Issues

Receipts

Series 2015 - Dfund	\$2,495,655.26
Series 2015 - Interest Earnings	48,301.36
Series 2019 - Bond Proceeds	1,745,000.00
Series 2019 - Interest Earnings	-

Disbursements

Series 2015 DFund Disbursements (Attached)	(336,809.22)
Series 2019 - Disbursements (Attached)	(74,121.39)

Total Cash Balance	\$3,878,026.01
---------------------------	-----------------------

Balances by Account

Checking - Compass (Series 2015)	\$124,253.07
Series 2015 - Dfund - BOK	2,082,894.33
Series 2019 - Held by Escrow Agent	1,670,878.61

Total Cash Balance	\$3,878,026.01
---------------------------	-----------------------

Balances by Bond Series

Series 2015 - Dfund	\$2,207,147.40
Series 2019 - Bond Proceeds - Held by Escrow Agent	1,670,878.61

Total Cash Balance	\$3,878,026.01
---------------------------	-----------------------

Remaining Costs Bond Series

Series 2015 - Dfund	\$2,158,203.27
Series 2019 - Remaining Costs - Held by Escrow Agent	1,670,878.61

Total Amount in Remaining Costs	\$3,829,081.88
----------------------------------------	-----------------------

Series 2015 - Dfund	\$48,944.13
Series 2019 - Surplus & Interest	-

Total Surplus & Interest Balance	\$48,944.13
---------------------------------------------	--------------------

Total Remaining Costs/Surplus	\$3,878,026.01
--------------------------------------	-----------------------

Fort Bend Fresh Water Supply No. 1
SERIES 2015 Dfund
COST COMPARISON

<u>CONSTRUCTION COSTS</u>	<u>USE OF PROCEEDS</u>	<u>ACTUAL COSTS</u>	<u>REMAINING COSTS</u>	<u>VARIANCE (OVER)/UNDER</u>
A. Construction Items				
1 Total Balance as of 09/30/2018		-	-	-
2 Water Plant No 2	1,979,022.01	-	1,979,022.01	-
3 Design Phase Engineering	271,500.00	245,518.74	25,981.26	-
4 Const Phase Engineering	48,000.00	-	48,000.00	-
5 Environmental Assessment	36,000.00	35,357.23	-	642.77
6 Construction Observation	81,500.00	-	81,500.00	-
7 Subsurface Utility Investigation	5,573.50	5,573.50	-	-
8 Surveying	32,060.00	23,360.00	8,700.00	-
9 Material Testing	15,000.00	-	15,000.00	-
10 Geotechnical Investigation	10,500.00	10,500.00	-	-
11 Well Sitting Study	8,999.75	8,999.75	-	-
12 Potential Pollution Hazard Study	7,500.00	7,500.00	-	-
TOTAL CONSTRUCTION COSTS	<u>2,495,655.26</u>	<u>336,809.22</u>	<u>2,158,203.27</u>	<u>642.77</u>
TOTAL	<u><u>2,495,655.26</u></u>	<u><u>336,809.22</u></u>	<u><u>2,158,203.27</u></u>	<u><u>642.77</u></u>

Interest Earned 48,301.36

Total Remaining Costs & Interest 2,206,504.63

Total Surplus & Interest 48,944.13

Total Remaining Costs, Surplus, & Interest 2,207,147.40

**Fort Bend Fresh Water Supply No. 1
SERIES 2019
COST COMPARISON**

<u>CONSTRUCTION COSTS</u>	<u>USE OF PROCEEDS</u>	<u>ACTUAL COSTS</u>	<u>REMAINING COSTS</u>	<u>VARIANCE (OVER)/UNDER</u>
B. District Items				
1 TWDB Issue	1,670,878.61	-	1,670,878.61	-
Subtotal District Items	1,670,878.61	-	1,670,878.61	-
TOTAL CONSTRUCTION COSTS	1,670,878.61	-	1,670,878.61	-
 <u>NON-CONSTRUCTION COSTS</u>				
A Legal Fees	36,591.00	36,591.00	-	-
B Fiscal Agent Fees	35,035.39	35,035.39	-	-
F Bond Issuance Expenses	750.00	750.00	-	-
G Attorney General Fee	1,745.00	1,745.00	-	-
TOTAL NON-CONSTRUCTION COSTS	74,121.39	74,121.39	-	-
TOTAL BOND ISSUE REQUIREMENT	1,745,000.00	74,121.39	1,670,878.61	-
			Interest Earned	0.00
			Total Remaining Costs & Interest	1,670,878.61
			Total Surplus & Interest	0.00

Fort Bend County FWSD No. 1 - GOF
Actual vs. Budget Comparison

January 2020

		January 2020			January 2020 - January 2020			Annual
		Actual	Budget	Over/(Under)	Actual	Budget	Over/(Under)	Budget
Revenues								
14110	Water - Customer Service Revenu	39,178	40,000	(822)	39,178	40,000	(822)	500,000
14112	Regional Water Authority Fees	29,947	25,000	4,947	29,947	25,000	4,947	340,000
14140	Connection Fees	1,200	625	575	1,200	625	575	7,500
14150	Tap Connections	9,400	4,167	5,233	9,400	4,167	5,233	50,000
14160	Service Application Fees	500	250	250	500	250	250	3,000
14210	Sewer - Customer Service Fee	13,160	12,500	660	13,160	12,500	660	150,000
14220	Inspection Fees	725	1,000	(275)	725	1,000	(275)	12,000
14310	Penalties & Interest	3,046	2,167	880	3,046	2,167	880	26,000
14330	Miscellaneous Income	2,370	83	2,287	2,370	83	2,287	1,000
14340	Delinquent Tax Attorney Fees	3,646	1,667	1,980	3,646	1,667	1,980	20,000
14350	Maintenance Tax Collections	849,555	850,000	(445)	849,555	850,000	(445)	1,525,767
14351	Penalty & Interest on Tax	2,774	2,917	(142)	2,774	2,917	(142)	35,000
14365	Interest Earned on Checking	26	63	(37)	26	63	(37)	750
14370	Interest Earned on Temp. Invest	15,872	5,000	10,872	15,872	5,000	10,872	60,000
14410	Water Plant Operations COA	17,287	12,500	4,787	17,287	12,500	4,787	150,000
14420	Arcola Capital Recovery	5,000	5,000	0	5,000	5,000	0	60,000
Total Revenues		993,687	962,937	30,750	993,687	962,937	30,750	2,941,017
Expenditures								
16105	Operator Expense	7,443	8,333	(890)	7,443	8,333	(890)	100,000
16110	Tap Connection Expense	6,274	3,333	2,941	6,274	3,333	2,941	40,000
16130	Maintenance & Repairs	29,715	20,833	8,882	29,715	20,833	8,882	250,000
16140	Chemicals	139	500	(361)	139	500	(361)	6,000
16150	Laboratory Expense	80	750	(670)	80	750	(670)	9,000
16160	Utilities	3,586	4,167	(580)	3,586	4,167	(580)	50,000
16210	Inspection Expense	806	1,667	(860)	806	1,667	(860)	20,000
16234	Water Authority Pumpage-COA	9,184	9,583	(399)	9,184	9,583	(399)	115,000
16235	Water Authority Pumpage Fees	32,701	35,417	(2,715)	32,701	35,417	(2,715)	425,000
16236	Arcola WWTP Expenses	(9,800)	20,833	(30,633)	(9,800)	20,833	(30,633)	250,000
16320	Tax Assessor/Collector Fees	0	2,000	(2,000)	0	2,000	(2,000)	24,000
16330	Legal Fees	15,445	16,667	(1,222)	15,445	16,667	(1,222)	200,000
16340	Auditing Fees	0	0	0	0	0	0	25,000
16350	Engineering Fees	20,166	25,000	(4,834)	20,166	25,000	(4,834)	300,000
16360	Delinquent Tax Attorney Expense	3,646	1,667	1,980	3,646	1,667	1,980	20,000
16370	Election Expense	630	0	630	630	0	630	0
16380	Permit Expense	0	0	0	0	0	0	6,000
16390	Telephone Expense	136	150	(14)	136	150	(14)	1,800
16410	Sales Tax Tracking	0	1,500	(1,500)	0	1,500	(1,500)	18,000
16430	Bookkeeping Fees	3,250	3,333	(83)	3,250	3,333	(83)	40,000
16455	SB 622 Publications	0	167	(167)	0	167	(167)	2,000
16460	Printing & Office Supplies	2,624	2,083	540	2,624	2,083	540	25,000
16480	Delivery Expense	81	125	(44)	81	125	(44)	1,500
16490	Website Services	0	167	(167)	0	167	(167)	2,000
16495	Dues & Subscriptions	0	58	(58)	0	58	(58)	700
16520	Postage	685	667	19	685	667	19	8,000
16530	Insurance & Surety Bond	0	1,000	(1,000)	0	1,000	(1,000)	12,000
16540	Travel Expense	57	417	(360)	57	417	(360)	5,000
16560	Miscellaneous Expense	61	542	(481)	61	542	(481)	6,500
16580	Bank Service Charge	58	200	(142)	58	200	(142)	2,400
16590	Seminar Expense	0	292	(292)	0	292	(292)	3,500
16600	Payroll Expenses	750	1,142	(392)	750	1,142	(392)	13,700

Actual vs. Budget Comparison

January 2020

		January 2020			January 2020 - January 2020			Annual
		Actual	Budget	Over/(Under)	Actual	Budget	Over/(Under)	Budget
Expenditures								
16620	Payroll Tax Expense	57	104	(47)	57	104	(47)	1,250
Total Expenditures		127,777	162,696	(34,918)	127,777	162,696	(34,918)	1,983,350
Other Expenditures								
16750	Capital Outlay	20,383	21,000	(617)	20,383	21,000	(617)	250,000
16751	Cap Outlay - Fresno Garden WWCS	8,904	0	8,904	8,904	0	8,904	0
16752	Cap Outlay - Fresno Ranchos Pro	2,288	0	2,288	2,288	0	2,288	0
Total Other Expenditures		31,575	21,000	10,575	31,575	21,000	10,575	250,000
Excess Revenues (Expenditures)		\$834,335	\$779,242	\$55,093	\$834,335	\$779,242	\$55,093	\$707,667

Balance Sheet

As of January 31, 2020

	Jan 31, 20
<hr/>	
ASSETS	
Current Assets	
Checking/Savings	
11100 · Cash in Bank	169,230
11110 · Compass Lockbox	2,090
Total Checking/Savings	171,320
Other Current Assets	
11300 · Time Deposits	6,534,971
11500 · Accounts Receivable	267,883
11510 · A/R - Arcola Water	31,587
11520 · Maintenance Tax Receivable	613,658
11580 · Accrued Interest	36,738
11730 · Due From DSF	1,120,198
11740 · Due From CPF	865
Total Other Current Assets	8,605,899
Total Current Assets	8,777,219
TOTAL ASSETS	8,777,219
	<hr/> <hr/>
LIABILITIES & EQUITY	
Liabilities	
Current Liabilities	
Accounts Payable	
12000 · Accounts Payable	172,128
Total Accounts Payable	172,128
Other Current Liabilities	
12100 · Payroll Liabilities	140
12350 · Due To Volunteer Fire Dept	1,529
12610 · Customer Meter Deposits	93,432
12730 · Due To COA-Sewer Collections	7,090
12780 · Deferred Inflows Property Taxes	918,785
Total Other Current Liabilities	1,020,976
Total Current Liabilities	1,193,105
Total Liabilities	1,193,105
Equity	
13010 · Unassigned Fund Balance	6,749,780
Net Income	834,335
Total Equity	7,584,115
TOTAL LIABILITIES & EQUITY	8,777,219
	<hr/> <hr/>

District Debt Service Payments

02/01/2020 - 12/31/2020

Paying Agent	Series	Date Due	Date Paid	Principal	Interest	Total Due
Debt Service Payment Due 02/15/2020						
Wells Fargo Bank, NA	2006A	02/15/2020	02/14/2020	0.00	43,417.50	43,417.50
Wells Fargo Bank, NA	2008	02/15/2020	02/14/2020	0.00	27,426.75	27,426.75
Wells Fargo Bank, NA	2010	02/15/2020	02/14/2020	0.00	91,620.00	91,620.00
Amegy Bank of Texas	2015	02/15/2020	02/14/2020	0.00	133,441.00	133,441.00
Amegy Bank of Texas	2016R	02/15/2020	02/14/2020	0.00	61,900.00	61,900.00
Amegy Bank of Texas	2017R	02/15/2020	02/14/2020	0.00	106,200.00	106,200.00
Bank of New York	2019	02/15/2020	02/14/2020	0.00	18,527.62	18,527.62
Total Due 02/15/2020				0.00	482,532.87	482,532.87
Debt Service Payment Due 08/15/2020						
Wells Fargo Bank, NA	2006A	08/15/2020		365,000.00	43,417.50	408,417.50
Wells Fargo Bank, NA	2008	08/15/2020		220,000.00	27,426.75	247,426.75
Wells Fargo Bank, NA	2010	08/15/2020		140,000.00	91,620.00	231,620.00
Wells Fargo Bank, NA	2010A	08/15/2020		30,000.00	0.00	30,000.00
Amegy Bank of Texas	2015	08/15/2020		190,000.00	133,441.00	323,441.00
Amegy Bank of Texas	2016R	08/15/2020		175,000.00	61,900.00	236,900.00
Amegy Bank of Texas	2017R	08/15/2020		10,000.00	106,200.00	116,200.00
Bank of New York	2019	08/15/2020		30,000.00	31,462.00	61,462.00
Total Due 08/15/2020				1,160,000.00	495,467.25	1,655,467.25
District Total				\$1,160,000.00	\$978,000.12	\$2,138,000.12

Fort Bend County Fresh Water Supply District No 1
Cash Flow Forecast

	<u>Dec-20</u>	<u>Dec-21</u>	<u>Dec-22</u>	<u>Dec-23</u>	<u>Dec-24</u>
Assessed Value	\$362,070,928	\$362,070,928	\$362,070,928	\$362,070,928	\$362,070,928
Maintenance Tax Rate	\$0.43	\$0.43	\$0.43	\$0.43	\$0.43
Maintenance Tax	\$1,525,767	\$1,525,767	\$1,525,767	\$1,525,767	\$1,525,767
% Change in Water Rate	3.00%	3.00%	3.00%	3.00%	3.00%
% Change in Sewer Rate	3.00%	3.00%	3.00%	3.00%	3.00%
% Change in NFBWA	10.00%	10.00%	10.00%	10.00%	10.00%
% Change in Expenses	5.00%	5.00%	5.00%	5.00%	5.00%
Beginning Cash Balance	\$6,691,323	\$5,138,990	\$4,245,252	\$5,096,149	\$5,887,411
<u>Revenues</u>					
Maintenance Tax	\$1,525,767	\$1,525,767	\$1,525,767	\$1,525,767	\$1,525,767
Water Revenue	500,000	515,000	530,450	546,364	562,754
Sewer Revenue	150,000	154,500	159,135	163,909	168,826
NFBWA Revenue	340,000	374,000	411,400	452,540	497,794
Additional Revenue	425,250	446,513	468,838	492,280	516,894
	<u>\$2,941,017</u>	<u>\$3,015,780</u>	<u>\$3,095,590</u>	<u>\$3,180,860</u>	<u>\$3,272,036</u>
<u>Expenses</u>					
NFBWA Expense	\$540,000	\$594,000	\$653,400	\$718,740	\$790,614
Other Expenses	1,443,350	1,515,518	1,591,293	1,670,858	1,754,401
	<u>\$1,983,350</u>	<u>\$2,109,518</u>	<u>\$2,244,693</u>	<u>\$2,389,598</u>	<u>\$2,545,015</u>
Net Surplus	\$957,667	\$906,262	\$850,897	\$791,262	\$727,021
<u>Other Revenues/Expenses</u>					
Capital Outlay	\$250,000	\$0	\$0	\$0	\$0
Fresno Gardens WW	2,200,000	0	0	0	0
Gateway Acres Sub. WW Plumbing	0	1,000,000	0	0	0
FN 521 WL Adjustment	0	500,000	0	0	0
Payment to COA for 500 ESFC in FW WP #1	0	250,000	0	0	0
WP #1 Rehab Work	40,000	0	0	0	0
Addtn of 3rd LP @ Tellevue Terrace LS	20,000	0	0	0	0
Emergency Interconnect w/ BC MUD 21	0	50,000	0	0	0
	<u>\$2,510,000</u>	<u>\$1,800,000</u>	<u>\$0</u>	<u>\$0</u>	<u>\$0</u>
Ending Cash Balance	<u>\$5,138,990</u>	<u>\$4,245,252</u>	<u>\$5,096,149</u>	<u>\$5,887,411</u>	<u>\$6,614,431</u>
Operating Reserve % of Exp (Ideal is at least 100%)	259.11%	201.24%	227.03%	246.38%	259.90%

FORT BEND FRESH WATER SUPPLY DISTRICT NO 1
TAX ANALYSIS FISCAL YEAR END 12/31/2020

PERCENTAGE	TAX YEARS			TAX YEARS			GRAND DSF	TOTAL MAINT	TOTAL
	:----- 2019-----:			:----- 2018-----:					
	DSF 0.5700	M&O 0.4300	TOTAL 2019	DSF 0.5000	M&O 0.5000	TOTAL 2018			
PRIOR YEAR	1,659,523.62	1,251,921.33	2,911,444.95			189,109.14			307,693.16
TAX LEVY 2019						0			0.00
COLLECTIONS:									
JAN 2020									
TAXES	1,113,546.20	840,043.63	1,953,589.83	6,733.87	6,733.86	13,467.73	1,123,086.03	849,555.47	1,972,641.50
PENALTY	0.00	0.00	0.00	1,604.68	1,604.68	3,209.36	2,799.30	2,774.29	5,573.59
							1,125,885.33	852,329.76	1,978,215.09
FEB 2020									
TAXES	171,078.47	129,059.19	300,137.66	8,761.52	8,761.51	17,523.03	242,258.52	172,588.75	414,851.95
PENALTY	5,398.66	4,072.68	9,471.34	996.79	996.79	1,993.58	10,493.97	7,081.69	17,570.98
							252,752.49	179,670.44	432,422.93
MARCH 2020									
TAXES	0.00	0.00	0.00	0.00	0.00	0.00	0.00	0.00	0.00
PENALTY	0.00	0.00	0.00	0.00	0.00	0.00	0.00	0.00	0.00
							0.00	0.00	0.00
APRIL 2020									
TAXES	0.00	0.00	0.00	0.00	0.00	0.00	0.00	0.00	0.00
PENALTY	0.00	0.00	0.00	0.00	0.00	0.00	0.00	0.00	0.00
							0.00	0.00	0.00
MAY 2020									
TAXES	0.00	0.00	0.00	0.00	0.00	0.00	0.00	0.00	0.00
PENALTY	0.00	0.00	0.00	0.00	0.00	0.00	0.00	0.00	0.00
							0.00	0.00	0.00
JUNE 2020									
TAXES	0.00	0.00	0.00	0.00	0.00	0.00	0.00	0.00	0.00
PENALTY	0.00	0.00	0.00	0.00	0.00	0.00	0.00	0.00	0.00
							0.00	0.00	0.00
JULY 2020									
TAXES	0.00	0.00	0.00	0.00	0.00	0.00	0.00	0.00	0.00
PENALTY	0.00	0.00	0.00	0.00	0.00	0.00	0.00	0.00	0.00
							0.00	0.00	0.00
AUG 2020									
TAXES	0.00	0.00	0.00	0.00	0.00	0.00	0.00	0.00	0.00
PENALTY	0.00	0.00	0.00	0.00	0.00	0.00	0.00	0.00	0.00
							0.00	0.00	0.00
SEPT 2020									
TAXES	0.00	0.00	0.00	0.00	0.00	0.00	0.00	0.00	0.00
PENALTY	0.00	0.00	0.00	0.00	0.00	0.00	0.00	0.00	0.00
							0.00	0.00	0.00
OCT 2020									
TAXES	0.00	0.00	0.00	0.00	0.00	0.00	0.00	0.00	0.00
PENALTY	0.00	0.00	0.00	0.00	0.00	0.00	0.00	0.00	0.00
							0.00	0.00	0.00
NOV 2020									
TAXES	0.00	0.00	0.00	0.00	0.00	0.00	0.00	0.00	0.00
PENALTY	0.00	0.00	0.00	0.00	0.00	0.00	0.00	0.00	0.00
							0.00	0.00	0.00
DEC 2020									
TAXES	0.00	0.00	0.00	0.00	0.00	0.00	0.00	0.00	0.00
PENALTY	0.00	0.00	0.00	0.00	0.00	0.00	0.00	0.00	0.00
							0.00	0.00	0.00
TOTALS	1,290,023.33	973,175.50	2,263,198.83	18,096.86	18,096.84	36,193.70	1,378,637.82	1,032,000.20	2,410,638.02
TAXES	1,284,624.67	969,102.82	2,253,727.49	15,495.39	15,495.37	30,990.76	1,365,344.55	1,022,144.22	2,387,488.77
PENALTY	5,398.66	4,072.68	9,471.34	2,601.47	2,601.47	5,202.94	13,293.27	9,855.98	23,149.25
TOTALS	1,290,023.33	973,175.50	2,263,198.83	18,096.86	18,096.84	36,193.70	1,378,637.82	1,032,000.20	2,410,638.02
ADJUSTMENTS			(2,296.52)			8,507.40			46,547.72
TAX									
DUE @			0.00%			0.00%			TOTAL TAX DUE
1/31/2020	373,589.94	281,831.00	655,420.94	83,312.89	83,312.89	166,625.78	601,656.78	463,352.90	1,065,009.68
TAX RATES	0.5700	0.4300	1.0000	0.5000	0.5000	1.0000			

Deferral Operating 2019	305,127.79
Deferral Debt 2019	404,472.61
Debt Collections CFY (Defer)	1,290,023.33
Operating Collections CFY (Defer)	973,175.50
Total DSF Collections	479,793.83
Total Op Collections	354,096.51
Total DSF Deferral	1,891,680.11
Total Op Deferral	1,436,528.40

Fort Bend County Fresh Water Supply District No. 1

2020 AWBD Annual Conference Thursday, June 11 - Sunday, June 14, 2020 Gaylord Hotel, Grapevine, TX

DIRECTOR		CONFERENCE REGISTRATION		ADVANCE	PRIOR CONFERENCE EXPENSES
Name	Attending	Online	Paid	Paid	Paid
Calvin Casher					N/A
Gregory Fleck					N/A
Paul Hamilton	Yes	Yes			N/A
Rosa Linda Medina	Yes	Yes	Yes		N/A
Rodrigo Carreon					N/A

Note: Register on-line www.awbd-tx.org (For log in assistance, contact Taylor Cavnar: tcavnar@awbd-tx.org)

This page only confirms registration for the conference, not hotel registrations.

All hotel reservations are the sole responsibility of each attendee.

Your conference registration confirmation will contain a housing reservation request web link.

The link will require the registration number from your conference registration before you can reserve a room.

All requests for an advance of funds must be sent via email to the bookkeeper within 30 days of conference.

REGISTRATION DATES:

Early Registration:	Begins	02/05/20	\$375
Regular Registration:	Begins	03/19/20	\$425
Late Registration:	Begins	04/30/20	\$525

CANCELLATION POLICY:

All cancellations must be made in writing.

A \$50.00 administrative fee is assessed for each conference registration cancelled on or before 04/29/2020.

There will be no refunds after 04/29/2020.

HOUSING INFORMATION:

Hotel reservations are only available to attendees who are registered with AWBD-TX for the Conference.

If you have any questions, please contact Taylor Cavnar at (281) 350-7090.



March 25, 2020

Board of Directors
Fort Bend County Freshwater Supply District #1
c/o Sanford Kuhl Hagan Kugle Parker Kahn LLP
1980 Post Oak Boulevard, Suite 1380
Houston, TX 77056

Re: Fort Bend County Freshwater Supply District #1 – March 2020 Board of Directors Meeting

Dear Board Members:

Following is the status report on Fort Bend County FWSD#1 No. 1 projects:

Agenda Item No. 5 – Engineer's Report:

(a) Report on status of projects:

i) Fresno Gardens North Subdivision Wastewater Collection System

- Project is currently under construction:
 - o Contractor has completed installation of the sanitary sewer within the full project limits, except for the portion along Pecan Street from Kansas Street to the manhole adjacent to the fire station...Contractor has completed the low pressure testing for the portions of the sanitary sewer system installed and is currently working on adjusting manholes so that vac and mandrel testing can be performed...Contractor is also working on completing final surface work (culvert placement, ditch regrading, culvert desilting, etc...)
 - o Contractor has completed the decommissioning of the old Halliburton LS, but still needs to complete final surface work related to it (grading and hydromulching)
 - o Contractor is coordinating with UPRR, TxDOT, and their boring sub for the work across the UPRR/TxDOT ROW...it is anticipated that this work will start in April...Contractor was informed that if they intend on leaving the site until this work starts up that they must clear the County ROW of equipment/materials, ensure adequate drainage is provided in ditches, ensure that all residents have access to their properties, and that periodic street sweeping is done until project completion.
- Request Board's approval of PE#4 from R Construction for \$487,324.80 and Invoice #2 from Geotest for \$8,425.55
- Request Board's approval of CO#1 from R Construction for \$30,750.00...discuss with Board contents of change order
- Anticipate completion of project 2nd Q 2020

ii) Fresno Gardens North Subdivision Wastewater Plumbing Contract

- Last townhall meeting occurred on November 21st...District secured 70 applications through this process...plumbing project will take place once public wastewater system is installed...currently working on plumbing contract to construct project

iii) Gateway Acres Subdivision Wastewater Collection System

- Will be presenting at April Board meeting a proposal from Landtech surveying company to perform a topographic survey of the Trammel Fresno Road ROW (needed to have as-built information at the completion of the road widening project)...once survey completed, and new survey data provided to Jacobs, construction plans will be completed with this new information and provided to review agencies for their approval...the new District wastewater loan will need to be secured prior to starting construction of this project

- iv) Fresno Ranchos Subdivision Wastewater Lift Station and Force Main
 - Will be presenting at April Board meeting a proposal from Landtech surveying company to perform a topographic survey of the Trammel Fresno Road ROW (needed to have as-built information at the completion of the road widening project)...once survey completed, and new survey data provided to Jacobs, construction plans will be completed with this new information and provided to review agencies for their approval...the new District wastewater loan will need to be secured prior to starting construction of this project
- v) Gateway Acres Subdivision Wastewater Plumbing Contract
 - townhall meetings will be conducted once the public wastewater lines for this area are under construction
- vi) Water Plant #2
 - Construction drawings have been completed and are at agencies for final signatures/approvals needed to advertise project for bids...received signature/approval from Frontier...still needing signature/approval from Centerpoint, FBC Drainage, City of Pearland, FBC Engineering, and the TCEQ...once all approvals are secured, construction documents will be provided to the TWDB for their approval to advertise the project...considering all remaining efforts, it is anticipated that the District will be able to advertise the project in 3rdQ 2020
 - District Est. Water Conn. Timeline (FBCFWSD#1 WP#1 Conn. Capacity = 1,750)
 - End of 2020 = 1,675
 - End of 2021 = 1,750
 - Anticipate completing District's WP#2 by end of 2021 or early 2022
 - Status of installation of no trespassing signs along water plant property

(b) Authorize Engineer to Prepare Plans and Specifications for Water/Wastewater Projects

- no action items

(c) Report on status of project funding and take necessary action related thereto.

- Project One-Year Warranty Expiration Dates
 - FM521 WW Extension...08/15/2020
- 2015 TWDB DFUND Loan...remaining funds will be used for the Water Plant No. 2 project
- 4th TWDB DFUND Loan (\$1.745M)...funds will be used to complete the Water Plant No. 2 project
- New TCEQ Loan for Funding District Wastewater Projects:
 - Discuss attached spreadsheet which shows significant district projects for 2020 thru 2023...waiting on data from a) EDP for anticipated costs for FM521 WL adjustments and b) DA/Bookkeeper for approximate amount of funds the District will owe CoA for District's WP#1 (buying back 500 ESFCs) once CoA completes construction of their water plant, in order to finalize spreadsheet.
 - Discuss proposed TCEQ loan, which is anticipated to be for \$10.45M and would secure funds for a) Gateway Acres Sub WW Collection System project b) Fresno Ranchos Sub LS and FM project, and c) CoA WWTP Expansion project. The remaining District projects would be covered by the District's General Fund and the TWDB DFUND Loan.
 - FA/DA to discuss impacts to District's General Fund (years of reserve) and future loan capacity if the proposed TCEQ loan is secured.
- FBC CDBG Funds...will apply once Gateway Acres Subdivision WW Plumbing project is underway

(d) Projections for District Water and Wastewater Projects

- request Board approval to update information every January and July

(e) Discuss Emergency Preparedness Plan and take any necessary action related thereto

- review EPP in April each year to determine if any updates are required

(f) **Status of Non-Residential Applications for Water Service –**

Currently 42 Non-Residential Connections:	
4320 Doreen Avenue (Multi-Family Dwelling)	La Fresno Food Mart
293 Teakwood Avenue (Multi-Family Dwelling)	Lou's Back Porch
297 Teakwood Avenue (Multi-Family Dwelling)	LT No Limits
Church of God of Prophecy	Mustang Community Center
Crossroad Market	MVP Auto Parts (Domestic & FW)
Dollar General	New Quality Life Ministries (Church)
FBC Water Connection at Water Plant	New Quality Life Ministries (Restaurant)
First Baptist Church of Fresno (Domestic & FW)	Papa Nick's BBQ Kitchen – Mobile Food Truck
Fresno Market – FM521 (Domestic & Irrigation)	PMC International Tire Shop
Fresno Motor	Richard Martini-Rental Livestock Pasture
Fresno Mount Corinth Baptist Church	Robbins Nest for Children (Domestic & FW)
Fresno Volunteer Fire Department	St. James Knanaya Church – Fire Tap
F&R Tax	Swingby#3 Gas Station (Domestic & Irrigation)
Gulf Coast LP Gas Company	Teleview Terrace Subdivision Lift Station
HEFCO Enterprises	Tiny Toes Academy
Iglesia Bautista Del Calvario Church	Tire Shop at 1739A Trammel Fresno
Iglesia Principe De Paz Church	Valero Gas Station
Interconnect with City of Arcola	Welcome Foods
Interconnect with FBCMUD23	

Connections Pending	
Enriquez Tire Shop (East Palm)	
- EDP to provide update regarding connection	

Processing Application	
Fresno Food Mart (1293 Trammel Fresno Road)	
- received updated drawings from customer and provided additional comments for them to resolve on 09/12/19	
Stop N' Grubb (Mobile Food Truck at 3502 Jan Street)	
- waiting for customer to provide plumber's info	
St. Peters & St. Pauls Orthodox Church of Houston (3114 Illinois St)	
- waiting for customer to provide plumber's info	
St. James Knanaya Church (Ave C)	
- waiting for customer to provide plumber's info	
Quality Paint and Body (Pecan Street)	
- waiting for customer to provide plumber's info	

Status of Non-Residential Applications for Wastewater Service –

Currently 9 Non-Residential Connections:	
4320 Doreen Avenue (Multi-Family Dwelling)	Fresno Volunteer Fire Department
293 Teakwood Avenue (Multi-Family Dwelling)	Mustang Comm Center (<i>minus field bathrooms</i>)
297 Teakwood Avenue (Multi-Family Dwelling)	New Quality Life Ministries (Church)
Church of God of Prophecy	New Quality Life Ministries (Restaurant)
First Baptist Church of Fresno	

Connections Pending	

Processing Application	
Quality Paint and Body (Pecan Street)	
- waiting for customer to provide plumber's info	

(g) Trammel Fresno Road Widening Project

- Per EDP, all prior approved adjustments to waterline along Trammel Fresno Road have been completed...District will continue to coordinate with roadway project if any additional adjustments are needed...will continue to monitor roadway widening project and when project fully completed a site meeting between Jacobs and EDP will be conducted, with Board approval, to determine all final adjustments to waterline (including costs to do so) and to update record drawings

(h) Potential Emergency Water Interconnect with BCMUD21

- conducted phone conversation with LJA (Bill Ehler), engineer for BCMUD21, on December 2016 regarding potential emergency water interconnect between our districts
 - possible location for interconnect would be at east end of Renfro Burford Road
 - BCMUD21 would be interested in pursuing interconnect (50/50 cost split) once FBCFWSD#1 completes its 2nd Water Plant

(i) Potential Emergency Water Interconnect with Charleston MUD –

Pre-construction meeting was supposedly conducted on March 17th...once project has been constructed, record drawings will be provided to the District...DA secured the final agreement and provided copies to Jacobs and EDP

(j) Potential Water Service to NalcoChampion –

informed customer that they can submit an application for District water service that can be used to assist them in filling their fire water tanks during a fire event...waiting for customer to submit application with fee

(k) Status of New CoA WP –

CoA anticipates water plant being completed by end of 2021

(l) Status of CoA WWTP Expansion Project (increasing capacity from 0.675 MGD to 0.95 MGD) –

DA responded back to CoA the District's interest in taking part in the next expansion project with a capacity of 100,000 gpd...waiting for CoA to notify District of next step in process

(m) FM521 Roadway Widening Project –

Provided record drawings to Michael Kaspar of Dannenbaum...supposedly a utility coordination meeting will be conducted in the next couple of months to discuss this project and its impact on our District facilities

(n) **WP#1 Inspection** – Received Preventive Services reports from EDP for HPT#1 and HPT#2. Based on reports, it appears that the interior of both tanks will need to have their internal surfaces recoated, as well as, some minor paint touch up at spots on the tanks exterior. An overall plan for addressing coating issues at the water plant will be presented to the Board once reports have been provided for both GSTs and the plant's site piping. It is anticipated that any repairs will be made next winter.

Please let me know if you have any questions or comments.

Sincerely,

David C. Dybala, Jr., P.E.

District Engineer

713-855-1917

CHANGE ORDER No. 1

For

Fort Bend County Freshwater Supply District No. 1
Fresno Gardens North Subdivision Wastewater Collection System
Project No. WHXH7518
Fort Bend County, Texas

Date of Issuance: 03-04-20
Owner: FBCFWSD#1
Contractor: R Construction Co.
Engineer: Jacobs

Change Order No: 01
Owner's Project No: WHXH7518
Engineer's Project No: WHXH7518

Explanation of this Change Order:

This change order encompasses the following:

Item 1 – The Contractor has encountered soil conditions within portions of the project limits that will not allow for the installation of the 24" gravity sanitary sewer by means of augering (without steel casing) – Bid Item #14. The soil conditions encountered are composed of predominately sandy soils that will not hold after the auger is made. The Contractor is proposing to utilize a hand tunneling method to perform the trenchless construction at these locations. The scope of work will consist of the installation of the 24" gravity sanitary sewer by means of hand tunneling within a 30" diameter steel casing, with carrier pipe spacers and casing pipe end seals. The locations of this work will occur at a) the West Sycamore Road crossing (Sheet 10 of the Construction Plans) and will consist of 55 LF of hand tunneling and b) the Kansas Street crossing (Sheet 17 of the Construction Plans) and will consist of 45 LF of hand tunneling. The following outlines the net increase to the contract for this work.

BID ITEM #	DESCRIPTION	UNIT	QUANTITY	UNIT PRICE	AMOUNT
12	24" Gravity Sanitary Sewer, Open Cut, All Depths	LF	(10)	\$205.00	(\$2,050.00)
14	24" Gravity Sanitary Sewer, Auger, All Depths	LF	(90)	\$230.00	(\$20,700.00)
CO#1	24" Gravity Sanitary Sewer, Hand Tunneling, with 30" Steel Casing, Spacers, and End Seals	LF	100	\$535.00	\$53,500.00
NET INCREASE IN CONTRACT					\$30,750.00

Contract Amount:

Original Contract Price: \$ 2,835,275.25
Previous Change Order(s): \$ 0.00
Contract price prior to this change order: \$ 2,835,275.25
Net increase (decrease) from this change order: \$ 30,750.00


Contract price with all change orders to date:
(Including this change order):

\$ 2,866,025.25


Contract Time:

No change in time is authorized by this change order.

ACCEPTED:

By: 
Contractor 3-10-2020
Date: 3-10-2020

APPROVED:

By: 
Engineer
Date: 03/10/2020

APPROVED:

By: _____
Owner
Date: _____

CERTIFICATE OF INTERESTED PARTIES

FORM 1295

1 of 1

Complete Nos. 1 - 4 and 6 if there are interested parties.
Complete Nos. 1, 2, 3, 5, and 6 if there are no interested parties.

OFFICE USE ONLY CERTIFICATION OF FILING

1 Name of business entity filing form, and the city, state and country of the business entity's place of business.

R Construction Civil, LLC dba R Construction Company
Buffalo, TX United States

Certificate Number:
2020-597510

Date Filed:
03/10/2020

Date Acknowledged:

2 Name of governmental entity or state agency that is a party to the contract for which the form is being filed.

Fort Bend County Freshwater Supply District No.1

3 Provide the identification number used by the governmental entity or state agency to track or identify the contract, and provide a description of the services, goods, or other property to be provided under the contract.

WHXH7518
Fresno Gardens North Subdivision Wastewater Collection System

4	Name of Interested Party	City, State, Country (place of business)	Nature of interest (check applicable)	
			Controlling	Intermediary

5 Check only if there is NO Interested Party.



6 UNSWORN DECLARATION

My name is Brody Maedgen, and my date of birth is 8-10-1978

My address is PO BOX 189, Buffalo, TX, 75831, USA
(street) (city) (state) (zip code) (country)

I declare under penalty of perjury that the foregoing is true and correct.

Executed in Harris County, State of TX, on the 10th day of March, 2020
(month) (year)

Signature of authorized agent of contracting business entity
(Declarant)

Fort Bend County Fresh Water Supply District No. 1
Significant District Projects - 2020 thru 2023
Information Prepared 03/11/2020

Project #	Project	Estimated Cost	Estimated Schedule		Funding Source	Notes
			Start	Completion		
1	Fresno Gardens N Sub WW Collection System	\$ 1,800,000	Ongoing	May-20	General Fund	Estimated cost represents approximate amount left to be paid for project
2	Fresno Gardens N Sub WW Plumbing	\$ 400,000	Jun-20	Sep-20	General Fund	Estimated 70 properties in plumbing contract
3	Gateway Acres Sub WW Collection System	\$ 6,300,000	Ongoing	Dec-21	TCEQ Loan	Once loan secured, General Fund will be reimbursed approx. \$ 230,000
4	Gateway Acres Sub WW Plumbing	\$ 1,000,000	Jan-22	Jun-22	General Fund	Estimated 180 properties in plumbing contract
5	Fresno Ranchos Sub WW LS & FM	\$ 2,500,000	Ongoing	Dec-21	TCEQ Loan	Once loan secured, General Fund will be reimbursed approx. \$ 200,000
6	CoA WWTP Expansion (0.675 MGD to 0.95 MGD)	\$ 1,250,000	Jul-20	Jun-22	TCEQ Loan	District Share of Capacity is 0.1 MGD...District would have to pay for a portion of previous expansion
7	FM521 WL Adjustment	\$ 500,000	Jan-22	Dec-22	General Fund	Due to road widening project
8	Payment to CoA for 500 ESFCs in FW WP#1	\$ 250,000	NA	Jan-22	General Fund	Due once CoA water plant complete...anticipate completion end of 2021
9	Water Plant #1 Rehab Work	\$ 40,000	Nov-20	Feb-21	General Fund	Anticipated work = recoating internal surfaces of HPTs and painting yard piping
10	Addition of 3rd Pump at Television Terrace LS	\$ 20,000	Oct-21	Dec-21	General Fund	Pump to be added prior to Gateway Acres Sub WW plumbing project
11	Emergency Water Interconnect with BCMUD21	\$ 50,000	Jan-22	Dec-22	General Fund	Project to be completed once WP#2 is in operation...overall costs shared between Districts
12	Water Plant #2	\$ 4,245,000	Ongoing	Dec-21	TWDB Loan	Funds are in place with District

Total Estimated Costs Associated With General Fund = \$ 3,630,000 (includes reimbursement of funds from Project #'s 3 and 5)

Total Estimated Costs Associated With TCEQ Loan = \$ 10,050,000

Total Estimated Costs Associated With TWDB Loan = \$ 4,245,000

Proposed TCEQ Loan	
Project Estimated Costs	\$ 10,050,000
Financial Advisor Costs	\$ 200,000
Bond Counsel Costs	\$ 200,000
Loan Total	\$ 10,450,000



Board of Directors
Fort Bend County F.W.S.D. No. 1

Operator's Report for the March 19, 2020 Board Meeting

Substantial System Repairs and Maintenance

Distribution System	Installed residential taps & meters: 2 locations 727 N Locust #7 4427 Mistletoe Lane	\$ 2,798.93
Water Plant	Repaired well starter coil	\$ 3,039.09
Water Plant	Cleaned booster pump #4	\$ 1,023.50

1. Fire Hydrant Flushing and Inspections – 516 hydrants

I was authorized at the December meeting to install new reflective tap to the hydrants and waterblast and paint the hydrants. This is in process. The contractor is about 25% completed.

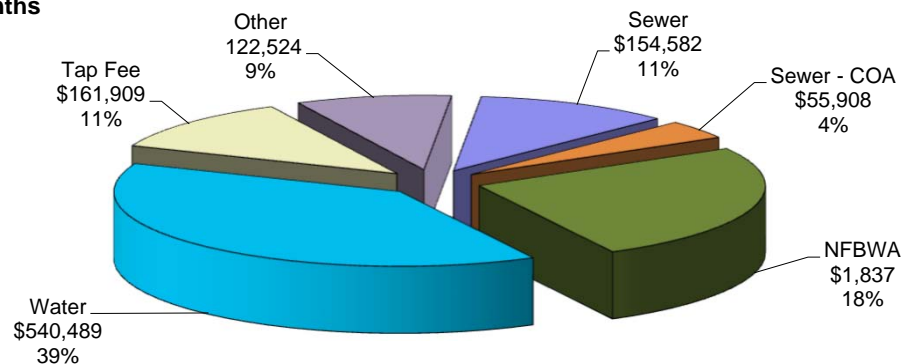
2. Delinquent Accounts and Service Terminations

Please see attached the list of customers that received delinquent letter by mail and are subject to disconnection of service.

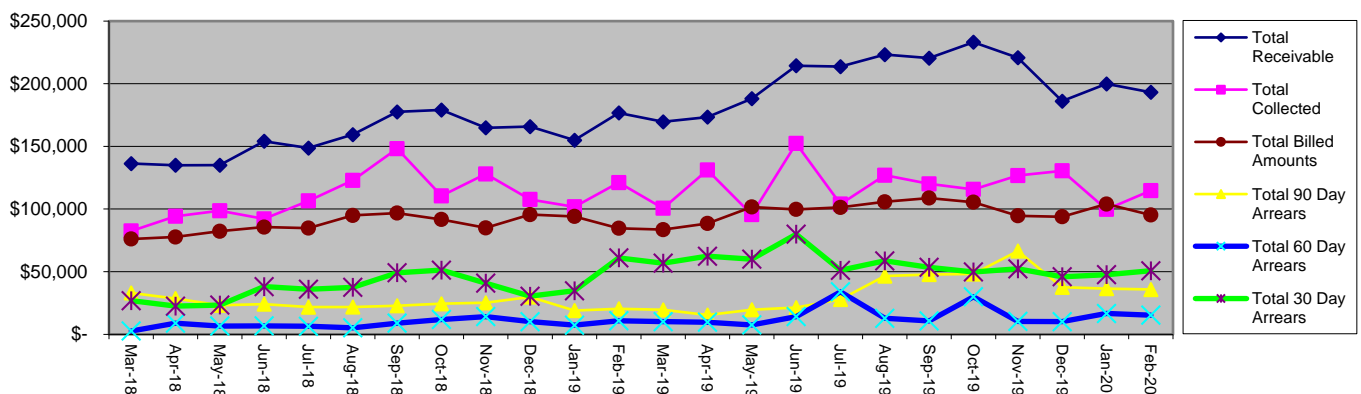
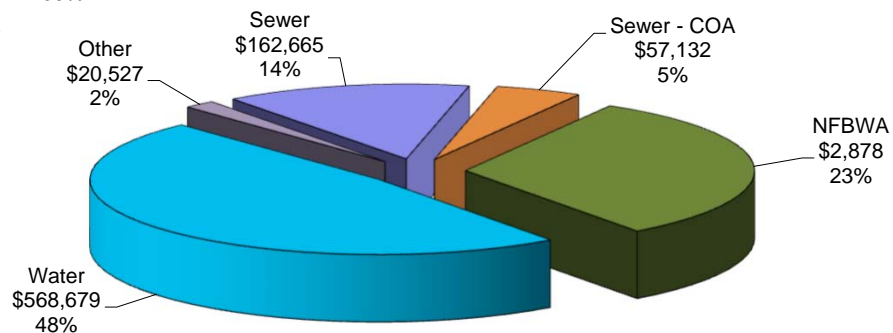
Fort Bend FWSD No. 1 Utility Billing Summary

	February 13, 2020	January 13, 2020	12 Months
Total Collected	\$ (114,710.04)	\$ (99,686.71)	\$ (1,417,984.51)
Total Billed	\$ 95,256.65	\$ 103,992.44	\$ 1,182,378.98
Tap Fees Received	\$ (6,082.16)	\$ (5,916.27)	\$ (161,908.68)
Total Aged Receivable	\$ 97,921.39	\$ 95,874.93	
Total Receivable	\$ 190,017.26	\$ 196,533.07	
Security Deposit Balance	\$ 93,432.29	\$ 92,309.00	\$ 67,136.00
NFBWA Fee Billed	\$ 30,025.12	\$ 34,490.40	\$ 373,375.58
NFBWA Fee to pay billing cycle	\$ 40,839.05	\$ 47,352.60	\$ 527,954.60
Water Sold (gallons)	7,182,900	8,247,600	94,959,900
Water Produced (gallons)	10,339,000	11,988,000	142,810,000
Residential Connections	1,010	1,006	
Avg per Residential Connection	4,515	5,118	

Collections, 12 Months



Billing, 12 Months



Fort Bend FWSD No. 1

Utility Billing Detail Report

	February 13, 2020	January 13, 2020	February 13, 2019
Beginning Date	01/16/20	12/19/19	01/19/19
Closing Date	02/14/20	01/15/20	02/19/19
No. of Days	29	27	27

Beginning Balance	\$ 196,533.07	\$ 180,110.54	\$ 150,950.36
--------------------------	----------------------	----------------------	----------------------

Adjustments			
Back Charge	\$ 6.00	\$ 75.00	\$ 25,036.21
Collection Fee Write Off	\$ (38.00)	\$ -	\$ -
Collections	\$ (5,091.25)	\$ -	\$ -
Credit Refund	\$ 1,475.77	\$ 2,065.94	\$ 367.00
Deposits	\$ 3,030.00	\$ 2,090.00	\$ 3,274.00
Disconnection	\$ 1,000.00	\$ 650.00	\$ 650.00
Inseptions	\$ 675.00	\$ 825.00	\$ 1,675.00
Letter Fee	\$ 1,490.00	\$ 1,810.00	\$ -
NFBWA	\$ -	\$ 67.74	\$ (49.70)
NSF Fee	\$ -	\$ 60.00	\$ 150.00
Penalty	\$ 3,058.20	\$ 3,160.26	\$ 2,534.70
Return Check	\$ -	\$ 71.13	\$ 670.34
Sewer	\$ -	\$ -	\$ (35.25)
Sewer - COA	\$ -	\$ -	\$ (54.00)
Tap Fee	\$ 9,400.00	\$ 9,400.00	\$ 26,265.00
Transfer	\$ 200.00	\$ 200.00	\$ 350.00
Unapplied	\$ (1,048.20)	\$ (8,241.32)	\$ (791.20)
Voluntary Fire Dept	\$ (474.94)	\$ (497.95)	\$ (412.21)
Water	\$ -	\$ 21.00	\$ (67.63)
Well Permit Fee	\$ -	\$ 300.00	\$ -
Door Hanger Fee	\$ 660.00	\$ 660.00	\$ -
Total Adjustments	\$ 14,342.58	\$ 12,716.80	\$ 59,562.26

Collected Amounts			
Collections	\$ (162.00)	\$ -	\$ -
Deposits	\$ (2,528.29)	\$ (2,205.00)	\$ (3,500.00)
Disconnection	\$ (675.38)	\$ (619.98)	\$ (600.00)
Door Hanger Fee	\$ (371.85)	\$ (342.58)	\$ -
Grease Trap Inspection	\$ (33.34)	\$ (33.34)	\$ -
Inspections	\$ (668.32)	\$ (658.92)	\$ (1,255.47)
Miscellaneous	\$ -	\$ -	\$ (220.15)
NFBWA	\$ (32,627.70)	\$ (26,428.24)	\$ (27,859.14)
NSF Fee	\$ (30.00)	\$ (30.00)	\$ (60.00)
Penalty	\$ (2,873.62)	\$ (2,549.82)	\$ (2,908.39)
Sewer	\$ (13,332.93)	\$ (11,539.92)	\$ (11,931.76)
Sewer - COA	\$ (4,377.04)	\$ (4,231.57)	\$ (4,212.00)
Tap Fee	\$ (6,082.16)	\$ (5,916.27)	\$ (22,275.72)
Transfer	\$ (200.00)	\$ (250.00)	\$ (350.00)
Voluntary Fire Dept	\$ (1,019.06)	\$ (984.44)	\$ (996.79)
Water	\$ (46,473.36)	\$ (40,529.87)	\$ (43,194.74)
Well Permit Fee	\$ -	\$ (774.38)	\$ (295.45)
Letter Fee	\$ (1,365.59)	\$ (1,101.09)	\$ -
Meter Rental	\$ (240.00)	\$ (240.00)	\$ -
Total Collected	\$ (113,060.64)	\$ (98,435.42)	\$ (119,659.61)
Overpayments	\$ (1,649.40)	\$ (1,251.29)	\$ (1,444.87)
Total Collected	\$ (114,710.04)	\$ (99,686.71)	\$ (121,104.48)

Deposits Applied	\$ (1,405.00)	\$ (600.00)	\$ (1,579.00)
-------------------------	----------------------	--------------------	----------------------

Billed Amounts			
Meter Rental	\$ 240.00	\$ 240.00	\$ -
NFBWA	\$ 30,025.12	\$ 34,490.40	\$ 25,062.12
Sewer	\$ 13,914.25	\$ 14,139.75	\$ 12,304.25
Sewer - COA	\$ 4,824.00	\$ 4,824.00	\$ 4,644.00
Voluntary Fire Dept	\$ 1,529.00	\$ 1,523.00	\$ 1,430.00
Water	\$ 44,674.27	\$ 48,725.28	\$ 41,180.10
Grease Trap Inspection	\$ 50.01	\$ 50.01	\$ 16.67
Total Billed	\$ 95,256.65	\$ 103,992.44	\$ 84,637.14

Aged Receivable			
Total 90 Day Arrears	\$ 35,807.28	\$ 36,494.41	\$ 20,382.21
Total 60 Day Arrears	\$ 15,324.78	\$ 16,642.27	\$ 10,821.49
Total 30 Day Arrears	\$ 50,709.00	\$ 47,582.82	\$ 61,008.84
Unapplied Credits	\$ (3,919.67)	\$ (4,844.57)	\$ (121.58)
Total Aged Receivable	\$ 97,921.39	\$ 95,874.93	\$ 92,090.96
Current Receivable	\$ 92,095.87	\$ 100,658.14	\$ 80,375.32
Total Receivable	\$ 190,017.26	\$ 196,533.07	\$ 172,466.28

Electronic Payment Stats - Calendar Month

	Feb-20	Jan-20	Feb-19
Check Consolidation	0	52	126
Western Union	0	0	33
Credit Card	0	723	512
ACH	0	203	154
Total	0	978	825

Fort Bend FWSD No. 1

Connection/Active Accounts

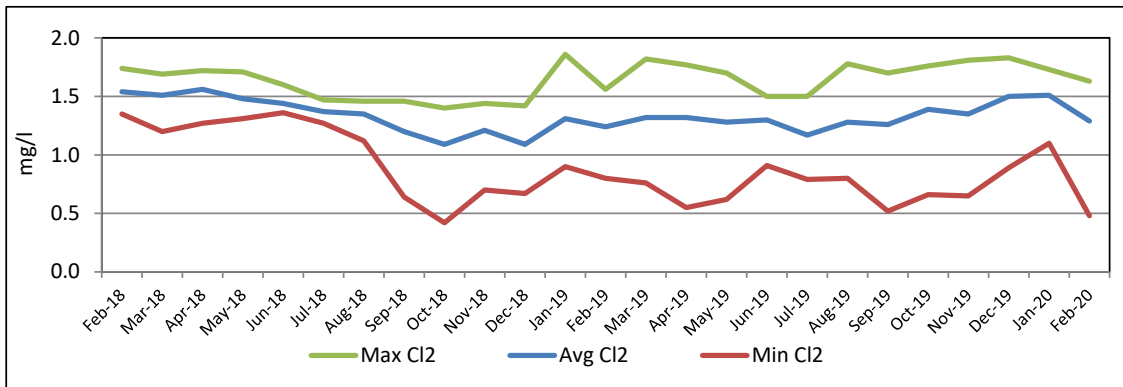
Connection Count	February 13, 2020	January 13, 2020	February 13, 2019
Residential Water Only	1010	1006	959
Vacant Residential Water Only	55	54	56
Residential- Full Service	396	393	362
Vacant Residential Full Service	18	19	15
Residential Water Only- Swer Coa	88	88	85
Vacant Residential COA	2	2	3
Fire Line Non - Profit/Tax	4	4	4
Multi-Family	3	3	1
Builder Connection	0	0	0
Builder- Full Service	0	0	0
Builder Deposit	10	10	6
Commercial - Water Only	16	16	13
Commercial- Full Service	0	0	0
3rd Party Backcharge	2	3	2
Com Mfg & Industrial	1	1	1
Com Mfg & Industrial- Full Service	0	0	0
Non-Profit - Fresno VFD	0	0	0
Commerical Irrigation	3	3	2
Ft Bend City- Water Only	1	1	2
Ft Bend Co- Full Service	1	1	0
Ft Bend Co- Water Only	1	1	1
Churches - Water Only	3	3	3
Churches- Full Service	3	3	1
District Meter	1	1	1
Interconnect - No Bill Arcola	1	1	1
Total	1619	1613	1518
Water use per ESFC	235	271	240

Tap Activity

Month		Month	
Feb-20	2	Feb-19	7
Jan-20	6	Jan-19	11
Dec-19	7	Dec-18	1
Nov-19	12	Nov-18	5
Oct-19	5	Oct-18	7
Sep-19	2	Sep-18	16
Aug-19	15	Aug-18	13
Jul-19	3	Jul-18	12
Jun-19	8	Jun-18	7
May-19	4	May-18	6
Apr-19	10	Apr-18	22
Mar-19	7	Mar-18	7
Total	78		114

Fort Bend FWSD No. 1 Water Quality Monitoring Report

Disinfection Monitoring



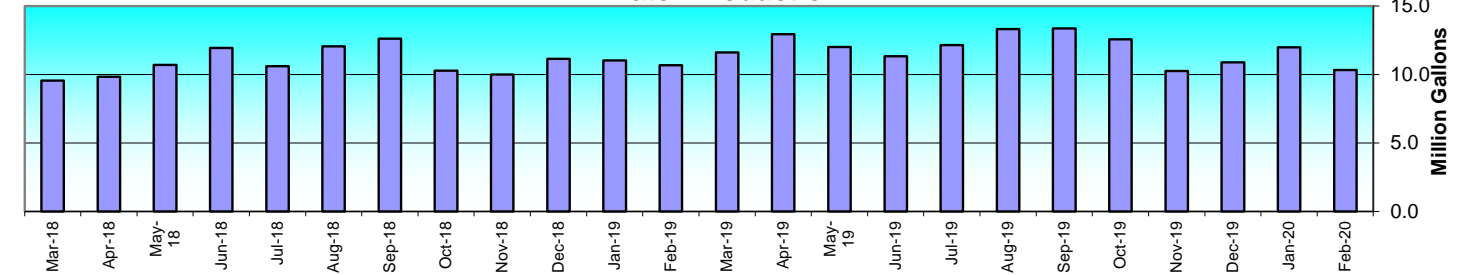
Maximum Residual Disinfectant Level (MRDL)

Month	Feb-20	Jan-20	Dec-19
# TCR Samples	4	4	3
# Disinfectant Samples	34	35	34
Average Disinfection Res.	1.29	1.51	1.50
Highest Reading	1.63	1.73	1.83
Lowest Reading	0.48	1.10	0.89
# Below Limit	0	0	0
# With None Detected	0	0	0

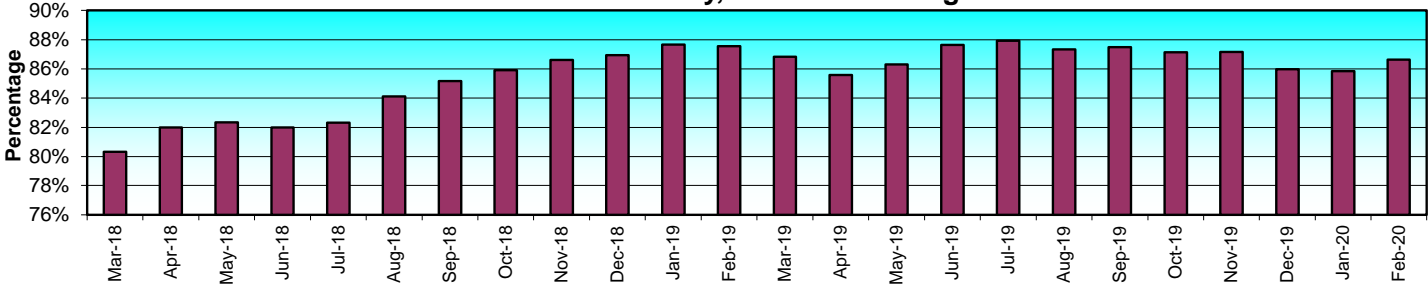
Fort Bend FWSD No. 1 Water Production Report

Period Ending	Production (MG)	Billed (MG)	Water Sold (MG)	Water Purchased	Total Billed (MG)	Construction (MG)	Water Loss	Accountability (%)	12 Month Avg.
Feb-7-20	10.339	7.183	2.227	0.000	9.410	0.000	0.929	91.0%	86.6%
Jan-7-20	11.988	8.248	2.514	0.000	10.762	0.000	1.226	89.8%	85.8%
Dec-5-19	10.893	7.264	1.093	0.000	8.357	0.000	2.536	76.7%	86.0%
Nov-5-19	10.253	7.450	2.134	0.000	9.584	0.000	0.669	93.5%	87.2%
Oct-7-19	12.573	8.753	2.644	0.000	11.397	0.000	1.176	90.6%	87.1%
Sep-6-19	13.376	9.184	2.857	0.000	12.041	0.000	1.335	90.0%	87.5%
Aug-6-19	13.318	8.907	2.646	0.000	11.553	0.000	1.765	86.7%	87.3%
Jul-8-19	12.161	8.426	2.730	0.000	11.156	0.000	1.005	91.7%	87.9%
Jun-6-19	11.343	8.329	2.711	0.000	11.040	0.000	0.303	97.3%	87.6%
May-6-19	12.003	8.397	2.743	0.000	11.140	0.000	0.864	92.8%	86.3%
Apr-4-19	12.949	6.490	2.172	0.000	8.662	0.000	4.287	66.9%	85.6%
Mar-7-19	11.614	6.331	2.101	0.000	8.432	0.000	3.182	72.6%	86.8%
Feb-6-19	10.676	6.484	2.199	0.000	8.683	0.000	1.993	81.3%	87.6%
Jan-8-19	11.030	7.621	2.474	0.000	10.095	0.000	0.935	91.5%	87.7%
Dec-6-18	11.152	8.102	2.027	0.000	10.129	0.000	1.023	90.8%	86.9%
Nov-2-18	10.010	6.804	2.518	0.000	9.322	0.000	0.688	93.1%	86.6%
Oct-4-18	10.285	7.541	2.234	0.000	9.775	0.000	0.510	95.0%	85.9%
Sep-5-18	12.619	8.319	2.801	0.000	11.120	0.000	1.499	88.1%	85.2%
Aug-6-18	12.070	8.188	3.141	0.000	11.329	0.000	0.741	93.9%	84.1%
Jul-6-18	10.620	7.122	2.248	0.000	9.370	0.000	1.250	88.2%	82.3%
Jun-6-18	11.945	7.240	2.480	0.000	9.720	0.000	2.225	81.4%	82.0%
May-7-18	10.698	6.822	2.159	0.000	8.981	0.000	1.717	84.0%	82.3%
Apr-6-18	9.844	6.263	1.806	0.000	8.069	0.000	1.775	82.0%	82.0%
Mar-7-18	9.567	6.013	1.761	0.000	7.774	0.000	1.793	81.3%	80.3%

Water Production



Accountability, 12 Month Average



Fort Bend FWSD No. 1
Customer Service Report

February / March 2020

Customer Name	Call Date	Address	Description of Call
Water Quality Complaints			
None			
Problems Reported			
Carmelita Sifuentes	15-Feb-20	3215 Illinois Rd.	Customer reported no water after hours. Found equalization tank off. Turned tank on and found one leak on the valve and the other leak was found at the connection. Turned water off. Left door notice.
Leslie Greathouse	17-Feb-20	20355-1 S. Post Oak Blvd.	Customer reported neighbor has pipes installed from their house to house and concerned they are using her water. Found no evidence of illegal connections. Made customer contact.
Thu-tien-t Huynh	25-Feb-20	4727 FM 521	Customer reported low pressure. Meter showed inside consumption. Proved leak detection tablets. Made customer contact.
Shelley Fox	2-Mar-20	1714 Avenue A	Customer reported a leak at meter. Found leak on service line. Completed necessary repairs.
Maria Tamez	2-Mar-20	125 Broadmore	Customer reported sewer backup. Found no evidence of sewer backup. Made customer contact.
Judith Quesonova	5-Mar-20	3515 Kansas St.	Customer reported a leak at meter. Found leak on customer's line. Made customer contact.
Billing Disputes			
Rodrigo Robelo	11-Feb-20	638 Teakwood Ave.	Customer requested a meter re-read due to high consumption. Meter read was in-line with previous reads. Unable to confirm accuracy of meter. Made customer contact.
Maria Vargas	13-Feb-20	4423 Ivy Ln.	Customer requested a meter re-read due to high consumption. Meter read was in-line with previous reads. Confirmed accuracy of meter. Made customer contact.
Armando Solis	21-Feb-20	3822 Jan St.	Customer requested a meter re-read due to high consumption. Meter read was in-line with previous reads. Confirmed accuracy of meter. Made customer contact.
Ma-Antonia Moreno	24-Feb-20	603 S. Locust St.	Customer requested a meter re-read due to high consumption. Meter read was in-line with previous reads. Confirmed accuracy of meter. Made customer contact.
Jova Garcia	26-Feb-20	511 Redbud Ave.	Customer requested a meter re-read due to high consumption. Meter read was in-line with previous reads. Left door notice.
Yessenia Rivers	26-Feb-20	4403 Tulip Ln.	Customer requested a meter re-read due to high consumption. Meter read was in-line with previous reads. Per customer request, did not perform meter accuracy test.
Jova Garcia	5-Mar-20	511 Redbud Ave.	Customer requested a meter re-read due to high consumption. Meter showed inside consumption. Walked around property and found leak on customer's line and on pool pump. Made customer contact.
Customer Correspondence			
None			

Fort Bend FWSD No. 1

Delinquent Notice/Service Disconnect Report

Date	Delinquent Letters	Date Mailed	Door Hangers	Date Hung	Disconnects	Date of Disconnect
March-20	174	03/09/20				
February-20	150	02/10/20	57	02/25/20	13	03/03/20
January-20	181	01/07/20	46	01/24/20	18	01/30/20
December-19	145	12/10/19	51	12/31/19	13	01/07/20
November-19	165	11/08/19	40	12/04/19	6	12/10/19
October-19	118	10/11/19	31	10/30/19	10	11/05/19
September-19	147	09/10/19	33	10/01/19	14	10/08/19
August-19	124	08/13/19	42	08/27/19	9	09/05/19
July-19	157	07/09/19	40	07/22/19	16	07/30/19
June-19	125	06/10/19	37	07/01/19	10	07/08/19
May-19	139	05/06/19	19	05/21/19	12	05/29/19
April-19	129	04/08/19	41	04/23/19	15	04/30/19
March-19	138	03/11/19	39	03/26/19	7	04/01/19
February-19	125	02/13/19	42	02/26/19	8	03/05/19
January-19	135	01/10/19	44	01/22/19	11	01/31/19
December-18	186	12/04/18	38	12/27/18	11	01/07/19
November-18	160	11/05/18	33	11/28/18	10	12/04/18
October-18	156	10/05/18	37	10/24/18	16	10/31/18
September-18	134	09/10/18	38	09/26/18	12	10/02/18
August-18	147	08/06/18	38	08/21/18	9	08/28/18
July-18	99	07/11/18	28	07/24/18	6	07/31/18
June-18	102	06/11/18	25	07/03/18	15	07/10/18
May-18	121	05/04/18	20	05/24/18	8	05/30/18
April-18	111	04/09/18	18	04/25/18	8	05/02/18

Current Month Terminations

Account	Name	Address	Total Due	Deposit	Turn-Off Date	Turn-On Date
10701-0010006000	SCOTT, THOMAS	3111 CALIFORNIA ST	\$396.48	\$150.00	3-Mar-20	3-Mar-20
10701-0000122467	FARFAN, ALFONSO	3726 JAN ST	\$267.96	\$175.00	3-Mar-20	LOCKED
10701-0021088900	AGUIRRE, YARITZA	4109 EMERALD LN	\$292.87	\$525.00	3-Mar-20	LOCKED
10701-0021126000	HOLMAN ERMA L.	930 W JASMINE ST	\$330.82	\$551.00	3-Mar-20	3-Mar-20
10701-0030033000	GALLEGOS, ADRIAN	1515 EVERGREEN	\$275.91	\$1.00	3-Mar-20	4-Mar-20
10701-0030402000	ENM CONSTRUCTION	802 W DALLAS ST	\$339.04	\$226.00	3-Mar-20	4-Mar-20
10701-0030522000	CATATON, VIRGINIA BAHENA	602 E SYCAMORE ST	\$329.01	\$1.00	3-Mar-20	4-Mar-20
10701-0030533000	GUEVARA, ALDO	718 WALNUT AVE	\$287.37	\$250.00	3-Mar-20	3-Mar-20
10701-0030558000	SEPEDA, SEBASTIAN LOMAS	607 MULBERRY LN	\$329.49	\$1.00	3-Mar-20	4-Mar-20
10701-0000140797	GARCIA, ANA LAURA	610 MAPLE AVE	\$374.74	\$100.00	3-Mar-20	3-Mar-20
10701-0000120709	SARAI & JACOBO SUASTEGUI	4411 IVY LN	\$714.26	\$1.00	3-Mar-20	5-Mar-20
10701-0000138681	PEREZ, MAXIMO	4407 BRYAN AVE	\$383.49	\$75.00	3-Mar-20	LOCKED
10701-0000136616	RAFAEL SOTO	728 W PALM ST UNIT A	\$318.66	\$75.00	3-Mar-20	3-Mar-20

Fort Bend FWSD No. 1

30 Day Delinquent Report

March-20

Updated as of March 9, 2020

174

	ACCOUNT NO.	CUSTOMER NAME	SERVICE ADDRESS	DEPOSIT	ARREARS	BALANCE	Most Recent Payment	Payment Date
1	081128	MONREAL, MARY & FELIPE	4643 KANSAS ST	76.00	343.61	532.51	54.94	03/03/20
2	080805	BROWN, HENRY & RITA	230 CRESCENT	325.00	70.92	482.79	109.21	02/21/20
3	080850	GARCIA, JOVA & NARVAEZ, MANUEL	511 REDBUD AVE	151.00	294.25	425.57	97.87	01/27/20
4	080744	PEREZ, ANABEL	4728 TULIP LN	151.00	221.27	424.89	184.78	02/28/20
5	081126	CANTU, AURORA L. & RENE D.	729 HICKORY ST	76.00	161.81	419.86	100.00	02/18/20
6	080462	CHANEY, MARION	530 E PALM ST	100.00	193.66	419.26	162.00	02/28/20
7	120722	MARTHA ELIZABETH VASQUEZ	411 E DALLAS ST	1.00	177.30	411.40	369.87	01/16/20
8	134712	FRIENDSHIP BUSINESS LLC	2723 FM 521DOM	700.00	230.40	378.27	384.70	12/06/19
9	081286	CANTU, RAY	735 1/2 HICKORY ST	1.00	165.17	328.94	127.66	02/27/20
10	081358	JEREZ, LESLY & EDGAR	644 W PALM ST	150.00	142.54	319.02	238.48	01/13/20
11	080959	ORTEGA, RAMONA	334 MERRIFIELD DR	1.00	26.47	282.29	275.00	02/28/20
12	081018	SANCHEZ, ABILIO	4722 FAIRHILL AVE	1.00	122.61	280.13	150.00	02/14/20
13	080837	MCCULLOUGH, WAYLON	231 BROADMORE	250.00	144.14	278.69	140.25	02/20/20
14	080926	PINEDA, JUAN	315 FIG DR	1.00	55.67	267.53	250.00	01/22/20
15	080506	MENDEZ, FRANCISCO &	4415 BRYAN AVE	76.00	122.25	264.71	136.34	03/02/20
16	081367	ORELLANA, CESAR A.	20539 S POST OAK BLVD	75.00	177.30	261.67	132.75	01/21/20
17	081567	CHILDRESS JOYCE	715 CLEO ST	151.00	128.69	260.00	101.28	02/27/20
18	081182	CALDERON, SALVADOR	703 ELM ST	1.00	109.84	241.44	118.29	01/27/20
19	081162	GOMEZ, DIANE YNFANTE	627 SPRUCE ST	1.00	105.24	232.57	90.00	02/27/20
20	080828	WOODWARD, PAULA	627 ELM ST	75.00	112.92	230.92	86.61	02/10/20
21	081515	CARRILLO GREGORIO	838 W PALM	226.00	109.96	230.40	117.64	02/20/20
22	081097	ANDRADE, EVELIN VERONICA	329 MERRIFIELD LN	151.00	110.80	221.34	117.99	02/19/20
23	146503	URIOSTEGUI, VERENISE	631 HICKORY ST	100.00	95.07	218.21	95.00	03/02/20
24	080477	SMITH, DAVID	4314 BILLY LN	175.00	63.68	214.94	100.00	02/14/20
25	120724	MARINA RAMIREZHERNANDEZ	4526 ROSE LN	76.00	81.10	214.00	30.36	03/05/20
26	134534	PATTERSON, CRYSTAL	20649 S POST OAK BLVD	175.00	92.50	212.94	96.00	02/20/20
27	080501	JOHNSON, DERRICK	4310 BILLY LANE	1.00	90.89	211.31	95.74	01/31/20
28	081104	BEAUGENE, ROSA	314 CRESCENT DR	1.00	51.00	210.19	52.00	01/13/20
29	080952	GARZA, JOSE	203 MERRIFIELD LN	76.00	67.54	210.00	152.27	03/03/20
30	080900	MARTINEZ, ANA LILIA	4131 LILLY ST	1.00	59.83	209.39	107.00	02/26/20
31	080736	LEON, DORA DE	410 TEAKWOOD AVE #3	1.00	88.33	208.05	100.00	02/13/20
32	122845	BRENDA REYES	619 ELM ST	150.00	94.26	202.26	95.27	01/15/20
33	081804	ESTRADA, MARIA	3214 INDIANA ST	75.00	97.92	201.42	62.09	03/02/20
34	081225	ROBLES, JOSE GENARO	806 W DALLAS ST	101.00	90.40	200.84	105.13	01/15/20
35	140703	LOPEZ, ADAN	407 WALNUT	75.00	90.40	200.84	158.97	01/08/20
36	081560	HERNANDEZ, SANJUANITA	615 CLEO ST	226.00	87.10	200.60	100.00	02/25/20
37	080719	ESTRADA, ANDRES	535 REDBUD AVE	1.00	99.00	198.50	100.00	02/08/20
38	080758	PERAZA, MARTA L.	314 TEAKWOOD AVE	226.00	77.44	197.98	100.00	02/28/20
39	080611	FAJARDO, JUAN	4602 N TEAGUE ST	1.00	88.43	197.72	97.00	02/13/20
40	080524	MILLER, MICHAEL	4219 MARK TERRACE	1.00	89.00	196.81	64.67	02/13/20
41	081562	WILLIAMS DIRA GEORGE	619 CLEO ST	366.00	98.55	192.49	142.00	03/03/20
42	090936	MARCELA GARCIA	310 RENFROBURFORD RD	75.00	90.89	191.43	109.00	01/14/20
43	081463	ROMERO, ANTONIO	1314 AVE A	150.00	91.45	191.03	120.00	01/27/20
44	133795	TORRES, JOSE ALFREDO	127 VIRGINIA DR	100.00	80.45	190.39	95.74	01/15/20
45	080721	GARCIA, GUADALUPE & MONROY, JOSE	546 REDBUD AVE	1.00	80.45	188.95	91.19	02/12/20
46	081926	PEREZ, ELEAZAR	3810 JAN ST	75.00	125.16	188.94	132.75	01/14/20
47	081064	ARMIOJO, PAUL & CRISTINA	342 BROADMORE ST	1.00	87.79	188.00	80.21	02/19/20
48	080528	PAEZ, CRISTINA	4119 LILLY ST	75.00	91.74	184.37	95.92	02/13/20
49	081392	PEREZ, MARIO & CASTILLO BRENDA	3411 OHIO ST	100.00	75.06	183.33	70.00	02/17/20
50	081468	MOORE, RAY & JOHNNIE	730 W PALM	250.00	72.32	182.35	67.98	03/03/20
51	080859	ANDREPOINT, JIMMIE	527 REDBUD AVE	1.00	81.06	180.43	96.00	02/19/20
52	121641	RODOLFO SANTANO ROMAN & NANCY LISS	502 MULBERRY AVE	151.00	86.09	180.03	65.00	03/01/20
53	080532	GAINES, LARRY	234 BROADMORE DR	100.00	79.08	179.29	70.73	02/13/20
54	081271	RAMOS, MIGUEL A. & TERESA D.	1150 EVERGREEN ST	1.00	42.54	175.57	100.00	02/18/20
55	080621	DIAZ, MARGARITA	638 CYPRESS AVE	1.00	81.71	173.90	74.95	01/14/20
56	147128	CARVAJAI, SANDRA	122 VIRGINIA DR	150.00	55.19	173.04	175.00	12/26/19
57	081810	ROBERTO, NAVARRO	3010 INDIANA ST	1.00	73.02	173.03	63.09	01/13/20
58	081044	CASTILLO, AUDELIA	112 BROADMORE DR	76.00	88.27	171.66	88.48	02/20/20
59	080607	OSORIO, ARACELI ALCANTAR	535 BROADMORE DR	1.00	72.01	170.66	134.35	01/13/20
60	081267	DE LA FUENTE, SERVANDO	1330 EVERGREEN	76.00	96.19	170.57	90.00	01/29/20
61	120719	CRISOFORO DIAZ	319 FIG RD	76.00	68.11	170.24	60.00	03/02/20
62	081023	MARTINEZ, JOCELYN	111 VIRGINIA DR	1.00	71.44	170.03	85.00	02/08/20

Fort Bend FWSD No. 1

30 Day Delinquent Report

March-20

Updated as of March 9, 2020

174

	ACCOUNT NO.	CUSTOMER NAME	SERVICE ADDRESS	DEPOSIT	ARREARS	BALANCE	Most Recent Payment	Payment Date
63	131690	JESUS ZUNIGA & LORENA LOPEZ	4729 MISTLETOE LN	1.00	76.88	167.81	79.00	02/19/20
64	080701	WRIGHT, SARAH	311 VIRGINIA DR	100.00	84.87	167.00	80.36	02/20/20
65	081435	MORA, ELIZABETH	3707 EDIE ST	525.00	70.85	166.81	52.24	03/03/20
66	121591	ANGEL MARTINEZ	1202 AVE A	75.00	67.50	165.55	86.00	01/29/20
67	081533	ALEJOS MARCO A. AND YOLANDA	4018 EMERALD LN	1.00	73.02	164.34	71.46	01/10/20
68	080966	LOPEZ, ISABEL	208 VIRGINIA DR	1.00	63.54	163.75	100.00	02/22/20
69	081800	OLIVOSANCHEZ, YASMIN	3406 INDIANA ST	75.00	62.69	162.27	97.51	02/18/20
70	122557	ONAN E LOPEZ	4415 TULIP LN	325.00	72.01	162.22	473.36	01/09/20
71	134675	ISIDRO CRUZ	334 FIG DR	100.00	72.57	161.84	156.60	01/17/20
72	080931	CASTELAN, MARCELINA	415 TEAKWOOD AVE	1.00	86.79	158.77	97.79	01/23/20
73	146501	DOSAL, ROSA	306 VIRGINIA DR	150.00	30.42	156.23	50.00	02/04/20
74	080776	CADIS, CARL A. JR & JOHNETTE M.	542 TEAKWOOD AVE	0.00	73.02	155.65	139.72	01/10/20
75	144941	BAUTISTA, ILDEFONSO A.	231 VIRGINIA DR	150.00	72.01	153.78	64.84	01/13/20
76	135902	CARREON, JESSICA	326 COLLEGE ST	100.00	72.00	153.77	68.88	01/19/20
77	080829	ACUNA, BLAS	326 FIG DR	1.00	62.44	153.37	70.00	02/14/20
78	080493	LOPEZ, ISABEL	210 CRESCENT DR	75.00	61.37	150.52	80.00	01/20/20
79	081528	GRAVES JOE W. AND ROSA L.	20723 S POST OAK BLVD	76.00	66.08	149.59	50.00	02/26/20
80	080877	CASTILLO, ANTONIO	108 BROADMORE ST	226.00	62.20	149.30	60.00	03/02/20
81	081404	VASQUEZ, CLAUDIA	3602 INEZ ST	75.00	75.31	148.38	109.00	01/14/20
82	080476	RUIZ, JOHANA M	647 E PALM ST	100.00	73.02	146.96	155.81	01/14/20
83	081721	MONTESINOS, ANNA	3215 MARYLAND ST	1.00	64.33	146.09	211.61	01/02/20
84	081668	JASSO JOSE DAVID	638 B N LOCUST ST	1.00	64.33	146.09	133.81	01/13/20
85	080968	SMALLWOOD, THOMAS	517 E DALLAS	226.00	64.33	146.09	123.81	01/13/20
86	081330	INFANTE DE MARTINEZ, ELVA IDALIA	3198 MARYLAND ST	100.00	46.15	145.73	47.00	02/18/20
87	080503	ORTEGAROMERO, OTONIEL	407 CYPRESS AVE	1.00	63.57	144.50	63.61	01/13/20
88	080680	PEREZ, STEVEN	626 MYRTLE AVE	151.00	69.54	143.05	42.88	02/19/20
89	081373	TORRES, EMMANUEL & CANO, LORENA	817 JASMINE ST	150.00	63.52	142.12	46.51	03/03/20
90	081114	MORALES, ELIAS & MARIA	342 MERRIFIELD LN	1.00	63.57	140.31	69.48	01/08/20
91	122161	JOSE BENITEZ	4710 FERN LN	400.00	63.57	140.31	381.35	01/08/20
92	081202	DIAZ, ROSARIO	123 MERRIFIELD ST	1.00	59.38	139.89	71.73	01/13/20
93	080445	MARTINEZ, VERONICA	2803 CALIFORNIA ST #2	100.00	53.52	138.81	46.51	02/26/20
94	146087	KEVIN MURRAY	4910 DOREEN AVE	0.00	97.00	138.60	0.00	
95	120469	ISRAEL FLORES	4030 PERIDOT ST	75.00	55.64	136.53	114.61	01/13/20
96	081095	VALVANEDA, GUADALUPE	315 MERRIFIELD LN	1.00	59.38	135.70	59.74	01/10/20
97	120468	MARIA CORREA	403 TEAKWOOD AVE	75.00	40.52	133.14	70.00	03/03/20
98	081471	SALINAS, DOLORES	4535 KANSAS ST	75.00	70.80	132.78	100.00	01/16/20
99	081848	AMEZQUITA, JOSE JUAN	3603 LISSIE ST	1.00	73.02	131.58	138.92	01/02/20
100	123122	CINDY ORTEGA	314 CYPRESS AVE	75.00	59.38	131.51	55.87	01/13/20
101	080467	JAMISON, PAMELA	422 WALNUT AVE	75.00	64.33	131.02	128.19	01/24/20
102	081582	PLATA, STEFANIE	3709 INEZ ST	675.00	56.44	130.18	42.64	02/26/20
103	081424	CRISPIN, YANIRA	806 W PALM	75.00	41.26	129.21	33.61	01/13/20
104	081480	RANGEL, MARIA & CHAPA JR, SAMUEL	3011 ILLINOIS RD	225.00	53.52	128.81	32.64	03/02/20
105	081222	VASQUEZ, JUDITH	19919 S POST OAK BLVD	1.00	64.33	128.71	92.74	01/06/20
106	080770	SOLANO, JOSE GUADALUPE	534 CYPRESS AVE	1.00	64.33	128.71	177.62	01/06/20
107	081217	OROZCO, ESPERANZA	118 COLLEGE DR LOT 4	1.00	49.05	128.53	100.00	01/02/20
108	080668	HERNANDEZ, GABRIELA	4427 GARDENIA LN	1.00	55.64	127.84	112.52	01/06/20
109	080677	ACOSTA, GINA A.	635 MAPLE AVE	226.00	55.64	127.84	49.89	01/20/20
110	120609	JOSE A PENA	3218 MARYLAND RD	75.00	44.26	126.91	80.00	02/25/20
111	080708	RAMIREZ, BARBARITA MORENO	4418 IVY LANE	1.00	55.19	126.90	71.73	12/31/19
112	080588	CRUZ, ANA	4411 ROSE LN	1.00	55.10	126.39	52.00	01/15/20
113	081642	MARTINEZ, OMAR	3406 MARYLAND ST	75.00	27.14	123.68	55.00	02/20/20
114	080672	PINA, PASCUALA ALVAREZ	4423 MISTLETOE LN	1.00	81.71	120.88	109.78	01/16/20
115	081607	PROVOST BURLEY AND SHANDA	4511 KANSAS ST	76.00	55.64	119.15	65.35	01/10/20
116	081773	FITZGERALD, TRISHA LYNN	1322 TRAMMELFRESNO R	175.00	48.06	118.53	131.85	02/21/20
117	132660	ALVAREZ, CORIN	3715 EDNA ST	75.00	68.87	115.68	319.22	01/14/20
118	081320	TORRES, FAUSTINO	824 CLEO ST	75.00	53.14	115.12	30.00	02/07/20
119	081889	LOPEZ, RODOLFO	3718 LOLA ST	151.00	69.00	114.08	30.00	01/24/20
120	080916	MARANON, RAMON & MARIA	4114 VERBENA	1.00	51.32	113.97	54.72	01/14/20
121	080715	CRUZ, WALTER BLADIMIR	3315 OHIO ST	75.00	55.64	112.46	96.24	01/03/20
122	081275	MYKHAR, EMIL	1245 EVERGREEN ST	1.00	55.64	112.46	49.89	01/19/20
123	119876	AGUSTIN TRISTAN	1408 EVERGREEN ST #1	75.00	55.64	112.46	46.35	12/27/19
124	081490	LEMARK INVESTMENTS, LLC.	701 W SYCAMORE DOM	600.00	47.96	111.76	111.25	01/14/20

Fort Bend FWSD No. 1

30 Day Delinquent Report

March-20

Updated as of March 9, 2020

174

	ACCOUNT NO.	CUSTOMER NAME	SERVICE ADDRESS	DEPOSIT	ARREARS	BALANCE	Most Recent Payment	Payment Date
125	121322	MARTINEZ, MARIA	527 CYPRESS AVE	300.00	40.26	111.24	102.77	01/27/20
126	081516	PATTERSON NELL	918 W PALM	151.00	40.26	110.93	99.75	01/13/20
127	120726	CECILIA DIMAS	642 A REDWOOD AVE	1.00	46.95	109.60	97.25	12/19/19
128	121890	JORGE MAGANA	3312 INDIANA ST	75.00	46.95	109.60	106.24	01/10/20
129	081888	MEDINA, JUAN ANTONIO	3722 LOLA ST	1.00	55.64	105.77	54.72	01/05/20
130	081936	GARZA, AMALIA	3826 JAN ST	1.00	55.64	105.77	169.00	12/20/19
131	081496	SALDANA, JUAN	3202 OHIO ST	550.00	46.95	102.91	323.66	01/07/20
132	081269	ROMERO, SANJUANA	1140 EVERGREEN ST	1.00	46.95	102.91	102.77	01/14/20
133	081503	BONIER JANICE	3822 1/2 KANSAS	75.00	38.05	101.79	50.00	02/20/20
134	081335	ALMARAZ, ANGELICA	4115 EMERALD LN	75.00	39.26	101.14	50.89	01/15/20
135	080676	BALTAZAR, BENITO	634 MAPLE AVE	76.00	33.57	97.19	95.76	01/27/20
136	081912	LOPEZ, OCTAVIANO H.	3711 KIM ST	76.00	46.95	96.22	60.97	01/13/20
137	081633	WOODS GEORGE WAYNE	3842 KANSAS ST	1.00	46.95	96.22	35.87	01/15/20
138	081806	VASQUEZ, LUCIA	3110 INDIANA ST	1.00	38.38	95.89	83.98	01/27/20
139	146498	LOPEZ, VICTOR	3719 LAVERNE ST	150.00	52.48	95.80	175.00	12/16/19
140	080714	MAZE, REGINA	3103 PENNSYLVANIA ST	150.00	40.26	95.55	33.61	01/08/20
141	080489	FIGUEROA, JUAN	1619 AVE D	75.00	40.26	95.55	91.86	01/08/20
142	081617	MEJIA CESAR & DAMARIS	3606 LAVERNE ST	76.00	41.87	95.19	37.36	02/20/20
143	081977	MORGAN, ROLAND S.	631 CLEO ST	75.00	46.68	94.61	81.74	01/13/20
144	081351	MONTIEL, ROSA	1030 AVE #C	100.00	46.95	92.03	39.98	01/04/20
145	081728	OROZCO, DALINDA	3320 OHIO ST	675.00	40.26	88.86	149.37	12/30/19
146	081925	MARTINEZ, FRANCISCO	1510 AVENUE D	1.00	33.57	88.19	92.86	01/13/20
147	080985	OROZCO E, SABRINA	3615 LOLA ST	100.00	33.57	88.19	42.88	02/03/20
148	142515	RIVERA, RUTH	3714 EDNA ST	75.00	40.26	87.86	57.43	02/03/20
149	081389	SANTOS, LILIANA	3103 ILLINOIS RD	100.00	42.12	87.06	46.00	02/20/20
150	081425	CHAVEZ, RIGOBERTO	3314 ILLINOIS RD	175.00	40.26	84.67	86.49	01/13/20
151	080933	MARRUFO, EULISES	3004 MARYLAND	75.00	40.26	84.67	125.35	01/03/20
152	080822	CERVANTES, SALVADOR E & IRASEMA	630 WALNUT AVE	76.00	40.26	84.67	85.85	01/12/20
153	081767	JOHNSON, JOHN B	3319 PENNSYLVANIA ST	76.00	33.57	80.50	83.49	01/16/20
154	124066	CACERES LOPEZ, ELIEZER DODANIN	3619 LOLA ST	100.00	43.13	79.16	34.54	01/14/20
155	081370	MELENDEZ, CRYSTAL	3107 OHIO ST LTA	100.00	39.38	78.51	61.35	01/08/20
156	081290	ESTRADA, JULIAN	3314 INDIANA ST	75.00	44.10	78.20	122.20	11/22/19
157	120715	MARICELA REYES SOTO	329 MAIN ST	76.00	33.57	77.31	110.55	01/13/20
158	081452	TRISTAN, ANTONIO	3610 EDIE ST	75.00	29.38	76.89	25.87	12/27/19
159	080500	GOMEZ, ENEDINO NABA	626 RENFROBURFORD RD	101.00	29.38	76.89	287.00	01/09/20
160	134713	FRIENDSHIP BUSINESS LLC	2723 FM 521IRR	75.00	42.00	75.00	65.00	12/06/19
161	143078	MARTIN AMEZCUA	3735 LOUISE ST	75.00	40.01	74.11	1,000.00	09/25/19
162	138679	LOREDO, ANGEL	805 E PALM ST	150.00	33.57	73.12	291.56	12/27/19
163	081702	CALDERON, SALVADOR	3310 MARYLAND ST	1.00	29.38	72.70	49.89	01/20/20
164	081752	JIMENEZ, JOSE M	3114 PENNSYLVANIA ST	1.00	29.38	72.70	29.74	01/03/20
165	081613	ROSS MARIA F & SORTO MARTA	539 TRAMMEL FRESNO RD	1.00	29.38	72.70	70.25	01/13/20
166	080811	ALMARAZ, ANGELICA & MIGUEL ANGEL	420 MULBERRY AVE	1.00	25.19	72.28	39.98	01/13/20
167	134077	SANTOYO ABRAHAM AMEZQUITA & IRMA S	4414 LILLY ST	1.00	25.19	72.28	31.61	01/15/20
168	081383	RODRIGUEZ, JUAN	20645 S POST OAK BLVD	75.00	29.38	71.70	101.77	01/20/20
169	080686	REVILLA, DANIEL	4419 CAMELIA LN	1.00	29.38	68.51	75.61	01/13/20
170	081734	VALVERDE, RICHARD	3015 OHIO ST	1.00	29.38	64.32	49.89	01/15/20
171	081811	ROJAS, MARIA / PABLO	3006 INDIANA ST	1.00	25.19	63.90	66.49	01/13/20
172	144942	JELINEK, JUSTIN	427 MULBERRY LN	150.00	25.19	59.71	25.87	01/12/20
173	120738	ROBBINS NEST FOR CHILDREN	715 ELM ST FIRE	225.00	32.00	53.00	276.00	11/04/19
174	081489	DIAZ ADAN	830 W SYCAMORE ST	75.00	81.71	10.00	163.90	03/09/20
				17,081.00	12,418.93	27,705.52	18,999.76	

FWSD#1 Interconnect w/COA

Day	FWSD#1 IC w/ COA	Daily Flow	Well Reads @ WP	Daily Flow
1/1/2020	120307	66	660189	464
1/2/2020	120373	262	660653	407
1/3/2020	120635	82	661060	380
1/4/2020	120717	82	661440	295
1/5/2020	120799	83	661735	379
1/6/2020	120882	77	662114	435
1/7/2020	120959	74	662549	420
1/8/2020	121033	66	662969	287
1/9/2020	121099	71	663256	277
1/10/2020	121170	66	663533	309
1/11/2020	121236	66	663842	398
1/12/2020	121302	66	664240	270
1/13/2020	121368	57	664510	410
1/14/2020	121425	75	664920	435
1/15/2020	121500	126	665355	290
1/16/2020	121626	81	665645	263
1/17/2020	121707	74	665908	273
1/18/2020	121781	74	666181	413
1/19/2020	121855	75	666594	427
1/20/2020	121930	73	667021	296
1/21/2020	122003	66	667317	272
1/22/2020	122069	66	667589	266
1/23/2020	122135	68	667855	315
1/24/2020	122203	73	668170	426
1/25/2020	122276	73	668596	265
1/26/2020	122349	73	668861	309
1/27/2020	122422	61	669170	401
1/28/2020	122483	64	669571	395
1/29/2020	122547	66	669966	281
1/30/2020	122613	65	670247	280
1/31/2020	122678	73	670527	266
2/1/2020	122751	74	670793	431

*meter is read M-F during normal business hours, weekend reads are calculated.

FWSD#1 Interconnect w/COA

Day	FWSD#1 IC w/ COA	Daily Flow	Well Reads @ WP	Daily Flow
2/1/2020	122751	74	670793	434
2/2/2020	122825	74	671227	270
2/3/2020	122899	69	671497	437
2/4/2020	122968	75	671934	264
2/5/2020	123043	64	672198	423
2/6/2020	123107	70	672621	267
2/7/2020	123177	77	672888	428
2/8/2020	123254	78	673316	267
2/9/2020	123332	78	673583	353
2/10/2020	123410	73	673936	354
2/11/2020	123483	71	674290	264
2/12/2020	123554	64	674554	383
2/13/2020	123618	65	674937	309
2/14/2020	123683	74	675246	272
2/15/2020	123757	74	675518	432
2/16/2020	123831	74	675950	270
2/17/2020	123905	75	676220	437
2/18/2020	123980	69	676657	273
2/19/2020	124049	70	676930	418
2/20/2020	124119	73	677348	283
2/21/2020	124192	73	677631	269
2/22/2020	124265	73	677900	427
2/23/2020	124338	73	678327	268
2/24/2020	124411	80	678595	421
2/25/2020	124491	84	679016	272
2/26/2020	124575	77	679288	419
2/27/2020	124652	84	679707	281
2/28/2020	124736	86	679988	280
2/29/2020	124822	86	680268	417
3/1/2020	124908	86	680685	422

*meter is read M-F during normal business hours, weekend reads are calculated.

2019 COA Sewer Meter Reads

Day	COA Sewer Reads	Daily Flow (in GPD)
1/1/2020	75971352	72,544
1/2/2020	76043896	69,480
1/3/2020	76113376	67,192
1/4/2020	76180568	67,192
1/5/2020	76247760	67,192
1/6/2020	76314952	66,224
1/7/2020	76381176	67,720
1/8/2020	76448896	64,456
1/9/2020	76513352	73,288
1/10/2020	76586640	81,200
1/11/2020	76667840	81,200
1/12/2020	76749040	81,200
1/13/2020	76830240	71,592
1/14/2020	76901832	76,416
1/15/2020	76978248	74,504
1/16/2020	77052752	70,536
1/17/2020	77123288	88,789
1/18/2020	77212077	88,789
1/19/2020	77300866	88,790
1/20/2020	77389656	75,984
1/21/2020	77465640	70,520
1/22/2020	77536160	255,936
1/23/2020	77792096	252,400
1/24/2020	78044496	104,170
1/25/2020	78148666	104,171
1/26/2020	78252837	104,171
1/27/2020	78357008	73,400
1/28/2020	78430408	101,088
1/29/2020	78531496	87,488
1/30/2020	78618984	80,912
1/31/2020	78699896	82,533
2/1/2020	78782429	82,533
Average Daily Flow (in GPD)		90,425
% based on allotted capacity 250,000 gpd		36%

2019 COA Sewer Meter Reads

Day	COA Sewer Reads	Daily Flow (in GPD)
2/1/2020	78782429	82,533
2/2/2020	78864962	82,534
2/3/2020	78947496	67,608
2/4/2020	79015104	68,152
2/5/2020	79083256	67,600
2/6/2020	79150856	66,592
2/7/2020	79217448	66,885
2/8/2020	79284333	66,885
2/9/2020	79351218	66,886
2/10/2020	79418104	82,768
2/11/2020	79500872	65,680
2/12/2020	79566552	53,496
2/13/2020	79620048	68,384
2/14/2020	79688432	69,544
2/15/2020	79757976	69,544
2/16/2020	79827520	69,544
2/17/2020	79897064	93,240
2/18/2020	79990304	72,264
2/19/2020	80062568	69,616
2/20/2020	80132184	69,376
2/21/2020	80201560	66,317
2/22/2020	80267877	66,317
2/23/2020	80334194	66,318
2/24/2020	80400512	107,992
2/25/2020	80508504	66,864
2/26/2020	80575368	75,056
2/27/2020	80650424	58,200
2/28/2020	80708624	71,584
2/29/2020	80780208	71,584
3/1/2020	80851792	71,584
Average Daily Flow (in GPD)		71,365
% based on allotted capacity 250,000 gpd		29%

**MINUTES OF THE MEETING OF
FORT BEND COUNTY FRESH WATER SUPPLY DISTRICT NO. 1**

February 20, 2020

STATE OF TEXAS

COUNTY OF FORT BEND

The Board of Supervisors (the “Board”) of Fort Bend County Fresh Water Supply District No. 1 of Fort Bend County, Texas (the “District”), met in regular session, open to the public, on February 20, 2020, commencing at 6:00 p.m. at 4521 F.M. 521 North, Fresno, Fort Bend County, Texas 77545, a designated meeting place inside the boundaries of the District, and the roll was called of the duly constituted officers and members of the Board, to wit:

Paul Hamilton	President
Greg Fleck	Vice President
Calvin Casher	Secretary
Rodrigo Carreon	Assistant Secretary
Rosa Linda Medina	Assistant Secretary

All members of the Board were present except Supervisor Hamilton, thus constituting a quorum.

Also present at the meeting were: Cindy Grimes with Municipal Accounts & Consulting, LP, the District’s Bookkeeper (“MAC”); David Dybala with Jacobs Engineering Group, Inc. (“Jacobs”), the District’s Engineer; Bart Downum with Environmental Development Partners (“EDP”), the District’s Operator; Dwayne Grigar with Fort Bend County Precinct No. 1; members of the public, the names of whom are on file in the official records of the District; and Michael R. Willis and Tamara Sharkey of Sanford Kuhl Hagan Kugle Parker Kahn LLP (“SK Law”), the District’s Attorney.

The meeting was called to order and the following business was transacted.

1. HEAR FROM PUBLIC (MATTERS ON THE AGENDA)

The Board recognized Mr. Coyle, who discussed construction efforts on the District’s projects near Kansas St. He reported that contractors in the area would block driveways with their vehicles, dirt and debris was not timely swept and became mud puddles whenever it rained, and some fences and mailboxes had been damaged. Mr. Dybala noted he had discussed some of the issues with the contractors previously, but would address all of Mr. Coyle’s concerns with them again and monitor their compliance.

The Board then recognized Mr. Castillo who inquired as to how his property could be included in the District’s water and wastewater supply projects. It was determined his residence at 634 Cleo St. is in Phase III and will be notified when the District is beginning the sign-up for that Phase.

The Board then recognized Mr. Murray who requested he be placed on email distribution for notification of upcoming Board meetings.

The Board noted that there were no further members of the public present who wished to address the Board concerning matters on the Agenda and no action was necessary at this time.

2. BOOKKEEPER'S REPORT

The Board then considered the Bookkeeper's Report presented by Ms. Grimes, a copy of which is on file in the official records of the District, and the invoices and checks presented for payment as follows:

A. Approval of Bills.

The Board reviewed the bills presented for payment. Ms. Grimes also presented an additional check for the Board's review to Fort Bend County in the amount of \$3,700 for hosting of the joint election.

B. Review Investment Report.

The Board reviewed the investment report.

C. Review Collateral Pledge Report.

The Board reviewed the Collateral Pledge report.

Upon motion duly made by Supervisor Casher, seconded by Supervisor Medina, and after full discussion, the Board voted unanimously to approve the Bookkeeper's Report and authorize the payment of the checks and invoices listed therein, including the check to Fort Bend County for election services in the amount of \$3,700.

3. TAX REPORT

Ms. Grimes then presented to the Board the Tax Report.

Upon motion duly made by Supervisor Medina, seconded by Supervisor Casher, the Board voted unanimously to approve the Tax Report, as presented.

4. ENGINEER'S REPORT

The Board recognized Mr. Dybala, who presented the Engineer's Report as follows:

A. Status of Projects

- Fresno Gardens North Subdivision Wastewater Collection System
 - Mr. Dybala anticipates project completion in the second quarter of 2020.
 - The contractor has completed installation of the sanitary sewer along N. and S. Locust St., Ash St., Pecan St., and Cedar St. Only final testing and surface repairs remain.
 - Installation is in progress for the sanitary sewer system along Kansas St.
 - The Contractor has demolished the fencing and above-ground electrical components of the former Halliburton lift station and anticipate complete demolition of the lift station in late March. In response to questions by Director Carreon, Mr. Dybala noted the updates along F.M. 521 allowed demolishing of this lift station without the need for construction of a new lift station in the District.
 - The Contractor has not begun construction on the TxDOT and Union Pacific Railroad ("UPRR") crossing.

- Mr. Dybala presented to the Board for approval Pay Estimate No. 3 from R Construction Company (“R Construction”), in the amount of \$748,285.20 and Invoice No. 1 from Geotest in the amount of \$8,903.90, and recommended approval.
- Fresno Gardens North Subdivision Wastewater Plumbing Contract
 - The Board conducted the final town hall meeting on November 21, 2019 and secured 70 applications for this phase. The project will begin once the District installs the public wastewater system in this area.
- Gateway Acres Subdivision Wastewater Collection System
 - Jacobs is completing the project construction drawings for agency review. The construction project will be on hold until completion of Trammel Fresno Road widening project and securing a new loan.
 - Jacobs anticipates presenting to the Board a proposal for a topo survey of the completed Trammel Fresno Road ROW and update of construction plans in March/April.
 - In response to inquiry from Director Carreon, Mr. Dybala noted wastewater lines will be provided to any eligible homes in the project area so long as there is access from a public right-of-way and this includes homes along dead end roads.
- Fresno Ranchos Subdivision Wastewater Lift Station and Force Main
 - Jacobs is completing the construction drawings for agency review. Construction of the new project will be on hold until completion of Trammel Fresno Road widening project and securing a new loan.
 - Jacobs anticipates presenting to the Board a proposal for a topo survey of the completed Trammel Fresno Road ROW and update of construction plans in March/April.
- Gateway Acres Subdivision Wastewater Plumbing Contract
 - Townhall meetings will be conducted once the public wastewater lines for this area are under construction.
- Water Plant #2
 - Jacobs is incorporating all reviewing agency comments into the plan set and preparing final construction drawings. Once completed, Jacobs will seek and obtain final agency signatures and approvals.
 - Jacobs anticipates advertising the project in mid-2020.
 - District Estimated Water Connection Timeline (FBCFWSD#1 WP#1 Connection Capacity = 1,750)
 - o End of 2020=1,675
 - o End of 2021=1,750
 - o Anticipate completing District’s WP#2 by end of 2021.
 - The Board then discussed a trespassing incident on the grounds of Water Plant #2, where several people were driving trucks and the vehicles became stuck in the mud until removed by the Sheriff’s office, and the resulting damages to the property. The Board recognized a resident, who was one of the trespassers, and considered his apology and offer to have his father’s landscaping company perform repairs or pay for damages he caused. The consensus of the Board was to have the landscaping company evaluated for its suitability to perform work for the District and to get a proposal for repairing the damages to be considered at the next meeting. The Board

then discussed adding No Trespassing signs and the optimal locations around the property.

Upon motion duly made by Supervisor Carreon, seconded by Supervisor Casher, the Board voted to approve 7 sign units (which includes the installation of a pole, concrete, and signs in English and Spanish per unit) in an amount not to exceed \$500 per sign unit, and designate Supervisor Fleck to approve the final estimated cost and design before installation.

B. Authorize Engineer to prepare plans and specifications for water and wastewater systems projects as necessary

- The Board noted that no action was necessary at this time.

C. Authorize solicitation/advertisement of bids for construction of water system and wastewater system projects as necessary

- The Board noted that no action was necessary at this time.

D. Report on status of project funding and take necessary action related thereto

1. Project One Year Warranty Expiration Dates

- FM 521 Wastewater Extension warranty expires August 15, 2020.

2. 2015 TWDB DFUND Loan

- Jacobs anticipates using remaining funds for Water Plant No. 2 project.

3. 2009 TWDB CWSRF Loan

- The remaining funds for Fresno Gardens North Subdivision Wastewater Collection System project from this loan are fully utilized with the payment of Pay Estimate #3 to R Construction, as discussed above.

4. 4th TWDB DFUND Loan

- The remaining funds from the TWDB loan for \$1,745,000 will be used to complete the Water Plant No. 2 project.

5. 3rd TWDB CWSRF Loan or TCEQ Loan

- Jacobs has finalized the engineering and environmental sections for this loan application estimated at \$12,665,000, but per the Board's request, additional information will be presented at the March meeting to outline the phases and potential funding sources for the following projects: Fresno Gardens North Subdivision Wastewater System, Gateway Acres Subdivision Wastewater System, Fresno Ranchos Subdivision Lift Station and Force Main projects, and certain costs related to the District's share of an Expansion of the City of Arcola (the "City" or "COA") Wastewater Treatment Plant. Jacobs will also present information on additional projects that could be included in this funding plan.

6. Fort Bend County CDBG Funds

- Jacobs recommends applying for community development block grant funds once the Gateway Acres Subdivision Wastewater plumbing project is underway.

E. Projections for District Water and Wastewater Projects

- Need to update information every January and July.

F. Discuss Emergency Preparedness Plan

- Jacobs and EDP will review the EPP in April of each year to determine if changes are necessary.

G. Requests for Water and Sanitary Sewer Service

- **Water Service**
 - Mr. Dybala reviewed the status of non-residential applications for water service, updates on applications in process, and pending connections.
 - Mr. Dybala presented to the Board the application and fee for Quality Paint and Body, and the application, approved at the previous meeting, for water service to Enriguez Tire Shop for approval to have EDP begin processing.
- **Wastewater Service**
 - Mr. Dybala reviewed the status of non-residential applications for wastewater service and pending connections, including his attempts to contact applicants approaching 1 year without finalizing their applications for services.
 - Mr. Dybala presented to the Board the application and fee for Quality Paint and Body for wastewater service.
 - Mr. Dybala noted Stoneham Commercial has not responded to EDP's attempts to contact them. The consensus of the Board was to remove Stoneham from its pending connections list, as the application has expired.

H. Trammel Fresno Road Widening Project

- EDP has reported all waterline adjustments approved at this time have been completed.

I. Potential Emergency Water Interconnect with Brazoria County Municipal Utility District No. 21

- Brazoria County Municipal Utility District No. 21 ("BC MUD 21") is interested in pursuing an interconnect once the District completes Water Plant No. 2 with a 50/50 cost split. The consensus of the Board was that a connection was acceptable but the 50/50 cost split would only be for the actual connection and the costs for any extension would be solely BC MUD 21's responsibility. Mr. Dybala will evaluate the potential costs for the Board's review.

J. Emergency Water Interconnect with Charleston Municipal Utility District

- The proposed interconnect with Charleston Municipal Utility District ("Charleston MUD") is waiting for TCEQ approval. Mr. Willis reported the emergency interconnect agreement is final and all the District's comments were accepted.

K. Consider Water Service to NalcoChampion

- Mr. Dybala noted the customer was informed it can apply for District water service that can be used to fill water tanks for fire event use.

L. Status of COA Water Plant

- Mr. Dybala anticipates the City water plant to be complete by the end of 2021.

M. Status of COA WWTP Expansion Project (0.675 mgd to 0.95 mgd)

- The Board responded to the City stating the District's interest in participating in the proposed expansion and reserving a capacity of 100,000 gpd. Mr. Dybala spoke with COA consultants on the estimated costs and the preliminary estimate was approximately \$2,000,000 with a \$300,000 engineering fee, which would be prorated. COA is still finalizing the estimate and Jacobs will present the District's estimated share at that time.

N. Water Interconnect between the District and COA

- The TCEQ requested information related to this interconnect and Jacobs received an approval letter from the TCEQ regarding this interconnect.

O. FM 521 Roadway Widening Project

- Provided record drawings to Dannenbaum and a utility coordination meeting is expected in the coming months to discuss impact on District facilities.

P. Water Plant No. 1 Repairs

- Both tanks require recoating of internal services per EDP's inspection report. A repair schedule and plan will be presented once reports on piping is received and the project is estimated to begin in winter of 2020.

Upon motion made by Supervisor Medina, and seconded by Supervisor Casher, and after full discussion, the Board voted unanimously to approve the Engineer's Report and approve the application for water service to Quality Paint and Body and Enriguez Tire Shop and the application for wastewater service to Quality Paint and Body.

5. OPERATOR'S REPORT/TERMINATION OF SERVICE

Next the Board recognized Mr. Downum, who submitted to and reviewed with the Board the Operator's Report, a copy of which is on file in the official records of the District.

A. Repairs to Water and Wastewater systems

Mr. Downum reported substantial system repairs and maintenance as follows:

- Installed residential taps and meters at six locations;
- Performed annual commercial meter testing;
- Performed annual fire hydrant inspection;

- Repaired fire hydrants at 4115 Emerald Lane and 724 Cleo St.;
- Replaced fire hydrant on 4521 F.M. 521;
- Repaired leak in water main at 824 Cleo St.;
- Plugged two wells; and
- Isolated tanks at water plant for further inspection.

Mr. Downum reported the reflector installation and repainting of 516 hydrants, as discussed at previous meetings, is in progress.

Mr. Downum also reported that a customer reports a sycamore tree in front of her house is dead and the customer is concerned the tree will eventually damage her home. Mr. Dybala confirmed the tree was in a project area but is located in a Fort Bend County ROW. Mr. Grigar agreed to determine if Fort Bend County has a standard reporting process for similar situations.

B. Requests for Water Taps

Mr. Downum did not report any requests at this time.

C. Delinquent Water Accounts and Service Terminations

Mr. Downum provided a list of customers that received a delinquent letter by mail and are subject to the disconnection of service.

Mr. Downum informed the Board that EDP completed the North Fort Bend Regional Water Authority Annual Water Usage Report, and noted it will submit same by March 1, 2020.

Mr. Downum noted accountability was 89.8%, up from 76.7%, and Mr. Dybala noted there was an issue with the COA interconnect that contributed to the low value. Mr. Downum also noted annual flushing would contribute to a lower accountability on this report as well.

Upon a motion duly made by Supervisor Medina, seconded by Supervisor Casher, and after full discussion, the Board voted unanimously to approve (1) the Operator's Report; (2) the repairs to the water and waste water system; and (3) the account termination list.

6. ATTORNEY'S REPORT

The Board recognized Mr. Willis, who presented the Attorney's report as follows:

A. Approval of Minutes

The proposed minutes of the meeting held on January 16, 2020 were presented for approval.

Upon a motion made by Supervisor Medina, seconded by Supervisor Casher, and after full discussion, the Board voted unanimously to approve the minutes of the meeting held on January 16, 2020, as presented.

B. Discuss COA Wastewater Treatment Plant Expansion

Mr. Willis noted next steps require the City's response to the District's capacity request, as discussed at previous meetings. Mr. Dybala reported on discussions with COA's engineer regarding the expansion.

C. Approve Resolution Concerning Tax Exemptions For 2020.

Mr. Willis then presented to and reviewed with the Board a proposed Resolution Concerning Tax Exemptions For 2020.

Upon motion by Supervisor Casher, seconded by Supervisor Carreon, the Board voted unanimously not to grant any tax exemptions for 2020 and to adopt the Resolution Concerning Tax Exemptions For 2020. A copy of said resolution is on file in the official records of the District.

D. Authorize Attorney to Collect Delinquent Taxes

Consideration was then given to authorizing the District's delinquent tax attorney to collect the District's delinquent taxes. The Board noted that the District has a contract with Linebarger Goggan Blair and Sampson ("Linebarger") to collect the District's delinquent taxes and that such contract continues until terminated.

Upon motion duly made by Supervisor Medina, seconded by Supervisor Casher, the Board voted unanimously to authorize Linebarger to collect the District's delinquent taxes, including the 2019 taxes that are delinquent on July 1, 2020 and thereafter.

E. Approve Resolution Implementing 20% Penalty on Delinquent Taxes and Contracting with Attorneys to Collect Delinquent Taxes.

Mr. Willis then presented to and reviewed with the Board a proposed Resolution Implementing 20% Penalty on Delinquent Taxes and Contracting with Attorneys to Collect Delinquent Taxes.

Upon motion by Supervisor Casher, seconded by Supervisor Carreon, the Board voted unanimously to (i) authorize a 20% penalty on 2019 real property taxes which are delinquent on July 1, 2020 and thereafter, (ii) authorize a 20% penalty on 2019 personal property taxes which are delinquent on April 1, 2020 and thereafter, and (iii) adopt the Resolution Implementing 20% Penalty on Delinquent Taxes and Contracting with Attorneys to Collect Delinquent Taxes. A copy of said resolution is on file in the official records of the District.

F. Legislative update.

The Board then recognized Ms. Sharkey who reviewed with the Board the new legislative requirements for each Supervisor to undergo cybersecurity training by June 14 of each year.

7. REGIONAL PLANT COMMITTEE REPORT

Mr. Willis then presented the Regional Plant Committee Report.

Upon a motion made by Supervisor Casher, seconded by Supervisor Carreon, and after full discussion, the Board voted unanimously to approve the Regional Plant Committee Report.

[THE REMAINDER OF THIS PAGE LEFT INTENTIONALLY BLANK.]

PASSED, ADOPTED, and APPROVED this _____.

Secretary

[SEAL]

CERTIFICATE FOR ORDER POSTPONING SUPERVISORS
AND TAX ASSESSOR/COLLECTOR ELECTION

THE STATE OF TEXAS

COUNTY OF FORT BEND

FORT BEND COUNTY FRESH WATER SUPPLY DISTRICT NO. 1

§
§
§
§
§

We, the undersigned officers of the Board of Supervisors (the "Board") of Fort Bend County Fresh Water Supply District No. 1 (the "District"), hereby certify as follows:

1. The Board convened in special session, open to the public, on March 26, 2020, via telephonic conference, as permitted by the March 16, 2020, Declaration by the Governor of the State of Texas which suspended certain provisions of Chapter 551, Texas Government Code, and the roll was called of the members of the Board, to-wit:

Paul Hamilton	-	President
Greg Fleck	-	Vice President
Calvin Casher	-	Secretary
Rodrigo Carreon	-	Assistant Secretary
Rosa Linda Medina	-	Assistant Secretary

All members of the Board were present, except the following: _____, thus constituting a quorum. Whereupon, among other business, the following was transaction at such meeting:

ORDER POSTPONING SUPERVISORS AND TAX ASSESSOR/COLLECTOR ELECTION

was duly introduced for the consideration of the Board. It was then duly moved and seconded that such Order be adopted; and, after due discussion, such motion, carrying with it the adoption of said Order, prevailed and carried by the following vote:

AYES: _____

NOES: _____

2. A true, full, and correct copy of the aforesaid Order adopted at the meeting described in the above and foregoing paragraph is attached to and follows this Certificate; such Order has been duly recorded in said Board's minutes of such meeting; the above and foregoing paragraph is a true, full, and correct excerpt from the Board's minutes of such meeting pertaining to the adoption of such Order; the persons named in the above and foregoing paragraph are the duly chosen, qualified, and acting officers and members of the Board as indicated therein; each of the officers and members of the Board was duly and sufficiently notified officially and personally, in advance of the time, place, and purpose of such meeting and that such Order would be introduced and considered for adoption at such meeting and each of such officers and members consented, in advance, to the holding of such meeting for such purpose; such meeting was open to the public, as required by law, and public notice of the time, place and purpose of such meeting was given as required by V.T.C.A. Government Code, Chapter 551, as amended.

SIGNED AND SEALED this 26th day of March, 2020.

ATTEST:

President, Board of Supervisors

Secretary, Board of Supervisors
(SEAL)

ORDER POSTPONING SUPERVISORS AND TAX ASSESSOR/COLLECTOR ELECTION

THE STATE OF TEXAS

§

COUNTY OF FORT BEND

§

FORT BEND COUNTY FRESH WATER SUPPLY DISTRICT NO. 1

§

§

§

WHEREAS, on January 16, 2020, the Board of Supervisors (the “Board”) of Fort Bend County Fresh Water Supply District No. 1 (the “District”) called a Supervisors and Tax Assessor/Collector Election to be held within and for the District between the hours of 7:00 a.m. and 7:00 p.m., on May 2, 2020, for the purpose of electing three (3) supervisors and one (1) tax assessor/collector (the “Election”); and

WHEREAS, the Board of the District appointed Sanford Kuhl Hagan Kugle Parker Kahn LLP (“SK Law”) to serve as its agent for election matters; and

WHEREAS, the District entered into a Joint Election Agreement and Contract for Election Services (the “Contract”) with Fort Bend County (the “County”) which provided that the County would conduct the Election on behalf of the District;

WHEREAS, on March 18, 2020, pursuant to Section 418.016 of the Texas Government Code, the Governor of the State of Texas issued a proclamation suspending certain provisions of the Texas Election Code and the Texas Water Code to permit a political subdivision which was utilizing the May 2, 2020, Uniform Election Date to postpone its election to the November 3, 2020, Uniform Election Date (the “Proclamation”); and

WHEREAS, on March 18, 2020, the Texas Secretary of State issued Election Advisory 2020-12, to provide guidance to a local political subdivision regarding postponement of a May 2, 2020, election; and

WHEREAS, by communication dated March 18, 2020, the County urged the District to postpone its election to protect the health and safety of citizens of the County and the District; and

WHEREAS, pursuant to the Proclamation and the Texas Secretary of State’s Election Advisory 2020-12, and out of concern for the health and safety of voters, election workers, and local election officials, the Board of the District finds it is in the best interest of the District to postpone the Election to the November 3, 2020, Uniform Election Date; Now, Therefore,

BE IT ORDERED BY THE BOARD OF SUPERVISORS OF FORT BEND COUNTY FRESH WATER SUPPLY DISTRICT NO. 1 THAT:

Section 1: The Board of the District, exercising its authority pursuant to the Proclamation, hereby postpones the Election to the November 3, 2020, Uniform Election Date (the “Postponed Election”).

Section 2: As provided by Article XVI, Section 17 of the Texas Constitution, the current supervisors and tax assessor of the District whose terms expire on May 2, 2020, will continue to serve and exercise the duties of their respective offices until the Postponed Election.

Section 3: The candidate filings received by the District for the Election will remain valid for the Postponed Election. Further, the candidate filing period shall not be re-opened for purposes of the

Postponed Election; and no action taken by the Board of the District pursuant to the Proclamation shall be construed as re-opening the candidate filing period for the Postponed Election.

Section 4: All applications for ballots by mail received by the District in connection with the Election for voters that are over 65 or disabled shall remain valid for the Postponed Election. Applications for ballots by mail received by the District for voters that expect to be absent from the County shall not be valid for the Postponed Election.

Section 5: The supervisors and tax assessor/collector elected to office in the Postponed Election, will have terms ending on the May 2024 Uniform Election Date.

Section 6: The following are key dates for the Postponed Election:

- a. Deadline for voter registration: October 5, 2020;
- b. Deadline to submit an application for ballot by mail: October 23, 2020;
- c. Early voting by personal appearance: October 19, 2020 through October 30, 2020; and
- d. Election Day: Tuesday, November 3, 2020.

Section 7: The President and Secretary of the District's Board and SK Law are hereby authorized and directed to take any action necessary to carry out the provisions of this Order.

PASSED AND APPROVED this 26th day of March, 2020.

/s/ Paul Hamilton

President, Board of Supervisors

/s/ Calvin Casher

Secretary, Board of Supervisors

Fresno Freshwater 1 Wastewater Treatment Plant
December 24, 2019 Through January 31, 2020 Summary
February 20, 2019

The treatment plant operation information was received by Paul Hamilton from John Montergomery with Municipal Operations & Consultants.

WWTP Operations Report:

During the month of (1/20/2020 - 2/20/2020) per the attached MOC monthly report, the WWTP was operating at 50% of the 0.675 MGD permit capacity and was operating within permit parameters. Average daily flow was 337,077 gallons. During the month total plant flow (12/31/19-1/31/2020) was 10,449,400 gallons and the total rainfall was 5.5 inches. Daily plant peak flow was 852,500 gallons. Freshwater 1 daily average inflow was (13%) 90,351 gallons. Arcola daily inflow was 37%

WWTP Discharge Monitoring Report:

The January 2020 Discharge Monitoring Report (DMR) did not reflect any parameter exceedances. A copy of the DMR is attached.


Operations Expenses

The WWTP total expenses for December 24, 2019 - January 31, 2020 was \$ 8,229.13. \$1000.00 for MOC monthly services plus \$ 7,229.13 for ancillary supplies and activities. See attached expense sheets, back pages of the report package.

Paul Hamilton

FBFW1 Supervisor & Treatment Plant Liaison

WATER UTILITY OPERATIONS



MUNICIPAL OPERATIONS & CONSULTING, INC.

MONTHLY OPERATIONS REPORT FOR THE CITY OF ARCOLA

February, 2020

TOTAL CONNECTION COUNT: 739
SEWER ONLY BILLED: 259
WATER/SEWER BILLED: 342
VACANTS: 138

BILLING PERIOD: 01/20/20 - 02/20/20

FWSD 1 - Previous Read 121,943,000
Read Date: 02/20/20 124,117,000
Total Gallons Pumped: 2,174,000
Water received from FB 141 0
Water supplied to FB 141 0
Gallons Billed 2,003,000
Leaks and Flushing 10,000
Pumped vs Billed 93%

Notes:

	Penalty	Tap Fee	Sewer	Water	NFBWA	TCEQ	Misc.	Deposit	TOTAL
REVENUE:	\$938.51	\$0.00	\$21,270.74	\$16,346.34	\$6,672.33	\$0.00	\$886.75	\$472.00	\$46,586.67

WASTEWATER TREATMENT PLANT

T.C.E.Q. Permit Number: TX0102385
Permit expiration date: January, 2024

January, 2020

	January, 2020	Permitted	Measured by:
Average daily flow	337,077	Permitted Daily Flow	675,000 gal.per day
Average CBOD	4	Permitted CBOD	10 lbs/day
Average Total Suspended Solids	1.96	Permitted T.S.S.	15 mg/l
Average Ammonia Nitrogen	0.05	Permitted Ammonia Nitrogen	3 mg/l
Average PH	7.52	Permitted PH	6.00 - 9.00 STD UNIT
Average Dissolved Oxygen	7.56	Permitted Dissolved Oxygen	4.0 mg/l
E. coli	1.00	Permitted E. coli	126.0 mpn/100 ml
Total Rainfall	5.50		
Daily Average Flow - FS #1	90,351		
FS #1 Flow	13%		
Arcola Flow	37%		

Sewer Treatment plant is currently operating at 50% of the permitted capacity

Sewer Treatment Plant/Lift Station - Notes

City of Arcola Sewage Treatment Plant

January-20

	Flow Reading	Total Gallons x100	2hr Peak	CL ₂ Res.	Mag. Res.	Final CL ₂	Sample Temp	%Solids SV - 30	Sludge Blanket	Waste Time	Bleach Total Used	Rainfall (Inches)
12/31/2019	6657313											
1/1/2020	6659110	1797	20	2	0.15	1.85	3			40	20	0
1/2/2020	6661224	2114	34	2	0.18	1.82	3	20	5	60	20	0.25
1/3/2020	6663223	1999	31	2.5	0.1	2.4	3			0	20	0
1/4/2020	6665013	1790	28	2.8	0.05	2.75	3			0	20	0
1/5/2020	6667064	2051	21	3.1	0.09	3.01	3			0	20	0
1/6/2020	6669100	2036	28	3.6	0.12	3.48	3			0	20	0
1/7/2020	6670880	1780	31	3.1	0.1	3	3	20	5	20	20	0
1/8/2020	6672568	1688	51	3.4	0.18	3.22	3			0	20	0
1/9/2020	6674374	1806	41	3.1	0.15	2.95	3	18	5	60	20	0
1/10/2020	6676018	1644	28	3	0.1	2.9	3			40	20	0
1/11/2020	6679352	3334	60	3.8	0.13	3.67	3			0	20	1
1/12/2020	6683300	3948	30	3.4	0.18	3.22	3			20	20	0
1/13/2020	6685854	2554	28	3.1	0.1	3	3			0	20	0.25
1/14/2020	6690070	4216	35	3.6	0.15	3.45	3	20	5	40	20	0
1/15/2020	6692403	2333	33	3.2	0.21	2.99	3			0	20	0
1/16/2020	6694733	2330	25	3	0.05	2.95	3	26	5	40	20	0
1/17/2020	6696501	1768	57	2.1	0.08	2.02	3			0	20	0
1/18/2020	6699112	2611	40	3.5	0.18	3.32	3			0	20	0.5
1/19/2020	6706110	6998	60	3.9	0.1	3.8	3			0	20	0.25
1/20/2020	6711137	5027	30	3.1	0.08	3.02	3			0	20	0
1/21/2020	6714363	3226	28	2	0.22	1.78	3	32	8	0	20	0
1/22/2020	6716461	2098	20	2.6	0.12	2.48	3			40	20	0
1/23/2020	6723889	7428	60	4	0.04	3.96	3	30	8	40	20	2.5
1/24/2020	6732414	8525	60	3.6	0.09	3.51	3			0	20	0
1/25/2020	6739215	6801	50	3.1	0.18	2.92	3			40	20	0
1/26/2020	6743292	4077	35	3	0.1	2.9	3			40	20	0.25
1/27/2020	6747747	4455	59	2.6	0.05	2.55	3			40	20	0
1/28/2020	6751822	4075	45	3.6	0.12	3.48	3	18	5	40	20	0.25
1/29/2020	6756178	4356	54	3.1	0.1	3	3			40	20	0.25
1/30/2020	6759349	3171	32	4	0.04	3.96	3	20	5	0	20	0
1/31/2020	6761807	2458	40	3.2	0.12	3.08	3			0	20	0

Total Flow Gallons: 10,449,400
 Daily Average (0.5 MGD): 337,077
 Daily Peak Flow: 852,500
 2 Hour Peak in GPM (1389): 625
 Total Flow Gallons: 620
 Total Daily Avg CL₂: 20
 Total Rainfall: 5.50

Supervising Operator: James Durgens
 Supervisor License #: WW0061603 (B)
 Supervisor Signature: _____
 Date: _____

 Edit DMR

Collapse Header

Permit

Permit ID: TX0102385

Permittee: ARCOLA, CITY OF

Facility: CITY OF ARCOLA WWTP

Permitted Feature: 001 - External Outfall

Report Dates & Status

Monitoring Period: From 01/01/20 to 01/31/20

Status: NetDMR Validated

Principal Executive Officer

First Name:

Title:

No Data Indicator (NODI) Form NODI: ▼

Form NODI:

Parameter	NODI	Quantity or Loading	Value 1	Value 2	Units	Value 1	Value 2	Quality or Concentration	Units	# of Ex.	Freq. of Analysis	Smpl. Type
Code	Name											
00300 Oxygen, dissolved [DO]	Smpl.					= ▾ 7.56			mg/L ▾	0	01/07 ▾	GR ▾
1 - Effluent Gross												
Season: 0	Req.					>=4.0 Monthly Minimum			Milligrams per Liter		Weekly	GRAB
NODI: ▾	NODI					▾						
00400 pH	Smpl.					= ▾ 7.16		= ▾ 7.87	SU ▾	0	01/07 ▾	GR ▾
1 - Effluent Gross												
Season: 0	Req.					>=6.0 Minimum		<=9.0 Maximum	Standard Units		Twice Per Month	GRAB
NODI: ▾	NODI					▾		▾				
00530 Solids, total suspended	Smpl.								mg/L ▾	0	01/07 ▾	CS ▾
1 - Effluent Gross												
Season: 0	Req.					<=84.0 Daily Average		<=15.0 Daily Average	Milligrams per Liter		Weekly	COMPOS
NODI: ▾	NODI					▾		<=40.0 Daily Maximum				

Code	Name	Value 1	Value 2	Units	Value 1	Value 2	Value 3	Units	Ex.	Analysis	Type
00610	Nitrogen, ammonia total [as N]	Req. < 0.137		lb/d		< 0.05	< 0.05	mg/L	0	01/07	CS
1 - Effluent Gross											
Season: 0											
NODI: <input type="checkbox"/>											
50050	Flow, in conduit or thru treatment plant	Req. <=17.0 Daily Average		Pounds per Day		<=3.0 Daily Average	<=10.0 Daily Maximum	Milligrams per Liter		Weekly	COMPOS
1 - Effluent Gross											
Season: 0											
NODI: <input type="checkbox"/>											
5	Chlorine, total residual	Req. <=0.675 Daily Average		Million Gallons per Day						Continuous	TOTALZ
1 - Effluent Gross											
Season: 0											
NODI: <input type="checkbox"/>											
51040	E. coli	Req. <=1.0 Monthly Minimum		mg/L		= 1.78	= 3.96	mg/L	0	01/01	GR
1 - Effluent Gross											
Season: 0											
NODI: <input type="checkbox"/>											
70295	Solids, total dissolved	Req. <=126.0 Daily Average		MPN/100ml		< 1.0	<=399.0 Daily Maximum	Colony Forming Units per 100ml	0	02/30	GR
1 - Effluent Gross											
Season: 0											
NODI: <input type="checkbox"/>											
80082	BOD, carbonaceous [5 day, 20 C]	Req. <=56.0 Daily Average		mg/L		= 707.0	= 952.0	mg/L	0	01/07	CS
1 - Effluent Gross											
Season: 0											
NODI: <input type="checkbox"/>											

MR Comments

Acknowledge

The selected units do not match the units specified by the permit for this parameter.

MR Comments

ENTERIN II PHASE EFFECTIVE NOVEMBER 11, 2019 AND LASTING THROUGH COMPLETION OF EXPANSION TO THE 0.95 MGD FACILITY.



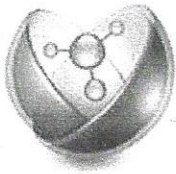
27316 Spectrum Way
Oak Ridge, TX 77385
Phone: (281) 367-5511
Fax: (281) 367-5517

1825 N Mason Rd
Katy, TX 77449
Phone: (281) 347-8686

City of Arcola
Bookkeeper Invoice Log (SP)

February 2020

Invoice Date	Invoice #	Vendor	Service/Mdse.	Invoice Total
1/27/2020	217915	NAPCO	Chemicals	\$ 3,120.00
1/30/2020	202707	BMI	Sludge Haul	\$ 4,290.00
2/5/2020	2000891	NWDLS	Lab Fees	\$ 1,410.00
1-Mar		Municipal Operations & Consulting, Inc.	Wastewater Operations	\$ 7,229.13



NAPCO
CHEMICAL COMPANY
Customized Water Treatment Solutions

PO Box 1239
Spring, TX 77383
Phone: (281) 651-6800

Invoice

Invoice No.	217915
Customer No.	002788

Bill To

Municipal Operations & Consulting, Inc
P.O. Box 1689
Spring, TX 77383-1689

Ship To

City of Arcola STP
5921 FM 521
MOC
Arcola, TX 77583

Invoice Date	Order Date	SO Number	Order By	Customer PO Number	Payment Method	
1/27/2020	1/22/2020		Jud	35978	Net 30	
Ship Via		F.O.B.		Salesperson		
				JPR		
Ship Qty	Item Number - Description				Unit Price	Extend Price
2,400.000	NAP-BLEACH-BULK UOM: GAL				1.3000	3,120.00
0	Hypochlorite solutions (Sodium Hypochlorite) - bulk					
	Remarks: Napco Bleach 12.5%					
	Class 8 UN1791 PKG III, RQ, Corrosive DOT-E 12412 (NAPCO 12.5% Bleach)					
	Certified to NSF ANSI Std. 60 MUL 70 mg/L					
	Lot #- 2020-0190 Del: 01/27/20					



RECEIVED
JAN 31 2020

BY:

Print Date	01/27/20
Print Time	02:51 PM
Page No.	1
Printed by:	Administrator

Total Paid	0.00
Previous Balance	450.00
Due Date	02/26/20

Subtotal	3120.00
Invoice Total	3120.00

BMI - Biosolids Management
a division of K-3 Resources, LP
P.O. Box 2236
Alvin, TX 77512

Invoice


(281) 585-2817


DATE	INVOICE NO.
1/30/2020	202707

BILL TO
Municipal Operations & Consulting City of Arcola P.O. Box 1689 Spring, TX 77383-1689

SEND PAYMENT TO
K-3 Resources, LP P.O. Box 2236 Alvin, Texas 77512

P.O. NO.	TERMS	PLANT
	Net 30	ARCOLA

Date	Manifest	Description	QTY/HRS	Rate	Amount
1/21/2020	241695	Liquid Haul	6,500	0.055	357.50
	241696	Liquid Haul	6,500	0.055	357.50
	241697	Liquid Haul	6,500	0.055	357.50
	241698	Liquid Haul	6,500	0.055	357.50
	241745	Liquid Haul	6,500	0.055	357.50
	241746	Liquid Haul	6,500	0.055	357.50
	241747	Liquid Haul	6,500	0.055	357.50
	241748	Liquid Haul	6,500	0.055	357.50
	242601	Liquid Haul	6,500	0.055	357.50
	242602	Liquid Haul	6,500	0.055	357.50
	242603	Liquid Haul	6,500	0.055	357.50
	242604	Liquid Haul	6,500	0.055	357.50
<div style="text-align: center;">  <p>BY:</p> </div>					
Total					\$4,290.00



North Water District Laboratory Services, Inc.
130 South Trade Center Parkway
Conroe, TX 77385

INVOICE

Date	Invoice No.
02/05/2020	2000891-Municipal Operations and Consulting

PO Number:

Terms: 30.00

Remit Due Date: 03/06/2020

Page: Page 1 of 2

Invoice To: Accounts Payable
Municipal Operations and Consulting
27316 Spectrum Way
Oak Ridge, TX 77385

Samples Received from: 01/03/2020 through 01/31/2020

Project: City of Arcola - Non Potable - Weekly Thurs, City of Arcola - Non Potable - Bi Monthly 1, City of Arcola - Non Potable - Weekly - Fri, City of Arcola - Non Potable - Bi Monthly 2, City of Arcola - Non Potable - Recollect, City of Arcola - Fees

Project Manager: Monica O. Martin, Deena Higginbotham

Project Number: 387

Work Order(s): 20A0160, 20A0161, 20A0162, 20A0163, 20A0164, 20A1143, 20A2073, 20A2753, 20A2754, 20A3396, 20A4117, 20A4118, 20A4349


Analysis/Description	Matrix	Qty	Unit Cost	Extended Cost
----------------------	--------	-----	-----------	---------------

RECEIVED
FEB 05 2020

BY:

Remit To: Accounts Receivable
North Water District Laboratory Services, Inc.
130 South Trade Center Parkway
Conroe, TX 77385
Tel: 936 321 6060

Thank you for being our customer! Don't forget, NWDLS is accredited to do bio-monitoring.



North Water District Laboratory Services, Inc.
130 South Trade Center Parkway
Conroe, TX 77385

INVOICE

Date	Invoice No.
02/05/2020	2000891-Municipal Operations and Consulting

PO Number:
Terms: 30.00
Remit Due Date: 03/06/2020
Page: Page 2 of 2

Invoice To: Accounts Payable
Municipal Operations and Consulting
27316 Spectrum Way
Oak Ridge, TX 77385

Samples Received from: 01/03/2020 through 01/31/2020

Project: City of Arcola - Non Potable - Weekly Thurs, City of Arcola - Non Potable - Bi Monthly 1, City of Arcola - Non Potable - Weekly - Fri, City of Arcola - Non Potable - Bi Monthly 2, City of Arcola - Non Potable - Recollect, City of Arcola - Fees

Analysis/Description	Matrix	Qty	Unit Cost	Extended Cost
CBOD-5210	Aqueous	5	\$22.50	\$112.50
DMR Flows	Aqueous	5	\$0.00	\$0.00
DO Field	Aqueous	5	\$10.00	\$50.00
FC/CB-QT	Solid	6	\$0.00	\$0.00
FC/CB-QT	Solid	1	\$50.00	\$50.00
MLSS-2540	Aqueous	2	\$20.00	\$40.00
NELAP Admin Fee	Aqueous	1	\$10.00	\$10.00
netDMR EDD Upload and Final Report	Aqueous	1	\$25.00	\$25.00
NH3-N SEAL-350.1	Aqueous	1	\$0.00	\$0.00
NH3-N SEAL-350.1	Aqueous	5	\$20.00	\$100.00
pH Field	Aqueous	5	\$10.00	\$50.00
RBOD-5210	Aqueous	5	\$22.50	\$112.50
RNH3-N SEAL-350.1	Aqueous	5	\$20.00	\$100.00
RTSS-2540	Aqueous	5	\$20.00	\$100.00
SOUR TS-2540 G	Solid	2	\$0.00	\$0.00
SOUR-2710	Solid	2	\$100.00	\$200.00
TC EC-9223	Aqueous	2	\$50.00	\$100.00
TDS-160.1	Aqueous	5	\$20.00	\$100.00
Temp C Field	Solid	1	\$10.00	\$10.00
TS-2540 G	Solid	2	\$17.50	\$35.00
TSS-2540	Aqueous	5	\$20.00	\$100.00
VSS-160.4	Aqueous	2	\$20.00	\$40.00
Weekday Collection	Aqueous	5	\$15.00	\$75.00

Invoice Total: **\$1,410.00**

[illegible]

Date	Service Location	Work Description	Material/Labor Cost				Job Total
			Labor/Equip	Qty	Rate	Amount	
01/06	5925 FM 521	Purchased hoses and cleaned out manhole.	Foreman	1.0	\$ 35.00	\$ 35.00	\$ 330.48
			Supervisor	3.0	\$ 40.00	\$ 120.00	
			Utility Truck	4.0	\$ 18.00	\$ 72.00	
			Materials			\$ 103.48	
01/07	5925 FM 521	Respond to call out for power failure; facility normal upon arrival, reset dialer.	Foreman	1.0	\$ 35.00	\$ 35.00	\$ 53.00
			Utility Truck	1.0	\$ 18.00	\$ 18.00	
01/08	5925 FM 521	Cleaned and pulled rags from air basin.	Foreman	1.0	\$ 35.00	\$ 35.00	\$ 169.00
			Supervisor	2.0	\$ 40.00	\$ 80.00	
			Utility Truck	3.0	\$ 18.00	\$ 54.00	
01/09	5925 FM 521	Responded to call out for phase failure; facility normal upon arrival, reset dialer.	Foreman	0.5	\$ 35.00	\$ 17.50	\$ 26.50
			Utility Truck	0.5	\$ 18.00	\$ 9.00	
01/09	5925 FM 521	Pulled sample from the influent of the plant.	Foreman	1.0	\$ 35.00	\$ 35.00	\$ 96.00
			Laborer	1.0	\$ 25.00	\$ 25.00	
			Utility Truck	2.0	\$ 18.00	\$ 36.00	
01/09	5925 FM 521	Cleaned contact chamber.	Foreman	1.0	\$ 35.00	\$ 35.00	\$ 53.00
			Utility Truck	1.0	\$ 18.00	\$ 18.00	
01/09	5925 FM 521	Swept building.	Foreman	1.0	\$ 35.00	\$ 35.00	\$ 53.00
			Utility Truck	1.0	\$ 18.00	\$ 18.00	
01/11	5925 FM 521	Responded to call out for phase failure; reset pumps and dialer.	Supervisor-OT	2.0	\$ 60.00	\$ 120.00	\$ 156.00
			Utility Truck	2.0	\$ 18.00	\$ 36.00	
01/13	5925 FM 521	Responded to call out for phase failure; facility normal upon arrival, reset dialer.	Foreman	1.0	\$ 35.00	\$ 35.00	\$ 53.00
			Utility Truck	1.0	\$ 18.00	\$ 18.00	
01/13	5925 FM 521	Swept out plant buildings and picked up trash around plant.	Foreman	1.0	\$ 35.00	\$ 35.00	\$ 53.00
			Utility Truck	1.0	\$ 18.00	\$ 18.00	

Date	Service Location	Work Description	Material/Labor Cost				Job Total
			Labor/Equip	Qty	Rate	Amount	
01/13	5925 FM 521	Cleaned contact chamber.	Foreman	1.0	\$ 35.00	\$ 35.00	
			Utility Truck	1.0	\$ 18.00	\$ 18.00	\$ 53.00
01/13	5925 FM 521	Cleaned chlorine contact chamber.	Foreman	1.5	\$ 35.00	\$ 52.50	
			Utility Truck	1.5	\$ 18.00	\$ 27.00	\$ 79.50
01/14	5925 FM 521	Responded to call out for power failure; facility normal upon arrival, reset dialer.	Foreman	1.0	\$ 35.00	\$ 35.00	
			Utility Truck	1.0	\$ 18.00	\$ 18.00	\$ 53.00
01/16	5925 FM 521	Swept out plant buildings and picked up trash around plant.	Foreman	1.0	\$ 35.00	\$ 35.00	
			Utility Truck	1.0	\$ 18.00	\$ 18.00	\$ 53.00
01/16	5925 FM 521	Cleaned clarifier.	Foreman	2.0	\$ 35.00	\$ 70.00	
			Utility Truck	2.0	\$ 18.00	\$ 36.00	\$ 106.00
01/16	5925 FM 521	Pulled sample from the influent of the plant.	Foreman	3.0	\$ 35.00	\$ 105.00	
			Utility Truck	3.0	\$ 18.00	\$ 54.00	\$ 159.00
01/17	5925 FM 521	Responded to call out for phase failure; facility normal upon arrival, reset dialer.	Foreman	0.5	\$ 35.00	\$ 17.50	
			Utility Truck	0.5	\$ 18.00	\$ 9.00	\$ 26.50
01/17	5925 FM 521	Swept and cleaned all buildings.	Foreman	0.5	\$ 35.00	\$ 17.50	
			Utility Truck	0.5	\$ 18.00	\$ 9.00	\$ 26.50
01/17	5925 FM 521	Swept out plant buildings and picked up trash around plant.	Foreman	1.0	\$ 35.00	\$ 35.00	
			Utility Truck	1.0	\$ 18.00	\$ 18.00	\$ 53.00
01/17	5925 FM 521	Checked blower filters.	Foreman	1.0	\$ 35.00	\$ 35.00	
			Utility Truck	1.0	\$ 18.00	\$ 18.00	\$ 53.00
01/17	5925 FM 521	Adjusted phase monitor.	Foreman	2.0	\$ 35.00	\$ 70.00	
			Utility Truck	2.0	\$ 18.00	\$ 36.00	\$ 106.00

Date	Service Location	Work Description	Material/Labor Cost				Job Total
			Labor/Equip	Qty	Rate	Amount	
01/17	5925 FM 521	TCEQ pre-inspection.	Foreman	2.0	\$ 35.00	\$ 70.00	
			Utility Truck	2.0	\$ 18.00	\$ 36.00	\$ 106.00
01/17	5925 FM 521	Adjusted phase monitor.	Supervisor	2.5	\$ 40.00	\$ 100.00	
			Utility Truck	2.5	\$ 18.00	\$ 45.00	\$ 145.00
01/18	5925 FM 521	Cleaned contact chamber.	Foreman-OT	0.5	\$ 35.00	\$ 17.50	
			Utility Truck	0.5	\$ 18.00	\$ 9.00	\$ 26.50
01/20	5925 FM 521	Swept out plant buildings and picked up trash around plant.	Foreman	1.0	\$ 35.00	\$ 35.00	
			Utility Truck	1.0	\$ 18.00	\$ 18.00	\$ 53.00
01/20	5925 FM 521	Checked blower filters.	Foreman	1.0	\$ 35.00	\$ 35.00	
			Utility Truck	1.0	\$ 18.00	\$ 18.00	\$ 53.00
01/20	5925 FM 521	Pulled rags from aeration basin.	Foreman	2.0	\$ 35.00	\$ 70.00	
			Utility Truck	2.0	\$ 18.00	\$ 36.00	\$ 106.00
01/21	5925 FM 521	Responded to call out for power failure; facility normal upon arrival, reset dialer.	Foreman	1.0	\$ 35.00	\$ 35.00	
			Utility Truck	1.0	\$ 18.00	\$ 18.00	\$ 53.00
01/21	5925 FM 521	Swept out plant buildings and picked up trash.	Foreman	1.0	\$ 35.00	\$ 35.00	
			Utility Truck	1.0	\$ 18.00	\$ 18.00	\$ 53.00
01/21	5925 FM 521	Cleaned contact chamber.	Foreman	2.0	\$ 35.00	\$ 70.00	
			Utility Truck	2.0	\$ 18.00	\$ 36.00	\$ 106.00
01/21	5925 FM 521	Cleaned clarifier.	Foreman	3.0	\$ 35.00	\$ 105.00	
			Utility Truck	3.0	\$ 18.00	\$ 54.00	\$ 159.00
01/22	5925 FM 521	Purchased hose and cleaned stilling well.	Foreman	3.0	\$ 35.00	\$ 105.00	
			Utility Truck	3.0	\$ 18.00	\$ 54.00	
			Materials			\$ 46.38	\$ 205.38
01/23	5925 FM 521	Responded to call out for phases failure and blowers failure; reset blower and dialer.	Foreman-OT	1.5	\$ 52.50	\$ 78.75	
			Utility Truck	1.5	\$ 18.00	\$ 27.00	\$ 105.75

Date	Service Location	Work Description	Material/Labor Cost				Job Total
			Labor/Equip	Qty	Rate	Amount	
01/23	5925 FM 521	Cleaned stilling well.	Foreman-OT	0.5	\$ 52.50	\$ 26.25	
			Utility Truck	0.5	\$ 18.00	\$ 9.00	\$ 35.25
01/23	5925 FM 521	Swept building and picked up trash.	Foreman	1.0	\$ 35.00	\$ 35.00	
			Utility Truck	1.0	\$ 18.00	\$ 18.00	\$ 53.00
01/23	5925 FM 521	Checked blower filter.	Foreman	0.5	\$ 35.00	\$ 17.50	
			Utility Truck	0.5	\$ 18.00	\$ 9.00	\$ 26.50
01/23	5925 FM 521	Pulled sample from the influent of the plant.	Foreman	2.0	\$ 35.00	\$ 70.00	
			Utility Truck	2.0	\$ 18.00	\$ 36.00	\$ 106.00
01/23	5925 FM 521	Cleaned chlorine contact chamber.	Foreman	2.0	\$ 35.00	\$ 70.00	
			Utility Truck	2.0	\$ 18.00	\$ 36.00	\$ 106.00
01/24	5925 FM 521	Swept and cleaned all buildings.	Foreman	0.5	\$ 35.00	\$ 17.50	
			Utility Truck	0.5	\$ 18.00	\$ 9.00	\$ 26.50
01/24	5925 FM 521	Cleaned clarifier.	Foreman	4.0	\$ 35.00	\$ 140.00	
			Utility Truck	4.0	\$ 18.00	\$ 72.00	\$ 212.00
01/27	5925 FM 521	Ordered materials for plant maintenance; algae brush and sampler.	Foreman	0.5	\$ 35.00	\$ 17.50	
			Utility Truck	0.5	\$ 18.00	\$ 9.00	
			Materials			\$ 210.00	\$ 236.50
01/28	5925 FM 521	Swept out plant buildings and picked up trash around plant .	Foreman	1.0	\$ 35.00	\$ 35.00	
			Utility Truck	1.0	\$ 18.00	\$ 18.00	\$ 53.00
01/28	5925 FM 521	Responded to call out for power failure; facility normal upon arrival, reset dialer.	Foreman	1.0	\$ 35.00	\$ 35.00	
			Utility Truck	1.0	\$ 18.00	\$ 18.00	\$ 53.00
01/30	5925 FM 521	Ordered materials for plant maintenance; DPD and cleaning supplies.	Foreman	1.0	\$ 35.00	\$ 35.00	
			Utility Truck	1.0	\$ 18.00	\$ 18.00	
			Materials			\$ 241.34	\$ 294.34

Date	Service Location	Work Description	Material/Labor Cost				Job Total
			Labor/Equip	Qty	Rate	Amount	
01/30	5925 FM 521	Cleaned contact chamber.	Foreman	1.5	\$ 52.50	\$ 78.75	\$ 105.75
			Utility Truck	1.5	\$ 18.00	\$ 27.00	
01/30	5925 FM 521	Swept building and picked up trash.	Foreman	1.0	\$ 35.00	\$ 35.00	\$ 53.00
			Utility Truck	1.0	\$ 18.00	\$ 18.00	
01/30	5925 FM 521	Pulled rags from aeration basin.	Foreman	2.0	\$ 35.00	\$ 70.00	\$ 106.00
			Utility Truck	2.0	\$ 18.00	\$ 36.00	
01/30	5925 FM 521	Pulled sample from the influent of the plant.	Foreman	2.0	\$ 35.00	\$ 70.00	\$ 193.00
			Supervisor	1.5	\$ 40.00	\$ 60.00	
			Utility Truck	3.5	\$ 18.00	\$ 63.00	
01/31	5925 FM 521	Checked blower filters.	Foreman	1.0	\$ 35.00	\$ 35.00	\$ 53.00
			Utility Truck	1.0	\$ 18.00	\$ 18.00	
01/31	5925 FM 521	Swept out and cleaned plant office.	Foreman	1.0	\$ 35.00	\$ 35.00	\$ 53.00
			Utility Truck	1.0	\$ 18.00	\$ 18.00	
01/31	5925 FM 521	Cleaned clarifier.	Foreman	1.0	\$ 35.00	\$ 35.00	\$ 53.00
			Utility Truck	1.0	\$ 18.00	\$ 18.00	
02/02	5925 FM 521	Responded to call out for phase failure; reset pumps and dialer.	Supervisor-OT	2.0	\$ 60.00	\$ 120.00	\$ 156.00
			Utility Truck	2.0	\$ 18.00	\$ 36.00	
02/06	5925 FM 521	Replaced old water clamps on sludge judge and clarifier.	Foreman	3.0	\$ 35.00	\$ 105.00	\$ 232.15
			Utility Truck	3.0	\$ 18.00	\$ 54.00	
			Materials			\$ 73.15	
12/24	5925 FM 521	Opened gate to distribute waste evenly between both clarifiers.	Foreman	3.0	\$ 35.00	\$ 105.00	\$ 358.75
			Laborer	4.0	\$ 25.00	\$ 100.00	
			Laborer-OT	0.5	\$ 37.50	\$ 18.75	
			Utility Truck	7.5	\$ 18.00	\$ 135.00	
12/28	5925 FM 521	Opened valves to adjust flow of facility.	Supervisor-OT	3.0	\$ 60.00	\$ 180.00	\$ 234.00
			Utility Truck	3.0	\$ 18.00	\$ 54.00	

