

**NOTICE OF MEETING  
FORT BEND COUNTY FRESH WATER SUPPLY DISTRICT NO. 1  
OF  
FORT BEND COUNTY, TEXAS**

Notice is hereby given that the Board of Supervisors of **Fort Bend County Fresh Water Supply District No. 1** will meet in **regular** session, open to the public, at **6:00 p.m. on Thursday, August 20, 2020**. Due to concerns regarding the Coronavirus (COVID-19), the Board will conduct the meeting via video conference. The video conference meeting is authorized by the suspension of certain provisions of Chapter 551, Texas Government Code, as described below. Electronic copies of the meeting materials are available at **www.fortbendwater1.com** at such time as the meeting occurs or by contacting **dlopez@sklaw.us**.

To participate in the meeting using ZOOM, please use the following link:  
<https://us02web.zoom.us/j/83399735314?pwd=OXNjN2lVdHlBdmhSYTlGUjBTR3hvUT09>

**Meeting ID: 833 9973 5314**

**Password: 116200**

To participate by audio only:  
Phone Number: 346-248-7799  
Meeting ID: 860 8403 2702  
Password: 442567

At the meeting the following items will be considered:

**1. Hear from public solely regarding matters on the agenda (limited to 3 minutes per person).**

**2. Review Bookkeeper's Report and consider taking action thereon, including:**

- A. Approval of bills submitted to the District for payment.
- B. Review Investment Report and authorize necessary action in connection therewith.
- C. Review Collateral Pledge Report and Investment Policy and authorize necessary action in connection therewith including any amendments or changes thereto.
- D. Consider approving amended budget for the fiscal year ending December 31, 2020.

**4. Review Tax Assessor/Collector's Report and consider taking action thereon, including:**

- A. Approve write-offs as recommended by the Fort Bend County Tax Assessor/Collector.

**5. Review Engineer's Report and consider taking action thereon, including:**

- A. Report on status of projects including: (i) wastewater service to Fresno Gardens North, Gateway Acres and Fresno Ranchos, and (ii) Water Plant No. 2, and take action related thereto, including authorize advertisement of bids, award of contracts, approval of pay estimates and change orders.
- B. Authorize Engineer to prepare plans and specification for water and wastewater systems projects as necessary.
- C. Authorize solicitation/advertisement of bids for construction of water system and wastewater system projects necessary.
- D. Report on status of project funding, and take necessary action related thereto, including update on TCEQ Bond Application.
- E. Consider and take action on requests for water and sanitary sewer service.
- F. Update concerning status of non-residential connections.
- G. Update concerning Trammel Fresno road widening project.
- H. Update concerning emergency water interconnect with BC MUD 21.
- I. Update concerning emergency water interconnect with Charleston MUD.
- J. Update concerning water service to NalcoChampion.
- K. Update of status of City of Arcola water plant.
- L. Update on status of WWTP expansion.
- M. Update concerning FM 521 road widening project.
- N. Update concerning WP 1 inspection.

**6. Review Operator's Report and consider taking action thereon, including:**

- A. Approval of repairs to water and wastewater systems.
- B. Approval of requests for water taps.
- C. Approval of water termination list.

**7. Attorney's Report and consider taking action thereon, including.**

- A. Approval of minutes of meeting held on July 16, 2020.
- B. Discuss and take action on Regional Facilities Contract.
- C. Approve Resolution Regarding Investment Policy.
- D. Discuss Fresno Gardens North Resident Connections and take any necessary action in connection therewith.


**8. Regional Plant Committee Report and consider taking action thereon.**

**9. Discuss 2020 tax levy and call public hearing.**

**10. Hear from public.**

Pursuant to the March 16, 2020, Declaration by the Governor of the State of Texas, certain requirements of Chapter 551, Texas Government Code, have been suspended in response to the Coronavirus (COVID-19) disaster. This action allows governmental bodies to conduct meetings by telephone or video conference to advance the public health goal of limiting face-to face meetings (also called "social distancing") to slow the spread of the Coronavirus (COVID-19).

**FORT BEND COUNTY FRESH WATER  
SUPPLY DISTRICT NO. 1**

By:   
Martin Salinas Parker  
Sanford Kuhl, Megan Kuhl, Parker Kuhn LLP  
Attorneys for the District



MUNICIPAL ACCOUNTS  
& CONSULTING, L.P.

## **Fort Bend County Fresh Water Supply District No. 1**

### **Bookkeeper's Report**

August 20, 2020

## Cash Flow Report - Checking Account

As of August 20, 2020

Num	Name	Memo	Amount	Balance
BALANCE AS OF 07/17/2020				\$52,490.29
Receipts				
	AWBD Hotel Cancellation Reimbursement - P. Hamilton		660.81	
	Interest Earned on Checking		25.81	
	Wire Transfer from Lockbox		140,687.18	
	Wire Transfer from Money Market		370,000.00	
Total Receipts				511,373.80
Disbursements				
5478	Association of Water Board Directors	VOID: 2020 AWBD Annual Conference Registrati	0.00	
5521	Calvin Cashier	VOID: Fees of Office - 7/16/2020 (138.53)	0.00	
5544	United States Treasury	2nd Quarter Payroll Taxes	(463.10)	
5545	Hudson Energy Services, LLC	Utility Expense	(3,755.68)	
5546	North Fort Bend Water Authority	Pumpage Fees	(47,960.90)	
5547	Gregory Fleck	Reimbursement for Director Ipads and Keyboards	(4,844.95)	
5548	Calvin Cashier	Reissue Per Diem Check - 7/16/2020	(138.53)	
5549	Calvin Cashier	Fees of Office - 8/20/2020	(138.52)	
5550	Gregory Fleck	Fees of Office - 8/20/2020	(138.52)	
5551	Paul Hamilton	Fees of Office - 8/20/2020	(138.53)	
5552	Rosa Linda Medina	Fees of Office - 8/20/2020	(113.52)	
5553	Calvin Cashier	Fees of Office - AWBD Virtual Conference	(277.05)	
5554	Gregory Fleck	Fees of Office - Ipad Purchasing	(138.53)	
5555	Paul Hamilton	Fees of Office - WWTP	(138.52)	
5556	Rosa Linda Medina	Fees of Office - AWBD Virtual Conference	(227.05)	
5557	Adam & Charity Garrido	Deposit Refund	(202.56)	
5558	David Tovar	Deposit Refund	(78.00)	
5559	Ernest Butler	Deposit Refund	(3.93)	
5560	Nancy Ortega	Deposit Refund	(4.19)	
5561	Williams Brothers Construction	Deposit Refund	(1,360.00)	
5562	Vanessa Sanders	Deposit Refund	(84.67)	
5563	Arbitrage Compliance Specilaists, Inc	Arbitrage Rebate Calculation	(3,250.00)	
5564	Sanford Kuhl Hagan Kugle Parker Kahn LLP	Legal Fees	(11,443.85)	
5565	CDC Unlimited, LLC	Mowing Expense	(75.00)	
5566	S&P Global Market Intelligence, LLC	Series 2019 - Bond Issuance Cost	(913.00)	
5567	DXI Industries, Inc.	Chemical Expense	(138.96)	
5568	Envirodyne Laboratories, Inc	Laboratory Fees	(80.00)	
5569	Environmental Development Partners	Maintenance & Operations	(35,807.99)	
5570	Geotest Engineering, Inc.	Fresno Gardens Wastewater Collection System	(2,977.10)	
5571	Jacobs Engineering Group, Inc.	Engineering Fees	(34,115.37)	
5572	Municipal Accounts & Consulting, LP	Bookkeeping Fees	(3,003.30)	
5573	R Construction Company	PE #8/Final - Fresno Gardens North WWCS	(350,967.28)	
5574	City of Arcola	Sewer Collections	(4,670.86)	
5575	Fresno VFD	Voluntary Fire Department Collections	(1,201.28)	
5576	Hudson Energy Services, LLC	Utility Expense	0.00	
5577	North Fort Bend Water Authority	Pumpage Fees	0.00	
Svc Chg	BBVA USA	Bank Service Charge	(18.00)	
Wire	Frontier Communications	Telephone Expense	(63.71)	
Wire	Frontier Communications	Telephone Expense	(69.68)	
Total Disbursements				(509,002.13)
BALANCE AS OF 08/20/2020				\$54,861.96

**Cash Flow Report - Compass Lockbox Account**

As of August 20, 2020

Num	Name	Memo	Amount	Balance
<b>BALANCE AS OF 07/17/2020</b>				<b>\$13,152.27</b>
<b>Receipts</b>				
	Interest Earned on Lockbox Checking		0.85	
	Accounts Receivable		102,482.88	
	Accounts Receivable		25,615.28	
<b>Total Receipts</b>				128,099.01
<b>Disbursements</b>				
Svc Chg	Fort Bend County FWSD No 1	Returned Check	(132.75)	
Wire	Fort Bend County FWSD No 1	Wire Transfer to Checking	(140,687.18)	
<b>Total Disbursements</b>				(140,819.93)
<b>BALANCE AS OF 08/20/2020</b>				<b>\$431.35</b>

**Cash Flow Report - Checking Account**

As of August 20, 2020

Num	Name	Memo	Amount	Balance
BALANCE AS OF 07/17/2020				\$100.00
<b>Receipts</b>				
	Interest Earned on Checking		0.56	
<b>Total Receipts</b>				0.56
<b>Disbursements</b>				
Svc Chg	Compass Bank	Bank Service Charge	(0.56)	
<b>Total Disbursements</b>				(0.56)
BALANCE AS OF 08/20/2020				\$100.00

## Account Balances

As of August 20, 2020

Financial Institution (Acct Number)	Issue Date	Maturity Date	Interest Rate	Account Balance	Notes
<b>Fund: Operating</b>					
<b>Certificates of Deposit</b>					
PLAINS STATE BANK (XXXX0811)	09/02/2019	09/02/2020	2.00 %	240,000.00	
SPIRIT OF TEXAS BANK (XXXX6670)	09/30/2019	09/29/2020	2.45 %	240,000.00	
BANCORPSOUTH (XXXX3088)	10/31/2019	10/30/2020	2.25 %	240,000.00	
VERITEX COMMUNITY BANK (XXXX0266)	11/26/2019	11/25/2020	1.80 %	240,000.00	
COMMUNITY BANK OF TX (XXXX1033)	01/02/2020	12/29/2020	2.00 %	240,000.00	
FRONTIER BANK (XXXX2246)	01/24/2020	01/23/2021	1.90 %	240,000.00	
LONE STAR BANK (XXXX2413)	02/25/2020	02/24/2021	1.98 %	240,000.00	
ALLEGIANCE BANK (XXXX0783)	04/29/2020	04/29/2021	0.85 %	240,000.00	
PIONEER BANK (XXXX2548)	05/28/2020	05/28/2021	0.99 %	240,000.00	
THIRD COAST BANK, SSB (XXXX6605)	05/30/2020	05/30/2021	0.75 %	240,000.00	
SOUTH STAR BANK (XXXX0172)	07/01/2020	06/30/2021	0.50 %	240,000.00	
TEXAS REGIONAL BANK (XXXX0879)	07/31/2020	07/31/2021	0.55 %	240,000.00	
<b>Money Market Funds</b>					
TEXAS CLASS (XXXX0002)	03/17/2020		0.40 %	2,940,089.55	
<b>Checking Account(s)</b>					
BBVA USA-CHECKING (XXXX3071)			0.10 %	431.35	Compass Lockbox
BBVA USA-CHECKING (XXXX0647)			0.10 %	54,861.96	Checking Account
<b>Totals for Operating Fund:</b>				<b>\$5,875,382.86</b>	
<b>Fund: Capital Projects</b>					
<b>Money Market Funds</b>					
BOK Financial (XXXX01-1)	12/31/2017		0.88 %	2,085,322.18	SR 2015 - DFund
TEXAS CLASS (XXXX0001)	03/17/2020		0.40 %	104,304.52	Dfund Surplus
<b>Checking Account(s)</b>					
BBVA USA-CHECKING (XXXX4829)			0.10 %	100.00	Checking Account
<b>Totals for Capital Projects Fund:</b>				<b>\$2,189,726.70</b>	
<b>Fund: Debt Service</b>					
<b>Certificates of Deposit</b>					
THIRD COAST BANK-DEBT (XXXX6589)	01/23/2020	01/22/2021	1.80 %	240,000.00	
COMMUNITY BANK OF TX-DEBT (XXXX3362)	02/27/2020	02/26/2021	1.75 %	240,000.00	
INDEPENDENT BANK-DEBT (XXXX0365)	02/27/2020	02/26/2021	1.65 %	240,000.00	
SOUTH STAR BANK-DEBT (XXXX0134)	02/27/2020	02/27/2021	1.75 %	240,000.00	
CENTRAL BANK (XXXX1000)	02/28/2020	02/27/2021	1.60 %	240,000.00	
FRONTIER BANK - DEBT (XXXX2126)	08/04/2020	08/04/2021	0.75 %	240,000.00	
BANCORPSOUTH - DEBT (XXXX9227)	08/05/2020	08/05/2021	0.70 %	240,000.00	
<b>Money Market Funds</b>					
BBVA USA-DEBT (XXXX5145)	12/31/2017		0.10 %	98,619.84	Tax
TEXAS CLASS (XXXX0004)	04/09/2020		0.40 %	1,672,746.82	
<b>Totals for Debt Service Fund:</b>				<b>\$3,451,366.66</b>	
<b>Grand total for Fort Bend County Fresh Water Supply District No. 1:</b>				<b>\$11,516,476.22</b>	

# Fort Bend Fresh Water Supply District No. 1

## Capital Projects Fund Breakdown

8/20/2020

---

### Net Proceeds for All Bond Issues

#### Receipts

Series 2015 - Dfund	\$2,495,655.26
Series 2015 - Interest Earnings	50,863.99
Series 2019 - Bond Proceeds	1,745,000.00
Series 2019 - Interest Earnings	-

#### Disbursements

Series 2015 - DFund Disbursements (Attached)	(356,792.55)
Series 2019 - Disbursements (Attached)	(74,121.39)

<b>Total Cash Balance</b>	<b>\$3,860,605.31</b>
---------------------------	-----------------------

---

### Balances by Account

Checking - Compass (Series 2015)	\$100.00
Series 2015 - Dfund - BOK	2,085,322.18
Series 2015 - Dfund - Texas Class	104,304.52
Series 2019 - Held by Escrow Agent	1,670,878.61

<b>Total Cash Balance</b>	<b>\$3,860,605.31</b>
---------------------------	-----------------------

---

### Balances by Bond Series

Series 2015 - Dfund	\$2,189,726.70
Series 2019 - Bond Proceeds - Held by Escrow Agent	1,670,878.61

<b>Total Cash Balance</b>	<b>\$3,860,605.31</b>
---------------------------	-----------------------

---

### Remaining Costs & Surplus

Series 2015 Dfund - Remaining Costs	\$2,138,219.94
Series 2019 - Remaining Costs - Held by Escrow Agent	1,670,878.61

<b>Total Amount in Remaining Costs</b>	<b>\$3,809,098.55</b>
--	-----------------------

---

Series 2015 DFund - Surplus & Interest	\$51,506.76
Series 2019 - Surplus & Interest	-

<b>Total Surplus &amp; Interest Balance</b>	<b>\$51,506.76</b>
---	--------------------

---

<b>Total Remaining Costs/Surplus</b>	<b>\$3,860,605.31</b>
--------------------------------------	-----------------------

---



**Fort Bend Fresh Water Supply No. 1**

**SERIES 2015 Dfund**

**COST COMPARISON**

<u>CONSTRUCTION COSTS</u>	<u>USE OF PROCEEDS</u>	<u>ACTUAL COSTS</u>	<u>REMAINING COSTS</u>	<u>VARIANCE (OVER)/UNDER</u>
A. Construction Items				
1 Total Balance as of 09/30/2018		-	-	-
2 Water Plant No 2	\$1,979,022.01	-	\$1,979,022.01	-
3 Design Phase Engineering	271,500.00	265,502.07	5,997.93	-
4 Const Phase Engineering	48,000.00	-	48,000.00	-
5 Environmental Assessment	36,000.00	35,357.23	-	642.77
6 Construction Observation	81,500.00	-	81,500.00	-
7 Subsurface Utility Investigation	5,573.50	5,573.50	-	-
8 Surveying	32,060.00	23,360.00	8,700.00	-
9 Material Testing	15,000.00	-	15,000.00	-
10 Geotech Series 2015 - DFund Disbursement	10,500.00	10,500.00	-	-
11 Well Sitting Study	8,999.75	8,999.75	-	-
12 Potential Pollution Hazard Study	7,500.00	7,500.00	-	-
<b>TOTAL CONSTRUCTION COSTS</b>	<b>\$2,495,655.26</b>	<b>\$356,792.55</b>	<b>\$2,138,219.94</b>	<b>\$642.77</b>
<b>TOTAL</b>	<b>\$2,495,655.26</b>	<b>\$356,792.55</b>	<b>\$2,138,219.94</b>	<b>\$642.77</b>
			Interest Earned	\$50,863.99
			Total Surplus & Interest	\$51,506.76
			Total Remaining Costs, Surplus, & Interest	\$2,189,726.70

**Fort Bend Fresh Water Supply No. 1  
SERIES 2019  
COST COMPARISON**

<u>CONSTRUCTION COSTS</u>	<u>USE OF PROCEEDS</u>	<u>ACTUAL COSTS</u>	<u>REMAINING COSTS</u>	<u>VARIANCE (OVER)/UNDER</u>
B. District Items				
1 TWDB Issue	\$1,670,878.61	-	\$1,670,878.61	-
Subtotal District Items	\$1,670,878.61	-	\$1,670,878.61	-
 TOTAL CONSTRUCTION COSTS	 \$1,670,878.61	 -	 \$1,670,878.61	 -
 <u>NON-CONSTRUCTION COSTS</u>				
A Legal Fees	\$36,591.00	\$36,591.00	-	-
B Fiscal Agent Fees	35,035.39	35,035.39	-	-
F Bond Issuance Expenses	750.00	750.00	-	-
G Attorney General Fee	1,745.00	1,745.00	-	-
TOTAL NON-CONSTRUCTION COSTS	\$74,121.39	\$74,121.39	-	-
 <b>TOTAL BON</b> Remaining Costs & Surplus	 \$1,745,000.00	 \$74,121.39	 \$1,670,878.61	 -
			Interest Earned	\$0.00
Series 2015 Dfund - Remaining Costs			Total Remaining Costs & Interest	\$1,670,878.61
			Total Surplus & Interest	\$0.00

**Fort Bend County FWSD No. 1 - GOF**  
**Actual vs. Budget Comparison**

**June 2020**

		<b>June 2020</b>			<b>January 2020 - June 2020</b>			<b>Annual</b>
		<b>Actual</b>	<b>Budget</b>	<b>Over/(Under)</b>	<b>Actual</b>	<b>Budget</b>	<b>Over/(Under)</b>	<b>Budget</b>
<b>Revenues</b>								
14110	Water - Customer Service Revenue	61,089	44,000	17,089	283,414	267,000	16,414	500,000
14112	Regional Water Authority Fees	43,641	32,000	11,641	208,840	172,000	36,840	340,000
14140	Connection Fees	2,175	625	1,550	5,439	3,750	1,689	7,500
14150	Tap Connections	9,100	4,167	4,933	76,600	25,000	51,600	50,000
14160	Service Application Fees	0	250	(250)	1,000	1,500	(500)	3,000
14210	Sewer - Customer Service Fee	17,892	12,500	5,392	88,391	75,000	13,391	150,000
14220	Inspection Fees	725	1,000	(275)	5,825	6,000	(175)	12,000
14310	Penalties & Interest	(10)	2,167	(2,177)	5,611	13,000	(7,389)	26,000
14330	Miscellaneous Income	2,510	83	2,427	16,735	500	16,235	1,000
14340	Delinquent Tax Attorney Fees	2,683	1,667	1,016	14,416	10,000	4,416	20,000
14350	Maintenance Tax Collections	36,118	36,000	118	1,175,184	1,176,000	(816)	1,525,767
14351	Penalty & Interest on Tax	5,634	2,917	2,717	29,502	17,500	12,002	35,000
14365	Interest Earned on Checking	49	63	(14)	299	375	(76)	750
14370	Interest Earned on Temp. Invest	7,692	5,000	2,692	59,441	30,000	29,441	60,000
14410	Water Plant Operations COA	27,633	12,500	15,133	103,571	75,000	28,571	150,000
14420	Arcola Capital Recovery	5,000	5,000	0	30,000	30,000	0	60,000
<b>Total Revenues</b>		<b>221,930</b>	<b>159,938</b>	<b>61,993</b>	<b>2,104,267</b>	<b>1,902,625</b>	<b>201,642</b>	<b>2,941,017</b>
<b>Expenditures</b>								
16105	Operator Expense	6,979	8,333	(1,354)	42,616	50,000	(7,385)	100,000
16110	Tap Connection Expense	9,281	3,333	5,948	43,264	20,000	23,264	40,000
16130	Maintenance & Repairs	21,077	20,833	244	166,635	125,000	41,635	250,000
16140	Chemicals	139	500	(361)	1,155	3,000	(1,845)	6,000
16150	Laboratory Expense	480	750	(270)	2,397	4,500	(2,103)	9,000
16160	Utilities	3,664	4,167	(503)	20,703	25,000	(4,297)	50,000
16210	Inspection Expense	574	1,667	(1,093)	3,473	10,000	(6,527)	20,000
16234	Water Authority Pumpage-COA	0	9,583	(9,583)	38,208	57,500	(19,292)	115,000
16235	Water Authority Pumpage Fees	47,961	35,417	12,544	234,188	212,500	21,688	425,000
16236	Arcola WWTP Expenses	0	20,833	(20,833)	19,627	125,000	(105,373)	250,000
16320	Tax Assessor/Collector Fees	0	2,000	(2,000)	10,565	12,000	(1,435)	24,000
16330	Legal Fees	10,351	16,667	(6,315)	69,975	100,000	(30,025)	200,000
16340	Auditing Fees	0	0	0	21,000	25,000	(4,000)	25,000
16350	Engineering Fees	56,097	25,000	31,097	170,086	150,000	20,086	300,000
16360	Delinquent Tax Attorney Expense	2,683	1,667	1,016	14,416	10,000	4,416	20,000
16370	Election Expense	0	0	0	7,275	0	7,275	0
16380	Permit Expense	0	0	0	0	0	0	6,000
16390	Telephone Expense	133	150	(17)	809	900	(91)	1,800
16410	Sales Tax Tracking	0	1,500	(1,500)	0	9,000	(9,000)	18,000
16430	Bookkeeping Fees	3,041	3,333	(292)	21,623	20,000	1,623	40,000
16455	SB 622 Publications	0	167	(167)	0	1,000	(1,000)	2,000
16460	Printing & Office Supplies	510	2,083	(1,574)	7,339	12,500	(5,161)	25,000
16480	Delivery Expense	6	125	(119)	374	750	(376)	1,500
16490	Website Services	0	167	(167)	252	1,000	(748)	2,000
16495	Dues & Subscriptions	0	58	(58)	0	350	(350)	700
16520	Postage	746	667	79	4,185	4,000	185	8,000
16530	Insurance & Surety Bond	0	1,000	(1,000)	0	6,000	(6,000)	12,000
16540	Travel Expense	0	417	(417)	177	2,500	(2,323)	5,000
16560	Miscellaneous Expense	3,557	542	3,015	7,145	3,250	3,895	6,500
16580	Bank Service Charge	62	200	(138)	352	1,200	(848)	2,400
16590	Seminar Expense	0	292	(292)	661	1,750	(1,089)	3,500
16600	Payroll Expenses	1,050	1,142	(92)	4,650	6,850	(2,200)	13,700

**Actual vs. Budget Comparison****June 2020**

		<b>June 2020</b>			<b>January 2020 - June 2020</b>			<b>Annual</b>
		<b>Actual</b>	<b>Budget</b>	<b>Over/(Under)</b>	<b>Actual</b>	<b>Budget</b>	<b>Over/(Under)</b>	<b>Budget</b>
<b>Expenditures</b>								
16620	Payroll Tax Expense	80	104	(24)	356	625	(269)	1,250
<b>Total Expenditures</b>		168,470	162,696	5,774	913,503	1,001,175	(87,672)	1,983,350
<b>Other Expenditures</b>								
16630	Transfer to CPF	0	0	0	250,640	0	250,640	0
16750	Capital Outlay	0	0	0	24,060	24,600	(540)	250,000
16751	Cap Outlay - Fresno Garden WWCS	7,567	0	7,567	1,461,424	0	1,461,424	0
16752	Cap Out - Fresno Ranchos Proj	3,269	0	3,269	37,447	0	37,447	0
<b>Total Other Expenditures</b>		10,836	0	10,836	1,773,571	24,600	1,748,971	250,000
<b>Excess Revenues (Expenditures)</b>		<b>\$42,624</b>	<b>(\$2,758)</b>	<b>\$45,382</b>	<b>(\$582,808)</b>	<b>\$876,850</b>	<b>(\$1,459,658)</b>	<b>\$707,667</b>

**Balance Sheet**

As of June 30, 2020

	Jun 30, 20
<hr/>	
<b>ASSETS</b>	
Current Assets	
Checking/Savings	
11100 · Cash in Bank	121,298
11110 · Compass Lockbox	13,152
Total Checking/Savings	134,451
Other Current Assets	
11300 · Time Deposits	6,185,836
11500 · Accounts Receivable	295,418
11510 · A/R - Arcola Water	70,691
11515 · A/R Arcola - Capital Recovery	15,000
11520 · Maintenance Tax Receivable	312,152
11580 · Accrued Interest	36,738
11730 · Due From DSF	41,751
Total Other Current Assets	6,957,586
Total Current Assets	7,092,037
<b>TOTAL ASSETS</b>	7,092,037
	<hr/>
<b>LIABILITIES &amp; EQUITY</b>	
Liabilities	
Current Liabilities	
Accounts Payable	
12000 · Accounts Payable	193,501
Total Accounts Payable	193,501
Other Current Liabilities	
12100 · Payroll Liabilities	463
12350 · Due To Volunteer Fire Dept	1,573
12610 · Customer Meter Deposits	100,912
12730 · Due To COA-Sewer Collections	6,181
12750 · Due To DSF	5,819
12770 · Unclaimed Property	465
12780 · Deferred Inflows Property Taxes	617,279
Total Other Current Liabilities	732,692
Total Current Liabilities	926,193
Total Liabilities	926,193
Equity	
13010 · Unassigned Fund Balance	6,748,652
Net Income	(582,808)
Total Equity	6,165,844
<b>TOTAL LIABILITIES &amp; EQUITY</b>	7,092,037
	<hr/>

**District Debt Service Payments**

07/01/2020 - 12/31/2021

Paying Agent	Series	Date Due	Date Paid	Principal	Interest	Total Due
<b>Debt Service Payment Due 08/15/2020</b>						
Wells Fargo Bank, NA	2006A - WS&D	08/15/2020		365,000.00	43,417.50	408,417.50
Wells Fargo Bank, NA	2008 - WS&D	08/15/2020		220,000.00	10,092.50	230,092.50
Wells Fargo Bank, NA	2010 - WS&D	08/15/2020		140,000.00	7,873.75	147,873.75
Wells Fargo Bank, NA	2010A - WS&D	08/15/2020		30,000.00	0.00	30,000.00
Amegy Bank of Texas	2015 - WS&D	08/15/2020		190,000.00	133,441.00	323,441.00
Amegy Bank of Texas	2016 - Refunding	08/15/2020		175,000.00	61,900.00	236,900.00
Amegy Bank of Texas	2017 - Refunding	08/15/2020		10,000.00	106,200.00	116,200.00
Bank of New York	2019 - WS&D	08/15/2020		30,000.00	31,462.00	61,462.00
Amegy Bank of Texas	2020 - Refunding	08/15/2020		0.00	39,956.94	39,956.94
<b>Total Due 08/15/2020</b>				<b>1,160,000.00</b>	<b>434,343.69</b>	<b>1,594,343.69</b>
<b>Debt Service Payment Due 02/15/2021</b>						
Wells Fargo Bank, NA	2006A - WS&D	02/15/2021		0.00	38,672.50	38,672.50
Wells Fargo Bank, NA	2008 - WS&D	02/15/2021		0.00	5,186.50	5,186.50
Wells Fargo Bank, NA	2010 - WS&D	02/15/2021		0.00	5,458.75	5,458.75
Amegy Bank of Texas	2015 - WS&D	02/15/2021		0.00	132,063.50	132,063.50
Amegy Bank of Texas	2016 - Refunding	02/15/2021		0.00	60,150.00	60,150.00
Amegy Bank of Texas	2017 - Refunding	02/15/2021		0.00	106,100.00	106,100.00
Bank of New York	2019 - WS&D	02/15/2021		0.00	31,202.50	31,202.50
Amegy Bank of Texas	2020 - Refunding	02/15/2021		0.00	69,156.25	69,156.25
<b>Total Due 02/15/2021</b>				<b>0.00</b>	<b>447,990.00</b>	<b>447,990.00</b>
<b>Debt Service Payment Due 08/15/2021</b>						
Wells Fargo Bank, NA	2006A - WS&D	08/15/2021		370,000.00	38,672.50	408,672.50
Wells Fargo Bank, NA	2008 - WS&D	08/15/2021		230,000.00	5,186.50	235,186.50
Wells Fargo Bank, NA	2010 - WS&D	08/15/2021		145,000.00	5,458.75	150,458.75
Wells Fargo Bank, NA	2010A - WS&D	08/15/2021		30,000.00	0.00	30,000.00
Amegy Bank of Texas	2015 - WS&D	08/15/2021		190,000.00	132,063.50	322,063.50
Amegy Bank of Texas	2016 - Refunding	08/15/2021		180,000.00	60,150.00	240,150.00
Amegy Bank of Texas	2017 - Refunding	08/15/2021		10,000.00	106,100.00	116,100.00
Bank of New York	2019 - WS&D	08/15/2021		40,000.00	31,202.50	71,202.50
Amegy Bank of Texas	2020 - Refunding	08/15/2021		40,000.00	69,156.25	109,156.25
<b>Total Due 08/15/2021</b>				<b>1,235,000.00</b>	<b>447,990.00</b>	<b>1,682,990.00</b>
<b>District Total</b>				<b>\$2,395,000.00</b>	<b>\$1,330,323.69</b>	<b>\$3,725,323.69</b>

FORT BEND FRESH WATER SUPPLY DISTRICT NO 1  
TAX ANALYSIS FISCAL YEAR END 12/31/2020

TAX YEARS			TAX YEARS						
:------ 2019-----:-			:------ 2018-----:-						
PERCENTAGE	DSF 0.5700	M&O 0.4300	TOTAL 2019	DSF 0.5000	M&O 0.5000	TOTAL 2018	GRAND DSF	TOTAL MAINT	TOTAL
=====									
PRIOR YEAR	1,659,523.62	1,251,921.33	2,911,444.95			189,109.14			307,582.66
TAX LEVY 2019						0			0.00
COLLECTIONS:									
JAN 2020									
TAXES	1,113,546.20	840,043.63	1,953,589.83	6,733.87	6,733.86	13,467.73	1,123,086.03	849,555.47	1,972,641.50
PENALTY	0.00	0.00	0.00	1,604.68	1,604.68	3,209.36	2,799.30	2,774.29	5,573.59
							1,125,885.33	852,329.76	1,978,215.09
FEB 2020							=====	=====	=====
TAXES	171,078.47	129,059.19	300,137.66	8,761.52	8,761.51	17,523.03	242,258.52	172,588.75	414,851.95
PENALTY	5,398.66	4,072.68	9,471.34	996.79	996.79	1,993.58	10,493.97	7,081.69	17,570.98
							252,752.49	179,670.44	432,422.93
MARCH 2020							=====	=====	=====
TAXES	53,318.92	40,223.05	93,541.97	3,991.01	3,991.00	7,982.01	59,098.13	45,999.99	105,098.12
PENALTY	4,124.00	3,111.09	7,235.09	969.00	969.00	1,938.00	5,836.30	4,819.85	10,656.15
							64,934.43	50,819.84	115,754.27
APRIL 2020							=====	=====	=====
TAXES	23,142.33	17,458.25	40,600.58	1,411.94	1,411.94	2,823.88	24,996.45	19,310.09	44,306.54
PENALTY	2,061.03	1,554.81	3,615.84	340.46	340.45	680.91	2,580.77	2,070.96	4,651.73
							27,577.22	21,381.05	48,958.27
MAY 2020							=====	=====	=====
TAXES	61,377.10	46,302.03	107,679.13	3,294.04	3,294.04	6,588.08	66,716.74	51,612.05	118,328.79
PENALTY	7,046.37	5,315.69	12,362.06	905.06	905.05	1,810.11	8,879.91	7,121.52	16,001.43
							75,596.65	58,733.57	134,330.22
JUNE 2020							=====	=====	=====
TAXES	41,529.13	31,329.00	72,858.13	4,261.17	4,261.16	8,522.33	46,332.43	36,117.65	82,450.08
PENALTY	5,613.96	4,235.10	9,849.06	1,151.73	1,151.72	2,303.45	7,028.25	5,633.83	12,662.08
							53,360.68	41,751.48	95,112.16
JULY 2020							=====	=====	=====
TAXES	28,899.17	21,801.12	50,700.29	2,603.44	2,603.43	5,206.87	33,571.53	25,918.58	59,490.11
PENALTY	4,091.41	3,086.50	7,177.91	633.72	633.72	1,267.44	6,819.68	5,313.15	12,132.83
							40,391.21	31,231.73	71,622.94
AUG 2020							=====	=====	=====
TAXES	0.00	0.00	0.00	0.00	0.00	0.00	0.00	0.00	0.00
PENALTY	0.00	0.00	0.00	0.00	0.00	0.00	0.00	0.00	0.00
							0.00	0.00	0.00
SEPT 2020							=====	=====	=====
TAXES	0.00	0.00	0.00	0.00	0.00	0.00	0.00	0.00	0.00
PENALTY	0.00	0.00	0.00	0.00	0.00	0.00	0.00	0.00	0.00
							0.00	0.00	0.00
OCT 2020							=====	=====	=====
TAXES	0.00	0.00	0.00	0.00	0.00	0.00	0.00	0.00	0.00
PENALTY	0.00	0.00	0.00	0.00	0.00	0.00	0.00	0.00	0.00
							0.00	0.00	0.00
NOV 2020							=====	=====	=====
TAXES	0.00	0.00	0.00	0.00	0.00	0.00	0.00	0.00	0.00
PENALTY	0.00	0.00	0.00	0.00	0.00	0.00	0.00	0.00	0.00
							0.00	0.00	0.00
DEC 2020							=====	=====	=====
TAXES	0.00	0.00	0.00	0.00	0.00	0.00	0.00	0.00	0.00
PENALTY	0.00	0.00	0.00	0.00	0.00	0.00	0.00	0.00	0.00
							0.00	0.00	0.00
TOTALS	1,521,226.75	1,147,592.14	2,668,818.89	37,658.43	37,658.35	75,316.78	1,640,498.01	1,235,917.87	2,876,415.88
	=====	=====	=====	=====	=====	=====	=====	=====	=====
TAXES	1,492,891.32	1,126,216.27	2,619,107.59	31,056.99	31,056.94	62,113.93	1,596,059.83	1,201,102.58	2,797,162.41
PENALTY	28,335.43	21,375.87	49,711.30	6,601.44	6,601.41	13,202.85	44,438.18	34,815.29	79,253.47
TOTALS	1,521,226.75	1,147,592.14	2,668,818.89	37,658.43	37,658.35	75,316.78	1,640,498.01	1,235,917.87	2,876,415.88
	=====	=====	=====	=====	=====	=====	=====	=====	=====
ADJUSTMENTS			(1,519.92)			9,342.50			47,720.12
TAX									
DUE @			90.01%			95.28%			TOTAL TAX DUE
1/31/2020	164,792.33	126,025.11	290,817.44	68,168.86	68,168.85	136,337.71	370,941.61	286,232.93	657,174.54
=====									

TAX RATES	0.5700	0.4300	1.0000	0.5000	0.5000	1.0000			
							Deferral Operating 2019	305,127.79	
							Deferral Debt 2019	404,472.61	
							Debt Collections CFY (Defer)	0.00	
							Operating Collections CFY (Defer)	0.00	
							Total DSF Collections	2,000,532.44	
							Total Op Collections	1,506,230.37	
							Total DSF Deferral	370,941.59	
							Total Op Deferral	286,232.93	

**Fort Bend County Fresh Water Supply District No. 1**  
**Cash Flow Forecast**

	<u>Dec-20</u>	<u>Dec-21</u>	<u>Dec-22</u>	<u>Dec-23</u>	<u>Dec-24</u>
Assessed Value	\$362,070,928	\$362,070,928	\$362,070,928	\$362,070,928	\$362,070,928
Maintenance Tax Rate	\$0.43	\$0.43	\$0.43	\$0.43	\$0.43
Maintenance Tax	\$1,525,767	\$1,525,767	\$1,525,767	\$1,525,767	\$1,525,767
% Change in Water Rate	3.00%	3.00%	3.00%	3.00%	3.00%
% Change in Sewer Rate	3.00%	3.00%	3.00%	3.00%	3.00%
% Change in NFBWA	10.00%	10.00%	10.00%	10.00%	10.00%
% Change in Expenses	5.00%	5.00%	5.00%	5.00%	5.00%
<b>Beginning Cash Balance</b>	<b>\$6,619,970</b>	<b>\$5,107,637</b>	<b>\$5,543,899</b>	<b>\$3,909,795</b>	<b>\$4,701,057</b>
<b><u>Revenues</u></b>					
Maintenance Tax	\$1,525,767	\$1,525,767	\$1,525,767	\$1,525,767	\$1,525,767
Water Revenue	500,000	515,000	530,450	546,364	562,754
Sewer Revenue	150,000	154,500	159,135	163,909	168,826
NFBWA Revenue	340,000	374,000	411,400	452,540	497,794
Additional Revenue	425,250	446,513	468,838	492,280	516,894
	<u>\$2,941,017</u>	<u>\$3,015,780</u>	<u>\$3,095,590</u>	<u>\$3,180,860</u>	<u>\$3,272,036</u>
<b><u>Expenses</u></b>					
NFBWA Expense	\$540,000	\$594,000	\$653,400	\$718,740	\$790,614
Other Expenses	1,443,350	1,515,518	1,591,293	1,670,858	1,754,401
	<u>\$1,983,350</u>	<u>\$2,109,518</u>	<u>\$2,244,693</u>	<u>\$2,389,598</u>	<u>\$2,545,015</u>
<b>Net Surplus</b>	<b>\$957,667</b>	<b>\$906,262</b>	<b>\$850,897</b>	<b>\$791,262</b>	<b>\$727,021</b>
<b><u>Other Revenues/Expenses</u></b>					
Capital Outlay	\$250,000	\$50,000	\$50,000	\$50,000	\$50,000
Fresno Gardens WW Collection System	1,800,000	0	0	0	0
Fresno Gardens N. Sub WW Plumbing	400,000	0	0	0	0
Gateway Acres Sub. WW Collection System	0	230,000	0	0	0
Gateway Acres Sub. WW Plumbing	0	0	1,000,000	0	0
Fresno Ranchos Sub WW LS & FM	0	200,000	0	0	0
FN 521 WL Adjustment	0	0	800,000	0	0
Payment to COA for 500 ESFC in FW WP #1	0	0	635,000	0	0
WP #1 Rehab Work	20,000	20,000	0	0	0
Addtn of 3rd LP @ Tellevue Terrace LS	0	20,000	0	0	0
Emergency Interconnect w/ BC MUD 21	0	0	50,000	0	0
	<u>\$2,470,000</u>	<u>\$470,000</u>	<u>\$2,485,000</u>	<u>\$0</u>	<u>\$0</u>
<b>Ending Cash Balance</b>	<b>\$5,107,637</b>	<b>\$5,543,899</b>	<b>\$3,909,795</b>	<b>\$4,701,057</b>	<b>\$5,428,078</b>
Operating Reserve % of Exp (Ideal is at least 100%)	257.53%	262.80%	174.18%	196.73%	213.28%



# Fort Bend County Fresh Water Supply District No. 1

## 2021 AWBD Mid-Winter Conference Friday, January 29 - Sunday, January 31, 2021 JW Marriott - Austin, TX

DIRECTOR		CONFERENCE REGISTRATION		ADVANCE	PRIOR CONFERENCE EXPENSES
Name	Attending	Online	Paid	Paid	Paid
Calvin Casher					
Gregory Fleck					
Paul Hamilton					
Rosa Linda Medina					
Rodrigo Carreon					

Note: Register on-line [www.awbd-tx.org](http://www.awbd-tx.org) (For log in assistance, contact Taylor Cavnar: [tcavnar@awbd-tx.org](mailto:tcavnar@awbd-tx.org))

This page only confirms registration for the conference, not hotel registrations.

All hotel reservations are the sole responsibility of each attendee.

Your conference registration confirmation will contain a housing reservation request web link.

The link will require the registration number from your conference registration before you can reserve a room.

All requests for an advance of funds must be sent via email to the bookkeeper within 30 days of conference.

REGISTRATION DATES: More details will be available at a later date.

### HOUSING INFORMATION:

Hotel reservations are only available to attendees who are registered with AWBD-TX for the Conference.

If you have questions, please call Taylor Cavnar at (281) 350-7090 or Joel Kaye at (480) 657-9233.

**Fort Bend County FWSD # 1**  
**Proposed 2020 Amended Budget**

	<b>Adopted 2020 Budget</b>	<b>Proposed Amended 2020 Budget</b>	<b>Delta</b>
<b>Revenues</b>			
14110 · Water - Customer Service Revenu	500,000	500,000	0
14112 · Regional Water Authority Fees	340,000	340,000	0
14140 · Connection Fees	7,500	7,500	0
14150 · Tap Connections	50,000	50,000	0
14160 · Service Application Fees	3,000	3,000	0
14210 · Sewer - Customer Service Fee	150,000	150,000	0
14220 · Inspection Fees	12,000	12,000	0
14310 · Penalties & Interest	26,000	26,000	0
14330 · Miscellaneous Income	1,000	1,000	0
14340 · Delinquent Tax Attorney Fees	20,000	20,000	0
14350 · Maintenance Tax Collections	1,525,767	1,525,767	0
14351 · Penalty & Interest on Tax	35,000	35,000	0
14365 · Interest Earned on Checking	750	750	0
14370 · Interest Earned on Temp. Invest	60,000	60,000	0
14390 · Transfer From Construction	0	0	0
14410 · Water Plant Operations COA	150,000	150,000	0
14420 · Arcola Capital Recovery	60,000	60,000	0
14430 · FBC - FM 521 Sewer Interlocal	0	0	0
<b>Total Revenues</b>	<b>2,941,017</b>	<b>2,941,017</b>	
<b>Expenditures</b>			
16105 · Operator Expense	100,000	100,000	0
16110 · Tap Connection Expense	40,000	40,000	0
16130 · Maintenance & Repairs	250,000	250,000	0
16140 · Chemicals	6,000	6,000	0
16150 · Laboratory Expense	9,000	9,000	0
16160 · Utilities	50,000	50,000	0
16210 · Inspection Expense	20,000	20,000	0
16234 · Water Authority Pumpage-COA	115,000	115,000	0
16235 · Water Authority Pumpage Fees	425,000	425,000	0
16236 · Arcola WWTP Expenses	250,000	250,000	0
16320 · Tax Assessor/Collector Fees	24,000	24,000	0
16330 · Legal Fees	200,000	200,000	0
16340 · Auditing Fees	25,000	25,000	0
16350 · Engineering Fees	300,000	300,000	0
16360 · Delinquent Tax Attorney Expense	20,000	20,000	0
16370 · Election Expense	0	8,000	8,000
16380 · Permit Expense	6,000	6,000	0
16390 · Telephone Expense	1,800	1,800	0
16410 · Sales Tax Tracking	18,000	18,000	0
16430 · Bookkeeping Fees	40,000	40,000	0
16455 · SB 622 Publications	2,000	2,000	0
16460 · Printing & Office Supplies	25,000	25,000	0
16480 · Delivery Expense	1,500	1,500	0
16490 · Website Services	2,000	2,000	0
16495 · Dues & Subscriptions	700	700	0
16520 · Postage	8,000	8,000	0
16530 · Insurance & Surety Bond	12,000	12,000	0
16540 · Travel Expense	5,000	5,000	0
16560 · Miscellaneous Expense	6,500	6,500	0
16580 · Bank Service Charge	2,400	2,400	0
16590 · Seminar Expense	3,500	3,500	0
16600 · Payroll Expenses	13,700	13,700	0
16620 · Payroll Tax Expense	1,250	1,250	0
<b>Total Expenditures</b>	<b>1,983,350</b>	<b>1,991,350</b>	
<b>Other Expenditures</b>			
16630 · Transfer to CPF	0	250,370	250,370
16650 · Capital Outlay	250,000	250,000	0
16751 · Capital Outlay - Fresno Garden WWCS	0	1,830,000	1,830,000
16752 · Capital Outlay - Fresno Ranchos Proj	0	50,000	50,000
<b>Total Other Expenditures</b>	<b>250,000</b>	<b>2,380,370</b>	
<b>Prior Year Surplus</b>	<b>0</b>	<b>1,430,703</b>	<b>1,430,703</b>
<b>Net Surplus/(Deficit)</b>	<b>957,667</b>	<b>0</b>	
<b>Debt Service Tax Revenue</b>	<b>2,022,528</b>		



MUNICIPAL ACCOUNTS  
& CONSULTING, L.P.


Fort Bend County Fresh Water  
Supply District No. 1  
Quarterly Investment Inventory Report  
Period Ending June 30, 2020


BOARD OF DIRECTORS  
Fort Bend County Fresh Water  
Supply District No. 1

Attached is the Quarterly Investment Inventory Report for the  
Period ending June 30, 2020.

This report and the District's investment portfolio are in compliance with the  
investment strategies expressed in the District's investment policy, and the  
Public Funds Investment Act.

I, hereby certify that, pursuant to Senate Bill 253 and in connection with the  
preparation of the investment report, I have reviewed the divestment lists  
prepared and maintained by the Texas Comptroller of Public Accounts, and the  
District does not own direct or indirect holdings in any companies identified on such lists.

  
Mark M. Burton  
(Investment Officer)

  
Ghia Lewis  
(Investment Officer)

COMPLIANCE TRAINING

HB 675 states the Investment Officer must attend at least one training seminar for (6) six hours  
Within twelve months of taking office and requires at least (4) four hours training within each (2)  
two year period thereafter.

INVESTMENT OFFICERS  
Mark M. Burton

Ghia Lewis

CURRENT TRAINING

November 5, 2011 (Texpool Academy 10 Hours)  
November 5, 2013 (Texpool Academy 10 Hours)  
November 27, 2015 (Texpool Academy 10 Hours)  
December 26, 2017 (Texpool Academy 10 Hours)  
January 9, 2020 (TexPool Academy 12 Hours)

October 25, 2011 (Texpool Academy 10 Hours)  
November 7, 2013 (Texpool Academy 10 Hours)  
November 5, 2015 (Texpool Academy 10 Hours)  
November 6, 2017 (Texpool Academy 10 Hours)  
November 5, 2019 (Texpool Academy 10 Hours)

Fort Bend County Fresh Water Supply District No. 1

Summary of Money Market Funds

04/01/2020 - 06/30/2020

Fund: Operating

Financial Institution: TEXAS CLASS

Account Number: XXXX0002 Date Opened: 03/17/2020 Current Interest Rate: 0.44%

Date	Description	Begin Balance	Cash Added	Cash Withdrawn	Int. Earned	End Balance
04/01/2020		0.00				
05/21/2020	From Close of GOF TEXPOOL MM		3,392,942.99			
05/31/2020	Int				234.55	
06/18/2020	From DSF BBVA MM - Tax Xfer		58,733.57			
06/18/2020	From Close of GOF TEXPOOL MM		6,233.79			
06/18/2020	To Checking			(160,000.00)		
06/30/2020	BBVA CDXXXXX1963 INTEREST		6,067.18			
06/30/2020	Int				1,624.04	
Totals for Account XXXX0002:		\$0.00	\$3,463,977.53	(\$160,000.00)	\$1,858.59	\$3,305,836.12

Financial Institution: TEXPOOL

Account Number: XXXX0001 Date Opened: 12/31/2017 Current Interest Rate: 0.20%

Date	Description	Begin Balance	Cash Added	Cash Withdrawn	Int. Earned	End Balance
04/01/2020		3,853,485.39				
04/09/2020	Reverse Duplicate Wire			(179,670.44)		
04/29/2020	IND CDXXXXX6741 INTEREST		6,540.60			
04/30/2020	Int				1,395.72	
05/21/2020	To Checking			(296,000.00)		
05/22/2020	Close to BGOF TX CL MM			(3,392,942.99)		
05/28/2020	PIONEER CDXXXXX2548 INTEREST		6,448.44			
05/28/2020	Int				743.28	
06/01/2020	Int				0.80	
06/02/2020	THIRD CDXXXXX6605 INTEREST		6,232.99			
06/02/2020	Close to BGOF TX CL MM			(6,233.79)		
Totals for Account XXXX0001:		\$3,853,485.39	\$19,222.03	(\$3,874,847.22)	\$2,139.80	\$0.00
Totals for Operating Fund:		\$3,853,485.39	\$3,483,199.56	(\$4,034,847.22)	\$3,998.39	\$3,305,836.12

Methods Used For Reporting Market Values

Certificates of Deposits:	Face Value Plus Accrued Interest
Securities/Direct Government Obligations:	Market Value Quoted by the Seller of the Security and Confirmed in Writing
Public Fund Investment Pool/MMF Accounts:	Balance = Book Value = Current Market

Fort Bend County Fresh Water Supply District No. 1

Summary of Money Market Funds

04/01/2020 - 06/30/2020

Fund: Capital Projects

Financial Institution: BOK Financial

Account Number: XXXX01-1 Date Opened: 12/31/2017 Current Interest Rate: 0.88%

Date	Description	Begin Balance	Cash Added	Cash Withdrawn	Int. Earned	End Balance
04/01/2020		2,084,619.97				
04/30/2020	Int				674.88	
05/31/2020	Int				0.00	
06/30/2020	Int				10.25	
Totals for Account XXXX01-1:		\$2,084,619.97			\$685.13	\$2,085,305.10

Financial Institution: TEXAS CLASS

Account Number: XXXX0001 Date Opened: 03/17/2020 Current Interest Rate: 0.44%

Date	Description	Begin Balance	Cash Added	Cash Withdrawn	Int. Earned	End Balance
04/01/2020		0.00				
05/21/2020	From Checking		111,799.67			
05/31/2020	Int				9.74	
06/18/2020	To Checking			(6,764.08)		
06/30/2020	Int				53.14	
Totals for Account XXXX0001:		\$0.00	\$111,799.67	(\$6,764.08)	\$62.88	\$105,098.47
Totals for Capital Projects Fund:		\$2,084,619.97	\$111,799.67	(\$6,764.08)	\$748.01	\$2,190,403.57

Methods Used For Reporting Market Values

Certificates of Deposits:	Face Value Plus Accrued Interest
Securities/Direct Government Obligations:	Market Value Quoted by the Seller of the Security and Confirmed in Writing
Public Fund Investment Pool/MM Accounts:	Balance = Book Value = Current Market

Fort Bend County Fresh Water Supply District No. 1

Summary of Money Market Funds

04/01/2020 - 06/30/2020

Fund: Debt Service

Financial Institution: BBVA USA-DEBT

Account Number: XXXX5145 Date Opened: 12/31/2017 Current Interest Rate: 0.25%

Date	Description	Begin Balance	Cash Added	Cash Withdrawn	Int. Earned	End Balance
04/01/2020		616,164.37				
04/02/2020	TAX COLLECTIONS 3/20-DIT		15,672.33			
04/08/2020	Reverse Duplicate Wire		179,670.44			
04/16/2020	TAX TRANSFER GOF 3/20			(50,819.84)		
04/30/2020	TAX COLLECTIONS 4/2020		30,554.04			
04/30/2020	Int				162.44	
04/30/2020	Service Charge			(18.00)		
05/02/2020	TAX COLLECTIONS 4/2020-DIT		2,731.90			
05/21/2020	To DSF TX CL MM			(770,000.00)		
05/21/2020	TAX TRANSFER GOF 4/20			(21,381.05)		
05/28/2020	Series 2020R Bond Income		10,373.44			
05/31/2020	Int				153.48	
05/31/2020	TAX COLLECTIONS 5/2020		106,270.76			
05/31/2020	Service Charge			(18.00)		
06/02/2020	TAX COLLECTIONS 5/2020-DIT		43,959.73			
06/18/2020	TAX TRANSFER GOF 5/20			(58,733.57)		
06/18/2020	To DSF TX CL MM			(100,000.00)		
06/30/2020	Int				143.48	
06/30/2020	Service Charge			(18.00)		
06/30/2020	TAX COLLECTIONS 6/2020		65,760.18			
Totals for Account XXXX5145:		\$616,164.37	\$454,992.82	(\$1,000,988.46)	\$459.40	\$70,628.13

Financial Institution: TEXAS CLASS

Account Number: XXXX0004 Date Opened: 04/09/2020 Current Interest Rate: 0.44%

Date	Description	Begin Balance	Cash Added	Cash Withdrawn	Int. Earned	End Balance
04/01/2020		0.00				
05/21/2020	From Close of DSF TEXPOOL MM		52,362.98			
05/21/2020	From DSF BBVA MM		770,000.00			
05/31/2020	Int				70.72	
06/08/2020	PAF WFB SERIES 2010A			(500.00)		
06/18/2020	From DSF BBVA MM		100,000.00			

Methods Used For Reporting Market Values

Certificates of Deposits:	Face Value Plus Accrued Interest
Securities/Direct Government Obligations:	Market Value Quoted by the Seller of the Security and Confirmed in Writing
Public Fund Investment Pool/MM Accounts:	Balance = Book Value = Current Market

Fort Bend County Fresh Water Supply District No. 1

Summary of Money Market Funds

04/01/2020 - 06/30/2020

Fund: Debt Service

Financial Institution: TEXAS CLASS

Account Number: XXXX0004 Date Opened: 04/09/2020 Current Interest Rate: 0.44%

Date	Description	Begin Balance	Cash Added	Cash Withdrawn	Int. Earned	End Balance
06/18/2020	PAF WBF SERIES 2008			(500.00)		
06/29/2020	PAF BONY SERIES 2019			(750.00)		
06/30/2020	Int				405.23	
Totals for Account XXXX0004:		\$0.00	\$922,362.98	(\$1,750.00)	\$475.95	\$921,088.93

Financial Institution: TEXPOOL

Account Number: XXXX0002 Date Opened: 12/31/2017 Current Interest Rate: 0.20%

Date	Description	Begin Balance	Cash Added	Cash Withdrawn	Int. Earned	End Balance
04/01/2020		132,187.48				
04/21/2020	PAF AMEGY SERIES 2016R			(400.00)		
04/30/2020	Int				49.40	
05/11/2020	PAF WFB SERIES 2010			(500.00)		
05/27/2020	BOND CONTRIBUTION SER 2020R			(79,000.00)		
05/27/2020	Int				26.10	
05/28/2020	To DSF TX CL MM			(52,362.98)		
05/28/2020	CLOSED - No Further Activity				0.00	
Totals for Account XXXX0002:		\$132,187.48		(\$132,262.98)	\$75.50	\$0.00
Totals for Debt Service Fund:		\$748,351.85	\$1,377,355.80	(\$1,135,001.44)	\$1,010.85	\$991,717.06

Methods Used For Reporting Market Values

Certificates of Deposits:	Face Value Plus Accrued Interest
Securities/Direct Government Obligations:	Market Value Quoted by the Seller of the Security and Confirmed in Writing
Public Fund Investment Pool/MM Accounts:	Balance = Book Value = Current Market

Fort Bend County Fresh Water Supply District No. 1  
Summary of Certificates of Deposit with Money Market  
04/01/2020 - 06/30/2020

Financial Institution	Investment Number	Issue Date	Maturity Date	Beginning Balance	Principal From Cash	Principal From Investment	Principal Withdrawn	Principal Reinvested	Ending Balance	Interest Rate	Beg. Acc. Interest	Interest Earned	Interest Reinvested	Interest Withdrawn	Accrued Interest
<b>Fund: Operating</b>															
<b>Certificates of Deposit</b>															
ALLEGIANCE BANK	XXXX0783	04/29/20	04/29/21	0.00	0.00	240,000.00	0.00	0.00	240,000.00	0.85%	0.00	0.00	0.00	0.00	346.52
	Rolled over FROM CD XXXX6741														
BANCORPSOUTH	XXXX3088	10/31/19	10/30/20	240,000.00	0.00	0.00	0.00	0.00	240,000.00	2.25%	2,263.56	0.00	0.00	0.00	3,595.07
BBVA USA-PREMIER	XXXX1963	07/02/19	06/30/20	240,000.00	0.00	0.00	0.00	0.00	240,000.00	2.50%	4,504.10	6,067.18	0.00	6,067.18	(83.62)
	Rolled over FROM CD XXXX0137														
CADENCE BANK	XXXX8177	07/31/19	07/31/20	240,000.00	0.00	0.00	0.00	0.00	240,000.00	2.45%	3,946.84	0.00	0.00	0.00	5,396.71
	Rolled over FROM CD XXXX4413														
COMMUNITY BANK OF TX	XXXX1033	01/02/20	12/29/20	240,000.00	0.00	0.00	0.00	0.00	240,000.00	2.00%	1,183.56	0.00	0.00	0.00	2,367.12
	Rolled over FROM CD XXXX6682														
FRONTIER BANK	XXXX2246	01/24/20	01/23/21	240,000.00	0.00	0.00	0.00	0.00	240,000.00	1.90%	849.53	0.00	0.00	0.00	1,973.91
INDEPENDENT BANK	XXXX6741	04/30/19	04/28/20	240,000.00	0.00	0.00	0.00	240,000.00	0.00	2.70%	5,982.90	6,540.60	0.00	6,540.60	0.00
	Rolled over FROM CD XXXX0819														
LONE STAR BANK	XXXX2413	02/25/20	02/24/21	240,000.00	0.00	0.00	0.00	0.00	240,000.00	1.98%	468.69	0.00	0.00	0.00	1,640.41
PIONEER BANK	XXXX2548	05/28/19	05/27/20	240,000.00	0.00	0.00	0.00	240,000.00	0.00	2.65%	5,384.22	6,448.44	0.00	6,448.44	0.00
	WT FROM TXPL XXXX0001														
PIONEER BANK	XXXX2548	05/28/20	05/28/21	0.00	0.00	240,000.00	0.00	0.00	240,000.00	0.99%	0.00	0.00	0.00	0.00	214.81
PLAINS STATE BANK	XXXX0811	09/02/19	09/02/20	240,000.00	0.00	0.00	0.00	0.00	240,000.00	2.00%	2,787.94	0.00	0.00	0.00	3,971.51
	Rolled over FROM CD XXXX3113														
SPIRIT OF TEXAS BANK	XXXX6670	09/30/19	09/29/20	240,000.00	0.00	0.00	0.00	0.00	240,000.00	2.45%	2,964.16	0.00	0.00	0.00	4,414.02
THIRD COAST BANK, SSB	XXXX6605	05/31/19	05/29/20	240,000.00	0.00	0.00	0.00	240,000.00	0.00	2.60%	5,231.34	6,232.99	0.00	6,232.99	0.00
	Rolled over FROM CD XXXX9572														
THIRD COAST BANK, SSB	XXXX6605	05/30/20	05/30/21	0.00	0.00	240,000.00	0.00	0.00	240,000.00	0.75%	0.00	0.00	0.00	0.00	152.88
VERITEX COMMUNITY BANK	XXXX0266	11/26/19	11/25/20	240,000.00	0.00	0.00	0.00	0.00	240,000.00	1.80%	1,503.12	0.00	0.00	0.00	2,568.33

**Methods Used For Reporting Market Values**

Certificates of Deposits:	Face Value Plus Accrued Interest
Securities/Direct Government Obligations:	Market Value Quoted by the Seller of the Security and Confirmed in Writing
Public Fund Investment Pool/MM Accounts:	Balance = Book Value = Current Market



Fort Bend County Fresh Water Supply District No. 1  
**Summary of Certificates of Deposit with Money Market**  
04/01/2020 - 06/30/2020

Financial Institution	Investment Number	Issue Date	Maturity Date	Beginning Balance	Principal From Cash	Principal From Investment	Principal Withdrawn	Principal Reinvested	Ending Balance	Interest Rate	Beg. Acc. Interest	Interest Earned	Interest Reinvested	Interest Withdrawn	Accrued Interest
Fund: Operating															
Certificates of Deposit															
	Rolled over FROM CD XXXX0320														
	Totals for Operating Fund:			2,880,000.00	0.00	720,000.00	0.00	720,000.00	2,880,000.00	N/A	37,069.96	25,289.21	0.00	25,289.21	\$26,557.67
	Beginning Balance:	\$2,880,000.00							Interest Earned:		\$25,289.21				
	Plus Principal From Cash:	\$0.00							Less Beg Accrued Interest:		\$37,069.96				
	Less Principal Withdrawn:	\$0.00							Plus End Accrued Interest:		\$26,557.67				
	Plus Interest Reinvested:	\$0.00							Fixed Interest Earned:		\$14,776.92				
	Fixed Balance:	\$2,880,000.00							MM Interest Earned:		\$3,998.39				
	MM Balance:	\$3,305,836.12							Total Interest Earned:		\$18,775.31				
	Total Balance:	\$6,185,836.12													

**Methods Used For Reporting Market Values**

Certificates of Deposits:	Face Value Plus Accrued Interest
Securities/Dirict Government Obligations:	Market Value Quoted by the Seller of the Security and Confirmed in Writing
Public Fund Investment Pool/MM Accounts:	Balance = Book Value = Current Market

Fort Bend County Fresh Water Supply District No. 1  
**Summary of Certificates of Deposit with Money Market**  
04/01/2020 - 06/30/2020

Financial Institution	Investment Number	Issue Date	Maturity Date	Beginning Balance	Principal From Cash	Principal From Investment	Principal Withdrawn	Principal Reinvested	Ending Balance	Interest Rate	Beg. Acc. Interest	Interest Earned	Interest Reinvested	Interest Withdrawn	Accrued Interest
<b>Fund: Debt Service</b>															
<b>Certificates of Deposit</b>															
BANCORPSOUTH - DEBT	XXXX4984	08/06/19	08/05/20	240,000.00	0.00	0.00	0.00	0.00	240,000.00	2.75%	4,321.64	0.00	0.00	0.00	5,949.04
	Rolled over FROM CD XXXX6690														
CENTRAL BANK	XXXX1000	02/28/20	02/27/21	240,000.00	0.00	0.00	0.00	0.00	240,000.00	1.60%	347.17	0.00	0.00	0.00	1,294.03
	WT FROM BBVA XXXX5145														
COMMUNITY BANK OF TX-DEBT	XXXX3362	02/27/20	02/26/21	240,000.00	0.00	0.00	0.00	0.00	240,000.00	1.75%	391.23	0.00	0.00	0.00	1,426.85
	WT FROM BBVA XXXX5145														
FRONTIER BANK - DEBT	XXXX2126	08/05/19	08/04/20	240,000.00	0.00	0.00	0.00	0.00	240,000.00	2.58%	4,071.45	0.00	0.00	0.00	5,598.24
INDEPENDENT BANK-DEBT	XXXX0365	02/27/20	02/26/21	240,000.00	0.00	0.00	0.00	0.00	240,000.00	1.65%	368.87	0.00	0.00	0.00	1,345.31
	WT FROM BBVA XXXX5145														
PLAINS STATE BANK - DEBT	XXXX0760	08/06/19	08/06/20	240,000.00	0.00	0.00	0.00	0.00	240,000.00	2.35%	3,693.04	0.00	0.00	0.00	5,083.72
	Rolled over FROM CD XXXX583														
SOUTH STAR BANK-DEBT	XXXX0134	02/27/20	02/27/21	240,000.00	0.00	0.00	0.00	0.00	240,000.00	1.75%	391.23	0.00	0.00	0.00	1,426.85
	WT FROM BBVA XXXX5145														
SPIRIT OF TX BANK - DEBT	XXXX0152	08/06/19	08/02/20	240,000.00	0.00	0.00	0.00	0.00	240,000.00	2.45%	3,850.19	0.00	0.00	0.00	5,300.05
TEXAS CAPITAL BANK-DEBT	XXXX0319	08/06/19	08/05/20	240,000.00	0.00	0.00	0.00	0.00	240,000.00	2.60%	4,085.91	0.00	0.00	0.00	5,624.54
THIRD COAST BANK-DEBT	XXXX6589	01/23/20	01/22/21	240,000.00	0.00	0.00	0.00	0.00	240,000.00	1.80%	816.66	0.00	0.00	0.00	1,881.86
<b>Totals for Debt Service Fund:</b>				2,400,000.00	0.00	0.00	0.00	0.00	2,400,000.00	N/A	22,337.39	0.00	0.00	0.00	\$34,930.49
										<b>Interest Earned:</b>		\$0.00			
<b>Beginning Balance:</b>															
<b>Plus Principal From Cash:</b>															
<b>Less Principal Withdrawn:</b>															
<b>Plus Interest Reinvested:</b>															
<b>Fixed Balance:</b>															
<b>MM Balance:</b>															
<b>Total Balance:</b>															
<b>Totals for District:</b>				5,280,000.00	0.00	720,000.00	0.00	720,000.00	5,280,000.00	N/A	59,407.35	25,289.21	0.00	25,289.21	\$61,488.16

**Methods Used For Reporting Market Values**

Certificates of Deposits:	Face Value Plus Accrued Interest
Securities/Direct Government Obligations:	Market Value Quoted by the Seller of the Security and Confirmed in Writing
Public Fund Investment Pool/MM Accounts:	Balance = Book Value = Current Market

Port Bend County Fresh Water Supply District No. 1

Detail of Pledged Securities

04/01/2020 - 06/30/2020

Financial Institution: BBVA USA-DEBT						
Security: Letter of Credit/FHLB-Atl	Par Value:	1,000,000.00	Maturity Date:	03/05/2021	Pledged:	06/10/2020
CUSIP: 144337	Date	Value	Released:		Amount Released:	
	04/30/2020	2,300,000.00				
	05/31/2020	2,300,000.00				
	06/30/2020	1,000,000.00				

Methods Used For Reporting Market Values

Certificates of Deposits:	Face Value Plus Accrued Interest
Securities/Direct Government Obligations:	Market Value Quoted by the Seller of the Security and Confirmed in Writing
Public Fund Investment Pool/MM Accounts:	Balance = Book Value = Current Market



August 17, 2020

Board of Directors  
Fort Bend County Freshwater Supply District #1  
c/o Sanford Kuhl Hagan Kugle Parker Kahn LLP  
1980 Post Oak Boulevard, Suite 1380  
Houston, TX 77056

Re: Fort Bend County Freshwater Supply District #1 – August 2020 Board of Directors Meeting

Dear Board Members:

Following is the status report on Fort Bend County FWSD#1 No. 1 projects:

Agenda Item No. 5 – Engineer's Report:

**(a) Report on status of projects:**

- i) Fresno Gardens North Subdivision Wastewater Collection System
  - Construction of project was completed on July 22, 2020
  - Request Board's approval of PE#8 (Final) from R Construction for \$350,967.28 – **BOOKKEER IS NOT TO PROVIDE THIS FINAL PAYMENT TO THE CONTRACTOR UNTIL THE TWDB HAS APPROVED THIS PROJECT AND ISSUED TO THE DISTRICT THEIR CERTIFICATE OF APPROVAL**
  - Request Board's approval of Invoice #8 (Final) from Geotest for \$1,706.35
  - Request Board's approval of:
    - Certificate of Final Completion Certificate
    - District's Acceptance of Project Completion Certificate
    - Change Order No. 1 Document
    - Change Order No. 2 Document
  - Request Board appoint a Board member to sign documents outside of meeting
- ii) Fresno Gardens North Subdivision Wastewater Plumbing Contract (currently 68 properties included)
  - Bids (a total of four) for project were received on July 30, 2020...the project was awarded to T Construction with a bid amount of \$293,981.00
  - Request Board approve construction contract documents for project with T Construction
  - Request Board approve Geotest proposal for providing material testing services during construction of project for an estimated amount of \$14,962.00
  - Request Board appoint two Board members to sign documents outside of meeting
  - Anticipate conducting pre-construction meeting next week or the following and anticipate construction starting in September and being complete in December/January
- iii) Gateway Acres Subdivision Wastewater Collection System
  - Landtech will be performing a detailed topographic survey along Trammel Fresno Road, within its full ROW width, and in some locations beyond the ROW, from roughly Jan St to Kansas St (approx. 1.25 miles in length). Afterwards, an AutoCAD drawing file will be provided to Jacobs for completion of the construction plans for the Gateway Acres Subdivision Wastewater Collection System project and the Fresno Ranchos Subdivision Wastewater Lift Station and Force Main project. It is anticipated that the surveying efforts will be completed in August.
  - The new District wastewater loan will need to be secured prior to starting construction of this project
- iv) Fresno Ranchos Subdivision Wastewater Lift Station and Force Main
  - Reference Gateway Acres Subdivision Wastewater Collection System status
- v) Gateway Acres Subdivision Wastewater Plumbing Contract
  - townhall meetings will be conducted once the public wastewater lines for this area are under construction

vi) Water Plant #2

- TCEQ approved the contract documents for the project this month. The contract manual is being finalized, and once complete, which we anticipate being next week, the final construction contract documents will be provided to the TWDB for their approval to advertise the project. We anticipate receiving TWDB's approval to advertise the project by the end of September.
- Anticipated Schedule:
  - o August/September 2020 – TWDB approval to advertise project
  - o October – December 2020 – Advertising, Awarding, and Contract Execution
  - o January 2021 – March 2022 - Construction
- District Est. Water Conn. Timeline (FBCFWSD#1 WP#1 Conn. Capacity = 1,750)
  - End of 2020 = 1,675
  - End of 2021 = 1,750

**(b) Authorize Engineer to Prepare Plans and Specifications for Water/Wastewater Projects**

- no action items

**(c) Report on status of project funding and take necessary action related thereto.**

- Project One-Year Warranty Expiration Dates
  - Fresno Gardens N Sub WW Collection System...06/17/2021
- 2015 TWDB DFUND Loan...remaining funds will be used for the Water Plant No. 2 project
- 4<sup>th</sup> TWDB DFUND Loan (\$1.745M)...funds will be used to complete the Water Plant No. 2 project
- 2020 TCEQ Loan (estimated at \$10.45M) – loan will secure funds for the completion of a) Gateway Acres Sub WW Collection System project b) Fresno Ranchos Sub LS and FM project, and c) CoA WWTP Expansion project...currently working on completing bond application report, ***including still needing information from the City of Arcola Engineer***
- FBC CDBG Funds...will apply once Gateway Acres Subdivision WW Plumbing project is underway...applications for funds are typically received in March of each year

**(d) Projections for District Water and Wastewater Projects**

- request Board approval to update information every January and July

**(e) Discuss Emergency Preparedness Plan and take any necessary action related thereto**

- review EPP in April each year to determine if any updates are required

(f) **Status of Non-Residential Applications for Water Service –**

<b>Currently 43 Non-Residential Connections:</b>	
<b>4320 Doreen Avenue (Multi-Family Dwelling)</b>	<b>Interconnect with FBCMUD23</b>
<b>293 Teakwood Avenue (Multi-Family Dwelling)</b>	<b>La Fresno Food Mart</b>
<b>297 Teakwood Avenue (Multi-Family Dwelling)</b>	<b>Lou's Back Porch</b>
<b>Church of God of Prophecy</b>	<b>LT No Limits</b>
<b>Crossroad Market</b>	<b>Mustang Community Center</b>
<b>Dollar General</b>	<b>MVP Auto Parts (Domestic &amp; FW)</b>
<b>Enriquez Tire Shop (East Palm)</b>	<b>New Quality Life Ministries (Church)</b>
<b>FBC Water Connection at Water Plant</b>	<b>New Quality Life Ministries (Restaurant)</b>
<b>First Baptist Church of Fresno (Domestic &amp; FW)</b>	<b>Papa Nick's BBQ Kitchen – Mobile Food Truck</b>
<b>Fresno Market – FM521 (Domestic &amp; Irrigation)</b>	<b>PMC International Tire Shop</b>
<b>Fresno Motor</b>	<b>Richard Martini-Rental Livestock Pasture</b>
<b>Fresno Mount Corinth Baptist Church</b>	<b>Robbins Nest for Children (Domestic &amp; FW)</b>
<b>Fresno Volunteer Fire Department</b>	<b>St. James Knanaya Church – Fire Tap</b>
<b>F&amp;R Tax</b>	<b>Swingby#3 Gas Station (Domestic &amp; Irrigation)</b>
<b>Gulf Coast LP Gas Company</b>	<b>Teleview Terrace Subdivision Lift Station</b>
<b>HEFCO Enterprises</b>	<b>Tiny Toes Academy</b>
<b>Iglesia Bautista Del Calvario Church</b>	<b>Tire Shop at 1739A Trammel Fresno</b>
<b>Iglesia Principe De Paz Church</b>	<b>Valero Gas Station</b>
<b>Interconnect with City of Arcola</b>	<b>Welcome Foods</b>

<b>Connections Pending</b>	
<b>Stop N' Grubb (Mobile Food Truck at 3502 Jan Street)</b>	
- EDP to provide update regarding connection	
<b>St. Peters &amp; St. Pauls Orthodox Church of Houston (3114 Illinois St)</b>	
- EDP to provide update regarding connection	

<b>Processing Application</b>	
<b>Fresno Food Mart (1293 Trammel Fresno Road)</b>	
- received updated drawings from customer and provided additional comments for them to resolve on 09/12/19...original application date of 12/11/18...customer is still working with FBC Engineering and Drainage regarding their plans, including the approval of their on-site wastewater treatment system...customer anticipates full approval of these plans by the end of this year	
<b>St. James Knanaya Church (Ave C)</b>	
- waiting for customer to provide plumber's info	
<b>Quality Paint and Body (Pecan Street)</b>	
- waiting for customer to provide plumber's info	

### Status of Non-Residential Applications for Wastewater Service –

<b>Currently 9 Non-Residential Connections:</b>	
<b>4320 Doreen Avenue (Multi-Family Dwelling)</b>	<b>Fresno Volunteer Fire Department</b>
<b>293 Teakwood Avenue (Multi-Family Dwelling)</b>	<b>Mustang Comm Center (<i>minus field bathrooms</i>)</b>
<b>297 Teakwood Avenue (Multi-Family Dwelling)</b>	<b>New Quality Life Ministries (Church)</b>
<b>Church of God of Prophecy</b>	<b>New Quality Life Ministries (Restaurant)</b>
<b>First Baptist Church of Fresno</b>	

<b>Connections Pending</b>	

<b>Processing Application</b>	
<b>Quality Paint and Body (Pecan Street)</b>	
- waiting for customer to provide plumber's info	

**(g) Trammel Fresno Road Widening Project**

- EDP is to provide to the Board a list, with costs, to make all remaining adjustments to the District's waterline as a result of the road widening project

**(h) Potential Emergency Water Interconnect with BCMUD21**

- conducted phone conversation with LJA (Bill Ehler), engineer for BCMUD21, on December 2016 regarding potential emergency water interconnect between our districts
- possible location for interconnect would be at east end of Renfro Burford Road
- BCMUD21 would be interested in pursuing interconnect (50/50 cost split) once FBCFWSD#1 completes its 2<sup>nd</sup> Water Plant

**(i) Emergency Water Interconnect with Charleston MUD –** Pre-construction meeting was supposedly conducted on March 17th...once project has been constructed, record drawings will be provided to the District

**(j) Potential Water Service to NalcoChampion –** informed customer that they can submit an application for District water service that can be used to assist them in filling their fire water tanks during a fire event...waiting for customer to submit application with fee

**(k) Status of New CoA WP –** CoA anticipates water plant being completed by end of 2021

**(l) Status of CoA WWTP Expansion Project (increasing capacity from 0.675 MGD to 0.95 MGD) –** DA responded back to CoA the District's interest in taking part in the next expansion project with a capacity of 100,000 gpd...waiting for CoA to notify District of next step in process...DA to provide update

**(m) FM521 Roadway Widening Project –** Provided record drawings to Michael Kaspar of Dannenbaum...supposedly a utility coordination meeting will be conducted in the next couple of months to discuss this project and its impact on our District facilities

(n) **WP#1 Inspection** – Received Preventive Services reports from EDP for all ground storage tanks and hydropneumatics tanks. Based on reports, it appears that the following items need to be address soon:

- Interior of both hydropneumatic tanks will need to have their internal surfaces recoated, as well as, some minor touch up at spots on the tanks' exterior
- Sections of the interior of GST#1 need to be recoated and touched up
- Yard pipe and equipment will need to be recoated

It is recommended that these repairs should take place this winter.

Please let me know if you have any questions or comments.

Sincerely,

David C. Dybala, Jr., P.E.

District Engineer

713-855-1917



**CERTIFICATE OF FINAL COMPLETION**

**DATE OF ISSUANCE: 07/28/2020**

**OWNER: Fort Bend County Freshwater Supply District No. 1**

**CONTRACTOR: R Construction Civil, LLC dba R Construction Company**

**PROJECT: Fresno Gardens (North) Subdivision Wastewater Collection System**

**OWNER's Contract No.: WHXH7518**

**ENGINEER's Project No.: WHXH7518**

This Certificate of Completion applies to all Work under the Contract

To: Fort Bend County Freshwater Supply District No. 1  
**OWNER**


And To: R Construction Civil, LLC dba R Construction Company  
**CONTRACTOR**

The Work to which this Certificate applies has been inspected on 07/22/2020, by authorized representatives of OWNER, CONTRACTOR, and ENGINEER, and that Work is hereby declared to be complete in accordance with the Contract Documents on


07/22/2020  
**DATE OF COMPLETION**

The one-year warranty expiration date for the project shall be: 06/17/2021

Executed by ENGINEER on 07/28/2020  
**Date**

Jacobs  
**ENGINEER**  
By:   
**(Authorized Signature)**

CONTRACTOR accepts this Certificate of Final Completion on 7-28-2020  
**Date**

R Construction Civil, LLC dba R Construction Company  
**CONTRACTOR**  
By:   
**(Authorized Signature)**

OWNER accepts this Certificate of Final Completion on \_\_\_\_\_  
**Date**

Fort Bend County Freshwater Supply District No. 1  
**OWNER**  
By: \_\_\_\_\_  
**(Authorized Signature)**

**FORT BEND COUNTY FRESHWATER SUPPLY DISTRICT NO. 1**  
**C/O JACOBS**  
**5985 ROGERDALE ROAD**  
**HOUSTON, TEXAS 77072**

July 28, 2020

Lucia Loera, PE  
Project Engineer  
Texas Water Development Board  
3920 Cypress Creek Parkway, Suite 330  
Houston, Texas 77068

Re: Fresno Gardens North Subdivision Wastewater Collection System  
TWDB Project ID: CWSRF 71742 (CID 7)  
District's Acceptance of Project Completion

Dear Ms. Loera:

This letter serves as the District's (Owner) acceptance of the work under the above referenced contract. The Fresno Gardens North Subdivision Wastewater Collection System project that was constructed under this contract was completed on July 22, 2020 and is in full use by the District.

All "punch-list" items and deficiencies have been addressed to the District's satisfaction.

All work under this contract has been deemed complete and is currently in the warranty period.

Best regards,



\_\_\_\_\_  
Signature of District Engineer

07/28/2020

\_\_\_\_\_  
Date

\_\_\_\_\_  
Signature of District Board Member

\_\_\_\_\_  
Title

\_\_\_\_\_  
Date

# CHANGE ORDER No. 1 – Amended

(THIS AMENDED CHANGE ORDER NO. 1 REPLACES THE ORIGINAL CHANGE ORDER NO. 1  
APPROVED BY ALL PARTIES ON 03/19/2020)

For

Fort Bend County Freshwater Supply District No. 1  
Fresno Gardens North Subdivision Wastewater Collection System  
Project No. WHXH7518  
Fort Bend County, Texas

Date of Issuance: 07-29-2020  
Owner: FBCFWSD#1  
Contractor: R Construction Co.  
Engineer: Jacobs

Change Order No: 01  
Owner's Project No: WHXH7518  
Engineer's Project No: WHXH7518

## Explanation of this Change Order:

This change order encompasses the following:

Item 1 – The Contractor has encountered soil conditions within portions of the project limits that will not allow for the installation of the 24" gravity sanitary sewer by means of augering (without steel casing) – Bid Item #14. The soil conditions encountered are composed of predominately sandy soils that will not hold after the auger is made. The Contractor is proposing to utilize a hand tunneling method to perform the trenchless construction at these locations. The scope of work will consist of the installation of the 24" gravity sanitary sewer by means of hand tunneling within a 30" diameter steel casing, with carrier pipe spacers and casing pipe end seals. The locations of this work will occur at a) the West Sycamore Road crossing (Sheet 10 of the Construction Plans) and will consist of 55 LF of hand tunneling and b) the Kansas Street crossing (Sheet 17 of the Construction Plans) and will consist of 45 LF of hand tunneling. The following outlines the net increase to the contract for this work.

BID ITEM #	DESCRIPTION	UNIT	QUANTITY	UNIT PRICE	AMOUNT
12	24" Gravity Sanitary Sewer, Open Cut, All Depths	LF	(10)	\$205.00	(\$2,050.00)
14	24" Gravity Sanitary Sewer, Auger, All Depths	LF	(90)	\$230.00	(\$20,700.00)
CO#1	24" Gravity Sanitary Sewer, Hand Tunneling, with 30" Steel Casing, Spacers, and End Seals	LF	100	\$535.00	\$53,500.00
NET INCREASE IN CONTRACT					\$30,750.00

## Contract Amount:

Original Contract Price: \$ 2,885,375.25  
Previous Change Order(s): \$ 0.00  
Contract price prior to this change order: \$ 2,885,375.25  
Net increase (decrease) from this change order: \$ 30,750.00  
Contract price with all change orders to date:  
(Including this change order): \$ 2,916,125.25

## Contract Time:

No change in time is authorized by this change order.

ACCEPTED:

By: 

Contractor

Date: 07/31/20

APPROVED:

By: 

Engineer

Date: 07-29-2020

APPROVED:

By: \_\_\_\_\_

Owner

Date: \_\_\_\_\_

## CHANGE ORDER No. 2

For  
Fort Bend County Freshwater Supply District No. 1  
Fresno Gardens (North) Subdivision Wastewater Collection System  
Project No. WHXH7518  
Fort Bend County, Texas

Date of Issuance: 07-30-2020

Change Order No: 02

Owner: FBCFWSD#1

Owner's Project No: WHXH7518

Contractor: R Construction

Engineer: Jacobs

Engineer's Project No: WHXH7518

### Explanation of this Change Order:

This change order adjusts the contract quantities for the various bid items to reflect the actual quantities installed in the field at the completion of the project.

BID ITEM #	DESCRIPTION	UNIT	ORIGINAL QUANTITY	FINAL QUANTITY	INCREASE / (DECREASE) QUANTITY	UNIT PRICE	INCREASE / (DECREASE) AMOUNT TO CONTRACT
1	Mobilization / Demobilization	LS	1	1	0	\$150,000.00	\$0.00
2	Traffic Control and Regulation	LS	1	1	0	\$100,000.00	\$0.00
3	Reinforced Filter Fabric Fence	LF	370	100	(270)	\$4.00	(\$1,080.00)
4	Tree Protection	LS	1	1	0	\$50,000.00	\$0.00
5	Dewatering by Means of Deep Wells	LF	2,990	4,765	1,775	\$90.00	\$159,750.00
6	Dewatering by Means of Well Points	LF	1,200	4,768	3,568	\$30.00	\$107,040.00
7	Trench Safety System	LF	6,885	6,435	(450)	\$0.05	(\$22.50)
8	8" Gravity Sanitary Sewer, Open Cut	LF	4,479	4,442	(37)	\$85.00	(\$3,145.00)
9	8" Gravity Sanitary Sewer, Auger	LF	1,452	1,489	37	\$150.00	\$5,550.00
10	12" Gravity Sanitary Sewer, Open Cut	LF	415	398	(17)	\$140.00	(\$2,380.00)
11	12" Gravity Sanitary Sewer, Auger	LF	90	107	17	\$165.00	\$2,805.00
12 *	24" Gravity Sanitary Sewer, Open Cut	LF	1,942	1,936	(6)	\$205.00	(\$1,230.00)
13	24" Gravity Sanitary Sewer, Open Cut with Restrained Joints	LF	19	19	0	\$500.00	\$0.00
14 *	24" Gravity Sanitary Sewer, Auger	LF	344	250	(94)	\$230.00	(\$21,620.00)

\*Original Quantity Adjusted Through Change Order No. 1

15	24" Gravity Sanitary Sewer with Restrained Joints with Steel Casing, Open Cut	LF	20	20	0	\$700.00	\$0.00
16	24" Gravity Sanitary Sewer with Restrained Joints with Steel Casing, Auger	LF	214	214	0	\$800.00	\$0.00
17	Connect Proposed 24" Gravity Sanitary Sewer to Existing 24" Gravity Sanitary Sewer	EA	1	1	0	\$2,000.00	\$0.00
18	12" Gravity Sanitary Sewer Plug	EA	1	1	0	\$100.00	\$0.00
19	4' Precast Concrete Manhole (without internal coating), 0' to 8' Depth	EA	21	21	0	\$2,900.00	\$0.00
20	Extra Depth for 4' Precast Concrete Manhole (without internal coating), over 8' Depth	VF	126	126	0	\$150.00	\$0.00
21	4' Precast Concrete Manhole (with internal coating), 0' to 8' Depth	EA	3	3	0	\$3,600.00	\$0.00
22	Extra Depth for 4' Precast Concrete Manhole (with internal coating), over 8' Depth	VF	38	38	0	\$220.00	\$0.00
23	5' Precast Concrete Manhole (with internal coating), 0' to 8' Depth	EA	2	2	0	\$4,800.00	\$0.00
24	Extra Depth for 5' Precast Concrete Manhole (with internal coating), over 8' Depth	VF	28	28	0	\$310.00	\$0.00
25	5' Precast Concrete Forcemain Discharge Manhole (with internal coating), 0' to 8' Depth	EA	1	1	0	\$9,000.00	\$0.00
26	Extra Depth for 5' Precast Concrete Forcemain Discharge Manhole (with internal coating), over 8' Depth	VF	16	16	0	\$310.00	\$0.00
27	8" Sanitary Sewer Drop at Manhole	EA	2	2	0	\$500.00	\$0.00

28	6" Sanitary Sewer Stack	VF	623	621	(2)	\$22.00	(\$44.00)
29	8" Sanitary Sewer Stack	VF	11	11	0	\$24.00	\$0.00
30	6" "Short Side" Sanitary Sewer Lead	EA	67	67	0	\$1,200.00	\$0.00
31	6" "Long Side" Sanitary Sewer Lead	EA	62	63	1	\$3,200.00	\$3,200.00
32	Regrade Ditch	LF	6,840	6,840	0	\$8.00	\$0.00
33	Desilt Culverts	LF	1,310	1,310	0	\$12.00	\$0.00
34	Remove and Dispose of Existing Culverts	LF	607	607	0	\$38.00	\$0.00
35	Remove and Dispose of Existing Driveways	SY	905	905	0	\$15.00	\$0.00
36	Rebuild Driveways	SY	905	905	0	\$19.00	\$0.00
37	24" RCP Culverts	LF	860	888	28	\$115.00	\$3,220.00
38	Type D Inlet	EA	7	5	(2)	\$1,200.00	(\$2,400.00)
39	6" Gravel Driveway	SY	180	405	225	\$35.00	\$7,875.00
40	Asphalt Driveway, Using 2" HMA Surfacing	SY	255	255	0	\$45.00	\$0.00
41	6" Subgrade for Asphalt Driveway	SY	255	255	0	\$33.00	\$0.00
42	Repair to FBC Roadways	SY	225	0	(225)	\$170.00	(\$38,250.00)
43	Repair to FBC Parking Lot	SY	16	16	0	\$170.00	\$0.00
44	Hydro Mulch Seeding	AC	3.2	3.2	0	\$2,000.00	\$0.00
45	Cut, Plug, and Abandon Existing 4" Wastewater Forcemain	LS	1	1	0	\$5,000.00	\$0.00
46	Decommission Existing Wastewater Lift Station	LS	1	1	0	\$75,000.00	\$0.00
47	Modification to City of Arcola Manhole	LS	1	1	0	\$10,000.00	\$0.00
48	Cash Allowance for Relocating Power and Service Poles Through CenterPoint	LS	1	0	(1)	\$10,000.00	(\$10,000.00)
49	Cash Allowance for Flagmen and Bond Needed for Work Within UPRR ROW	LS	1	0.66	(0.34)	\$30,000.00	(\$10,114.00)
E1	6" Reinforced Concrete Driveway	SY	45	0	(45)	\$100.00	(\$4,500.00)

E2	6" Cement Stabilized Sand Subgrade for Concrete Driveways	SY	45	0	(45)	\$10.00	(\$450.00)
E3	Saw Cutting Concrete Driveways	LF	40	0	(40)	\$5.00	(\$200.00)
E4	Relocate Fence	LF	100	405	305	\$60.00	\$18,300.00
E5	Sodding	SY	150	0	(150)	\$5.00	(\$750.00)
E6	Hand Excavation	CY	10	5	(5)	\$40.00	(\$200.00)
E7	Machine Excavation	CY	100	0	(100)	\$8.00	(\$800.00)
E8	Cement Stabilized Sand	CY	100	160	60	\$25.00	\$1,500.00
E9	Special Bedding for All Utilities per CoH Detail 02317-02	LF	500	0	(500)	\$10.00	(\$5,000.00)
E10	Special Bedding for All Utilities per CoH Detail 02317-01	LF	500	0	(500)	\$30.00	(\$15,000.00)
E11	Remove and Reinstall Section of Existing Waterline in Conflict with Proposed Wastewater Line	LF	60	0	(60)	\$75.00	(\$4,500.00)
E12	Remove and Reinstall Water Service Line and Meter if in Conflict with Proposed Wastewater Manhole or Line	EA	5	0	(5)	\$2,000.00	(\$10,000.00)
CO#1	24" Gravity Sanitary Sewer, Hand Tunneling, with 30" Steel Casing	LF	100	200	100	\$535.00	\$53,500.00

**Contract Amount:**

Original Contract Price: \$ 2,885,375.25

Net Increase (Decrease) From Previous Change Orders: \$ 30,750.00

Net Increase (Decrease) From This Change Order: \$ 231,054.50

**Final Contract Price:** \$ 3,147,179.75

**Percent Over (Under) Original Contract Price:** 9.07%

**Contract Time:**

No change in time is authorized by this change order.

**RECOMMENDED:**

By: David Charles McFalls, Jr.  
 Engineer  
 Date: 07-30-2020

**ACCEPTED:**

By: [Signature]  
 Contractor  
 Date: 07/31/20

**APPROVED:**

By: \_\_\_\_\_  
 Owner  
 Date: \_\_\_\_\_

# CERTIFICATE OF INTERESTED PARTIES

FORM 1295

1 of 1

Complete Nos. 1 - 4 and 6 if there are interested parties.  
Complete Nos. 1, 2, 3, 5, and 6 if there are no interested parties.

## OFFICE USE ONLY CERTIFICATION OF FILING

1 Name of business entity filing form, and the city, state and country of the business entity's place of business.

R Construction Civil, LLC dba R Construction Company  
Buffalo, TX United States

Certificate Number:  
2020-651966

Date Filed:  
07/31/2020

2 Name of governmental entity or state agency that is a party to the contract for which the form is being filed.

Fort Bend County Freshwater Supply District No.1

Date Acknowledged:

3 Provide the identification number used by the governmental entity or state agency to track or identify the contract, and provide a description of the services, goods, or other property to be provided under the contract.

WHXH7518

Fresno Gardens (North) Subdivision Wastewater Collection System. Change Order No.2

4	Name of Interested Party	City, State, Country (place of business)	Nature of interest (check applicable)	
			Controlling	Intermediary

5 Check only if there is NO Interested Party.



### 6 UNSWORN DECLARATION

My name is Brody Maedgen, and my date of birth is 08/10/1978

My address is P.O. Box 189 Buffalo TX 75831 USA  
(street) (city) (state) (zip code) (country)

I declare under penalty of perjury that the foregoing is true and correct.

Executed in HARRIS County, State of Texas, on the 31 day of July, 2020  
(month) (year)

Signature of authorized agent of contracting business entity  
(Declarant)





July 30, 2020

Board of Directors  
Fort Bend County Freshwater Supply District #1  
c/o Sanford Kuhl Hagan Kugle Parker Kahn LLP  
1980 Post Oak Boulevard, Suite 1380  
Houston, TX 77056

RE: Recommendation of Award for  
Fort Bend County Freshwater Supply District No. 1  
Fresno Gardens North Subdivision Wastewater Plumbing Project

Dear Board Members:

On Thursday, July 30, 2020, four bids were received and opened for the **Fresno Gardens North Subdivision Wastewater Plumbing Project**. See the attached bid tabulation for more details.

All of the bids were reviewed for accuracy, and one bid, the bid from Reliance Construction Services, LP, contained an error. The bid from Reliance Construction Services, LP provided conflicting information for Bid Item No. 9. Per Article 16.1 of the Instruction to Bidders Section in the contract manual, discrepancies between words and figures will be resolved in favor of the words. Based on this resolution, the final bid amount for Reliance Construction Services, LP is \$318,752.70.

Upon review of the qualifications submitted by the apparent low bidder, we recommend award of this contract to T Construction, LLC with a bid total of \$293,981.00.

If you have any questions or would like more information, please let me know.

Sincerely,

Jacobs

A handwritten signature in black ink that reads "David Charles Dybala, Jr.".

David Charles Dybala Jr., P.E.  
District Engineer

Client: Fort Bend County Freshwater Supply District No. 1  
Project: Fresno Gardens North Subdivision Wastewater Plumbing Project  
Bid Date: July 30, 2020 at 10AM

Unit Price Schedule for Bid Items  
Job No. : WHXH7500

Item #	Description	Unit	Unit Qty	T Construction, LLC		Reliance Const. Services, LP		AR Turnkee Construction		DL Elliott Enterprises, Inc.		Engineer's Estimate	
				Unit Price	Total	Unit Price	Total	Unit Price	Total	Unit Price	Total	Unit Price	Total
1	Traffic Control and Regulation at Connection to Wastewater Service Lead	LOT	68	\$ 131.00	\$ 8,908.00	\$ 1.00	\$ 68.00	\$ 100.00	\$ 6,800.00	\$ 100.00	\$ 6,800.00	\$ 60.00	\$ 4,080.00
2	Surveying Property Corners for Wastewater Service Lead Connection	LOT	68	\$ 250.00	\$ 17,000.00	\$ 250.00	\$ 17,000.00	\$ 250.00	\$ 17,000.00	\$ 250.00	\$ 17,000.00	\$ 250.00	\$ 17,000.00
3	Plug Existing Residential Private Water Well (Completed and filed TDLR well plugging report must accompany this form for each well plugged)	EA	41	\$ 115.00	\$ 4,715.00	\$ 960.00	\$ 39,360.00	\$ 450.00	\$ 18,450.00	\$ 1,600.00	\$ 65,600.00	\$ 500.00	\$ 20,500.00
4	Trench Safety System at Connection to Wastewater Service Lead	LF	370	\$ 2.00	\$ 740.00	\$ 0.01	\$ 3.70	\$ 1.00	\$ 370.00	\$ 1.00	\$ 370.00	\$ 1.00	\$ 370.00
5	6" "Short Side" Sanitary Sewer Lead	EA	3	\$ 825.00	\$ 2,475.00	\$ 580.00	\$ 1,740.00	\$ 1,150.00	\$ 3,450.00	\$ 1,250.00	\$ 3,750.00	\$ 1,500.00	\$ 4,500.00
6	Connection to Wastewater Service Lead at Property Line, Including Cleanout	EA	68	\$ 385.00	\$ 26,180.00	\$ 902.00	\$ 61,336.00	\$ 250.00	\$ 17,000.00	\$ 3,140.00	\$ 213,520.00	\$ 300.00	\$ 20,400.00
7	4-inch Wastewater Service Line, Open Cut	LF	5925	\$ 24.00	\$ 142,200.00	\$ 17.00	\$ 100,725.00	\$ 28.00	\$ 165,900.00	\$ 7.00	\$ 41,475.00	\$ 15.00	\$ 88,875.00
8	4-inch Wastewater Service Line, Trenchless	LF	215	\$ 27.00	\$ 5,805.00	\$ 58.00	\$ 12,470.00	\$ 32.00	\$ 6,880.00	\$ 10.00	\$ 2,150.00	\$ 40.00	\$ 8,600.00
9	Intermediate Cleanout	EA	29	\$ 300.00	\$ 8,700.00	\$ 1.00	\$ 29.00	\$ 300.00	\$ 8,700.00	\$ 300.00	\$ 8,700.00	\$ 175.00	\$ 5,075.00
10	Disconnect Residence from Existing Piping to Septic System	EA	102	\$ 117.00	\$ 11,934.00	\$ 264.00	\$ 26,928.00	\$ 50.00	\$ 5,100.00	\$ 60.00	\$ 6,120.00	\$ 85.00	\$ 8,670.00
11	Connect Residence Discharge Wastewater Line to New Wastewater Service Line, Including Installation of Cleanout	EA	102	\$ 200.00	\$ 20,400.00	\$ 264.00	\$ 26,928.00	\$ 100.00	\$ 10,200.00	\$ 400.00	\$ 40,800.00	\$ 275.00	\$ 28,050.00
12	Septic Tank Decommissioning (Evidence that septic tank contents were disposed of properly must accompany this form for each septic tank that was decommissioned)	EA	108	\$ 198.00	\$ 21,384.00	\$ 200.00	\$ 21,600.00	\$ 500.00	\$ 54,000.00	\$ 600.00	\$ 64,800.00	\$ 500.00	\$ 54,000.00
13	Restore Residence to Pre-Construction Condition or Better	LF	6265	\$ 1.00	\$ 6,265.00	\$ 1.00	\$ 6,265.00	\$ 2.00	\$ 12,530.00	\$ 4.00	\$ 25,060.00	\$ 4.00	\$ 25,060.00
14	Extra Work Item (As Directed by Engineer) - 6" "Long Side" Sanitary Sewer Lead	EA	1	\$ 1,675.00	\$ 1,675.00	\$ 3,000.00	\$ 3,000.00	\$ 2,200.00	\$ 2,200.00	\$ 2,500.00	\$ 2,500.00	\$ 4,500.00	\$ 4,500.00
15	Extra Work Item (As Directed by Engineer) - Remove and Replace Concrete Paving and Sidewalk	SF	30	\$ 20.00	\$ 600.00	\$ 10.00	\$ 300.00	\$ 12.00	\$ 360.00	\$ 20.00	\$ 600.00	\$ 100.00	\$ 3,000.00
16	Extra Work Item (As Directed by Engineer) – Decommissioning of Septic Tank by Means of Filling Tank with Flowable Fill	GAL	500	\$ 30.00	\$ 15,000.00	\$ 2.00	\$ 1,000.00	\$ 2.00	\$ 1,000.00	\$ 6.00	\$ 3,000.00	\$ 4.00	\$ 2,000.00
	Total Amount Bid				\$ 293,981.00		\$ 318,752.70		\$ 329,940.00		\$ 502,245.00		\$ 294,680.00



# GEOTEST ENGINEERING, INC.

Geotechnical Engineers & Materials Testing

5600 Bintliff Drive

Houston, Texas 77036

Telephone: (713) 266-0588

Fax: (713) 266-2977

**Proposal No. 11501932-99R**

**Date: 08-05-2020**

Fort Bend County Fresh Water Supply District No. 1  
c/o Jacobs Engineering  
Mr. David Dybala, P.E.  
5995 Rogerdale Rd.  
Houston, Texas 77072

**Re: Fresno Gardens North Subdivision Wastewater Plumbing Project  
Job No. WHXH7500**

Dear Mr. Dybala,

Based on the work order contract documents furnished to us, Geotest Engineering, Inc. is pleased to submit our cost estimate for performing materials engineering services during the construction of the above referenced project. Based on the proposed scope of services, we estimate a budget of \$14,962.00. Any additional services requested and not part of this estimate will be charged in accordance with the Geotest fee schedule. An estimated work sheet is included with this proposal.

We look forward to working with you. If you have any questions, please contact me at your convenience. Please indicate your formal acceptance by signing a copy of this letter in the space below and returning to us.

Very truly yours,  
**GEOTEST ENGINEERING, INC.**

Madhu R Munirathnam, P.E.  
Vice President  
TBPE Registration No. F-410

08/05/2020

Enclosure: Cost Estimate  
ACCEPTED BY: \_\_\_\_\_

PRINTED NAME: \_\_\_\_\_

TITLE: \_\_\_\_\_ DATE: \_\_\_\_\_

Disclaimer: As Required by Chapter 2270, Government Code, Geotest Engineering, Inc. hereby verifies that it does not boycott Israel and will not boycott Israel through the terms of this Agreement. For purposes of this verification, "boycott Israel" means refusing to deal with, terminating business activities with, or otherwise taking any action that is intended to penalize, inflict economic harm on, or limit commercial relations specifically with Israel, or with a person or entity doing business in Israel or in an Israel-controlled territory, but does not include an action made for ordinary business purposes.

**GEOTEST ENGINEERING, INC.**

5600 Bintliff Drive Houston, Texas 77036 Tel (713) 266-0588

**CONSTRUCTION MATERIALS COST ESTIMATE**

for

**FORT BEND COUNTY FRESHWATER SUPPLY DISTRICT NO. 1****FRESNO GARDENS NORTH SUBDIVISION WASTEWATER PLUMBING PROJECT, JOB NO. WHXH7500**

	<u>Quantity</u>	<u>Unit Rate</u>		<u>Amount</u>
<b>PERSONNEL</b>				
10300 Project Manager, P.E. (Report Review & Precon)	5	\$96.00 / Hr	=	\$480.00
10500 Technician (Minimum 4 Hours)	180	\$50.00 / Hr	=	\$9,000.00
10501 Technician (OT)	0	\$75.00 / Hr	=	\$0.00
15000 Vehicle Charge	30	\$65.00 / Trip	=	\$1,950.00
	<b>Sub total</b>			<b>\$11,430.00</b>
<b>PORTLAND CEMENT CONCRETE</b>				
30100 Compressive Str. (Cylinder) (C-39)	20	\$15.00 / Ea	=	\$300.00
	<b>Sub total</b>			<b>\$300.00</b>
<b>HMAC</b>				
40500 Extraction/Gradation (Tex - 210F)	2	\$174.00 /Ea	=	\$348.00
40700 HVEEM Stability (Tex - 208F)	2	\$82.00 Set	=	\$164.00
40800 Bulk Density - Lab Molded or Core (Tex - 207F)	2	\$46.00 Set	=	\$92.00
41000 Molding Specimens (Tex - 206F)	2	\$54.00 Set	=	\$108.00
41100 Maximum Theoretical Specific Gravity (Tex - 227F)	2	\$78.00 /Ea	=	\$156.00
	<b>Sub total</b>			<b>\$868.00</b>
<b>SOILS</b>				
90100 Liquid & Plastic Limits (D 4318)	2	\$53.00 / Ea	=	\$106.00
90600 Percent Passing #200 Sieve (D 1140)	2	\$41.00 / Ea	=	\$82.00
92300 OMD Standard Compaction (D 698, TEX 114 E)	2	\$175.00 / Ea	=	\$350.00
	<b>Sub total</b>			<b>\$538.00</b>
<b>TREATED SOILS</b>				
94100 Cement Sand Compressive Str. (D1633)	0	\$61.00 / Ea	=	\$0.00
94500 OMC Strength Compaction, Treated (D 698)	2	\$193.00 / Ea	=	\$386.00
95101 Nuclear Density Gauge (D 6938)	160	\$9.00 / hour	=	\$1,440.00
	<b>Sub total</b>			<b>\$1,826.00</b>
	<b>TOTAL</b>			<b>\$14,962.00</b>

**NOTE:**

1) Overtime rate of 1.5 times the appropriate hourly rate is applicable for all hourly employees for any hours as noted below:

1 a. Worked before 6:00 a.m. or after 6:00 p.m. Monday through Friday,

1 b. Any hours worked on Saturday, Sunday, or Holiday,

1 c. Over 8 hours/day.

2) A minimum of 4 hours will be charged at the applicable rate for all technician/inspector services.

# CERTIFICATE OF INTERESTED PARTIES

FORM 1295

1 of 1

Complete Nos. 1 - 4 and 6 if there are interested parties.  
Complete Nos. 1, 2, 3, 5, and 6 if there are no interested parties.

## OFFICE USE ONLY CERTIFICATION OF FILING

1 Name of business entity filing form, and the city, state and country of the business entity's place of business.

Geotest Engineering, Inc  
Houston, TX United States

Certificate Number:  
2020-651928

Date Filed:  
07/31/2020

Date Acknowledged:

2 Name of governmental entity or state agency that is a party to the contract for which the form is being filed.

Fort Bend County Fresh Water Supply District #1

3 Provide the identification number used by the governmental entity or state agency to track or identify the contract, and provide a description of the services, goods, or other property to be provided under the contract.

WHXH7500

CMT Svcs. for the Fresno Gardens North Subdivision Wastewater Plumbing Project

4	Name of Interested Party	City, State, Country (place of business)	Nature of interest (check applicable)	
			Controlling	Intermediary

5 Check only if there is NO Interested Party.




### 6 UNSWORN DECLARATION

My name is Madhu R. Munirathnam, P.E., and my date of birth is June 30, 1966.

My address is 5600 Bintliff Drive, Houston, TX, 77036, USA.  
(street) (city) (state) (zip code) (country)

I declare under penalty of perjury that the foregoing is true and correct.

Executed in Harris County, State of Texas, on the 31st day of July, 20 20.  
(month) (year)

  
Signature of authorized agent of contracting business entity  
(Declarant)

Board of Directors  
Fort Bend County F.W.S.D. No. 1

## **Operator's Report for the August 20, 2020 Board Meeting**

### **Substantial System Repairs and Maintenance**

Distribution System	Installed residential taps & meters: 6 locations	\$ 5,928.32
	4010 Peridot	
	4126 Vermont St	
	406 Ave A	
	306 Teakwood Ave	
	20160 S Post Oak Blvd	
	3703 Edna St	
Lift Station #1	Top clean wet well	\$ 1,492.35
1503 Ave D	Repaired fire hydrant	\$ 2,585.71
547 E Dallas Rd	Repaired fire hydrant	\$ 2,541.65

#### **1. Fire Hydrant Flushing and Inspections – 516 hydrants**

I was authorized at the July meeting to install hydrant collars for fire hydrants. This purchase and install are in process.

#### **2. Water Plant Booster Pump Motor Replacement**

I was authorized at the May meeting to replace the booster pump motor at the water plant. This replacement has been completed.

#### **3. Water Plant Water Well Motor Repair**

On June 22nd, the motor failed due to the winding blew to ground phase. I approved an emergency repair for \$36,000.00 plus the cost of the rental. An insurance claim has been filed.

August 12th, EDP operations noticed oil coming up out of the shaft along with some vibrations that seem to be getting worse. I authorized pulling the well to be inspected for a cost of \$10,000.00. It is expected the blockage is a couple hundred feet down, possibly in the veins as the vibration and noises indicate this could be the issue. The plant was taken offline and we coordinated with MDS to go on interconnect with Fort Bend MUD 23. Expected repair cost could be in the range of \$50,000-\$80,000.00 depending on recommendations. An insurance claim has been filed.

#### **4. 315 College Street – Leak Adjustment Request**

The customer is requesting an adjustment for water usage for the billing period of 06/08-07/08 75K due to a leak in the yard. In accordance with the leak adjustment policy in the rate order, the customer qualifies for an adjustment \$225.00.

#### **5. Delinquent Accounts and Service Terminations**

Please see attached the list of customers that received delinquent letter by mail and are subject to disconnection of service.

**From:** [juan torres](#)  
**To:** [Customer Service](#); [Samuel Escot](#)  
**Subject:** Account ID 10701-0030395000  
**Date:** Wednesday, August 5, 2020 8:52:11 PM  
**Attachments:** [document \(3\) \(1\).pdf](#)  
[document \(5\).pdf](#)

---

**CAUTION:** This email originated from outside of EDP's email system. Do not click links or open attachments unless you recognize the sender and know the content is safe.

To whom it may concern at Brazoria County Municipal Utility District #21,

I would like to dispute the charges on the water bill for Samuel Escot account ID 10701-0030395000 for service address 315 College Dr. Fresno TX 77545 for meter read dates 06/09/20 through 07/08/20. I wish to have the bill adjusted to the average usage of water per month because this was water that was not used for our service. There was a water leak by the meter that we didn't know of because no one lived on the property at that time. The people living next door notified me and I took the initiative to fix the leak myself with plumbing hardware that I store in my garage. If you need more information, you can contact me at 832-326-6507 or send me a letter to 202 College Dr. Fresno Tx 77545.

My daughter and my son in law Juan Torres recently moved in and they are providing a few documents attached to this email which proves that they moved in after the water leak incident. The first document shows the activation of the energy service provided by TXU energy which started on 05/04/20 on a month to month basis while we did renovations to the mobile home. The second document shows the the date they moved in and activated a contract which started on 06/23/20.

You can also reply to this email if you have any questions.

[Sent from Yahoo Mail on Android](#)

Account Name: ESCOT, SAMUEL  
 Resident ID: 80635  
 Building: --  
 Premise #: [315 COLLEGE ST](#)  
 Community: FBC FWSD No. 1 -701 - (VOL)  
 Move In Date: 09/27/2017

Service At: 315 COLLEGE ST  
 FRESNO, TX 77545  
 Rate Schedule: 01A: Residential - Full Service

Customer: ESCOT, SAMUEL  
 Customer ID: [62705](#)

[View Connected Persons](#)

06/09/2020 through 07/08/2020 Due Date 08/13/2020, **75k \$907.25**

<b>Current Billing</b>	
Water Charges	\$436.00
Sewer Charges	\$156.00
North Ft. Bend Water Authority	\$314.25
Voluntary Fire Department Fee	\$1.00
<b>Total Current Billing Charges</b>	<b>\$907.25</b>

#	Meter	Date	Reading	Usage
1	65191713	07/08/20	77	<b>75</b>
2	65191713	06/08/20	2	2
3	65191713	05/07/20	0	0
4	65191713	04/07/20	0	0
5	65191713	03/06/20	0	0
6	65191713	02/07/20	0	0
7	65191713	01/07/20	0	0
8	65191713	12/05/19	0	0
9	65191713	11/05/19	0	0
10	65191713	10/07/19	0	0
11	65191713	09/06/19	0	0
12	65191713	08/06/19	0	0
13	65191713	07/08/19	0	0

0-3K \$21  
 3-75 \$180  
 TOTAL \$201

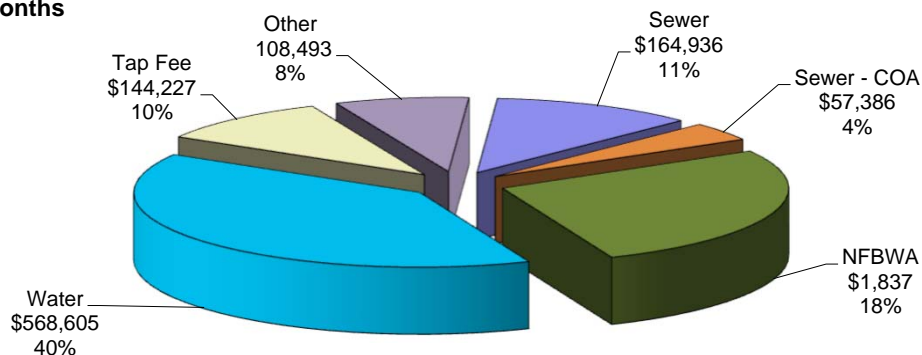
Adj \$225



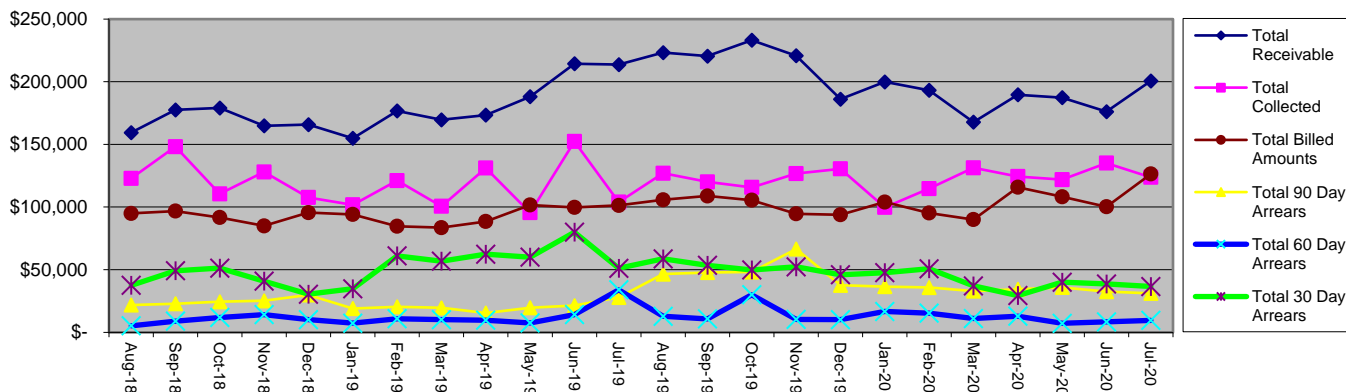
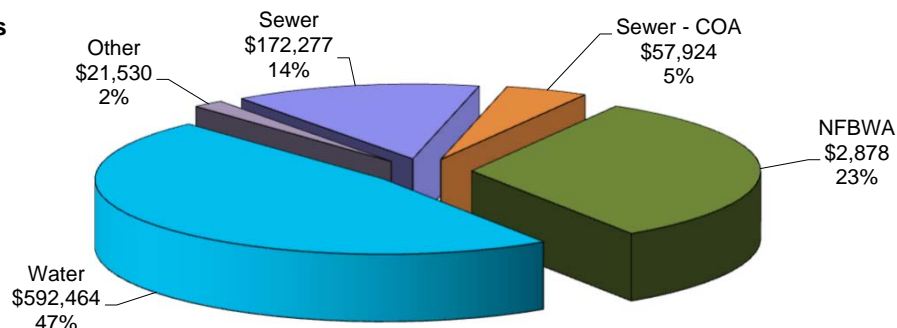
# Fort Bend FWSD No. 1 Utility Billing Summary

	July 13, 2020	June 13, 2020	12 Months
Total Collected	\$ (123,740.89)	\$ (135,108.27)	\$ (1,470,811.46)
Total Billed	\$ 126,412.49	\$ 100,206.73	\$ 1,248,281.77
Tap Fees Received	\$ (6,890.68)	\$ (18,449.03)	\$ (144,227.27)
Total Aged Receivable	\$ 74,268.52	\$ 75,931.88	
Total Receivable	\$ 192,935.30	\$ 170,240.62	
Security Deposit Balance	\$ 100,912.00	\$ 98,653.00	\$ 81,930.00
NFBWA Fee Billed	\$ 43,697.51	\$ 32,375.29	\$ 404,086.18
NFBWA Fee to pay billing cycle	\$ 49,390.80	\$ 49,623.85	\$ 542,693.15
Water Sold (gallons)	10,431,000	7,737,800	99,725,500
Water Produced (gallons)	12,504,000	12,563,000	141,979,000
Residential Connections	1,028	1,019	
Avg per Residential Connection	6,617	4,819	

**Collections, 12 Months**



**Billing, 12 Months**



# Fort Bend FWSD No. 1

## Utility Billing Detail Report

	July 13, 2020	June 13, 2020	July 13, 2019
Beginning Date	06/20/20	05/19/20	06/20/19
Closing Date	07/20/20	06/19/20	07/16/19
No. of Days	30	31	31
<b>Beginning Balance</b>	<b>\$ 170,240.62</b>	<b>\$ 181,928.83</b>	<b>\$ 208,043.42</b>
<b>Adjustments</b>			
Collection Fee Write Off	\$ -	\$ (124.12)	\$ (173.60)
Collections	\$ 407.42	\$ 124.12	\$ 157.01
Credit Refund	\$ 208.53	\$ 719.60	\$ 2,559.08
Deposits	\$ 5,411.00	\$ 2,076.00	\$ 4,492.63
Disconnection	\$ 1,750.00	\$ 50.00	\$ 550.00
Inseptions	\$ 725.00	\$ 1,525.00	\$ 275.00
Letter Fee	\$ 1,340.00	\$ 1,650.00	\$ -
NFBWA	\$ 54.47	\$ -	\$ (17.58)
NSF Fee	\$ 30.00	\$ 60.00	\$ 90.00
Penalty	\$ 2,616.04	\$ -	\$ 3,080.09
Return Check	\$ 132.65	\$ 183.00	\$ 272.84
Sewer	\$ -	\$ -	\$ 304.00
Tap Fee	\$ 9,100.00	\$ 17,700.00	\$ 1,271.13
Transfer	\$ 425.00	\$ 425.00	\$ 300.00
Unapplied	\$ (545.43)	\$ (1,128.48)	\$ (7,094.00)
Voluntary Fire Dept	\$ (317.10)	\$ (364.79)	\$ (389.18)
Water	\$ 67.50	\$ -	\$ (80.50)
Well Permit Fee	\$ -	\$ -	\$ 200.00
Door Hanger Fee	\$ 1,020.00	\$ 870.00	\$ -
<b>Total Adjustments</b>	<b>\$ 22,425.08</b>	<b>\$ 23,765.33</b>	<b>\$ 5,796.92</b>
<b>Collected Amounts</b>			
Collections	\$ (407.42)	\$ -	\$ -
Deposits	\$ (4,661.00)	\$ (1,976.00)	\$ (4,495.63)
Disconnection	\$ (1,300.00)	\$ (47.71)	\$ (492.20)
Door Hanger Fee	\$ (1,562.26)	\$ (592.17)	\$ -
Grease Trap Inspection	\$ (50.01)	\$ (50.01)	\$ (16.67)
Inspections	\$ (650.00)	\$ (1,871.40)	\$ (184.30)
NFBWA	\$ (34,643.55)	\$ (35,479.96)	\$ (29,880.03)
NSF Fee	\$ (30.00)	\$ -	\$ (30.00)
Penalty	\$ (382.04)	\$ (388.56)	\$ (2,547.48)
Sewer	\$ (13,561.77)	\$ (15,074.88)	\$ (12,344.15)
Sewer - COA	\$ (4,670.86)	\$ (5,137.94)	\$ (4,700.02)
Tap Fee	\$ (6,890.68)	\$ (18,449.03)	\$ (1,082.66)
Transfer	\$ (375.00)	\$ (425.00)	\$ (325.00)
Voluntary Fire Dept	\$ (1,201.28)	\$ (1,150.21)	\$ (1,048.82)
Water	\$ (48,867.86)	\$ (50,531.59)	\$ (44,356.52)
Well Permit Fee	\$ -	\$ (151.33)	\$ (379.85)
Letter Fee	\$ (1,925.39)	\$ (1,572.57)	\$ -
Meter Rental	\$ (240.00)	\$ (240.00)	\$ (120.00)
<b>Total Collected</b>	<b>\$ (121,419.12)</b>	<b>\$ (133,138.36)</b>	<b>\$ (102,173.48)</b>
<b>Overpayments</b>	<b>\$ (2,321.77)</b>	<b>\$ (1,969.91)</b>	<b>\$ (1,776.28)</b>
<b>Total Collected</b>	<b>\$ (123,740.89)</b>	<b>\$ (135,108.27)</b>	<b>\$ (103,949.76)</b>
<b>Deposits Applied</b>	<b>\$ (2,402.00)</b>	<b>\$ (552.00)</b>	<b>\$ (1,146.63)</b>
<b>Billed Amounts</b>			
Meter Rental	\$ 240.00	\$ 240.00	\$ 360.00
NFBWA	\$ 43,697.51	\$ 32,375.29	\$ 32,449.56
Sewer	\$ 17,039.50	\$ 13,653.50	\$ 13,647.75
Sewer - COA	\$ 4,878.00	\$ 4,878.00	\$ 4,752.00
Voluntary Fire Dept	\$ 1,573.00	\$ 1,558.00	\$ 1,468.00
Water	\$ 58,934.47	\$ 47,451.93	\$ 48,598.02
Grease Trap Inspection	\$ 50.01	\$ 50.01	\$ 16.67
<b>Total Billed</b>	<b>\$ 126,412.49</b>	<b>\$ 100,206.73</b>	<b>\$ 101,292.00</b>
<b>Aged Receivable</b>			
Total 90 Day Arrears	\$ 31,144.06	\$ 32,465.33	\$ 27,886.40
Total 60 Day Arrears	\$ 9,546.75	\$ 8,319.24	\$ 33,970.43
Total 30 Day Arrears	\$ 36,543.79	\$ 38,608.11	\$ 51,120.06
Unapplied Credits	\$ (2,966.08)	\$ (3,460.80)	\$ (589.74)
Total Aged Receivable	\$ 74,268.52	\$ 75,931.88	\$ 112,387.15
Current Receivable	\$ 118,666.78	\$ 94,308.74	\$ 97,648.80
<b>Total Receivable</b>	<b>\$ 192,935.30</b>	<b>\$ 170,240.62</b>	<b>\$ 210,035.95</b>

### Electronic Payment Stats - Calendar Month

	Jul-20	Jun-20	Jul-19
Check Consolidation	0	75	187
Western Union	0	0	1
Credit Card	0	735	599
ACH	0	232	183
<b>Total</b>	<b>0</b>	<b>1042</b>	<b>970</b>

# Fort Bend FWSD No. 1

## Connection/Active Accounts

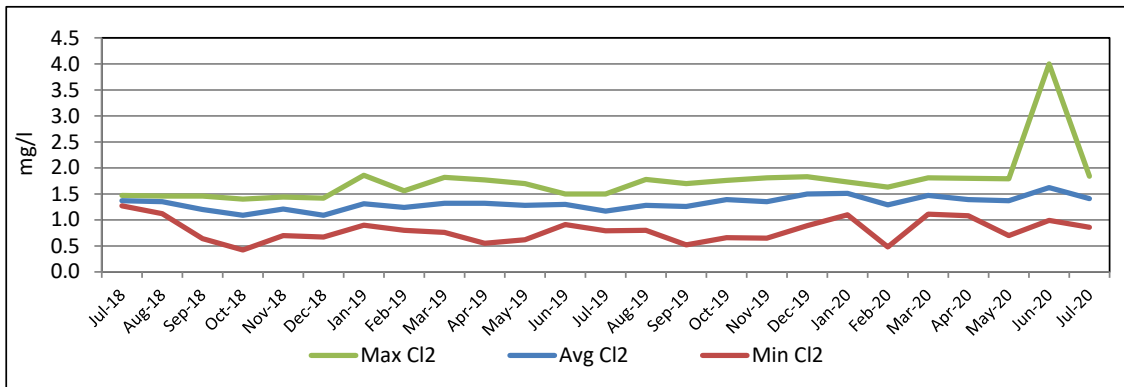
Connection Count	July 13, 2020	June 13, 2020	July 13, 2019
Residential Water Only	1028	1019	973
Vacant Residential Water Only	53	54	63
Residential- Full Service	416	410	378
Vacant Residential Full Service	10	11	13
Residential Water Only- Swer Coa	89	89	87
Vacant Residential COA	2	2	2
Fire Line Non - Profit/Tax	4	4	4
Multi-Family	3	3	1
Builder Connection	0	0	0
Builder- Full Service	0	0	0
Builder Deposit	10	10	8
Commercial - Water Only	17	17	15
Commercial- Full Service	0	0	0
3rd Party Backcharge	1	1	3
Com Mfg & Industrial	1	1	1
Com Mfg & Industrial- Full Service	0	0	0
Non-Profit - Fresno VFD	0	0	0
Commerical Irrigation	3	3	2
Ft Bend City- Water Only	1	1	2
Ft Bend Co- Full Service	2	2	0
Ft Bend Co- Water Only	0	0	1
Churches - Water Only	3	3	4
Churches- Full Service	3	3	1
District Meter	1	1	1
Interconnect - No Bill Arcola	1	1	1
<b>Total</b>	<b>1648</b>	<b>1635</b>	<b>1560</b>
Water use per ESFC	348	260	278

### Tap Activity

Month		Month	
Jul-20	6	Jul-19	3
Jun-20	7	Jun-19	8
May-20	6	May-19	4
Apr-20	9	Apr-19	10
Mar-20	4	Mar-19	7
Feb-20	2	Feb-19	7
Jan-20	5	Jan-19	11
Dec-19	7	Dec-18	1
Nov-19	12	Nov-18	5
Oct-19	5	Oct-18	7
Sep-19	2	Sep-18	16
Aug-19	15	Aug-18	13
<b>Total</b>	<b>80</b>		<b>92</b>

# Fort Bend FWSD No. 1 Water Quality Monitoring Report

## Disinfection Monitoring



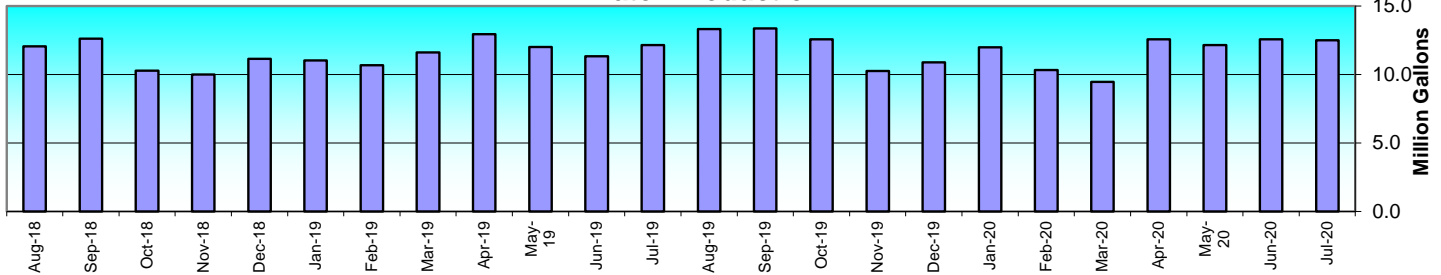
## Maximum Residual Disinfectant Level (MRDL)

Month	Jul-20	Jun-20	May-20
# TCR Samples	4	4	4
# Disinfectant Samples	35	34	35
Average Disinfection Res.	1.41	1.62	1.37
Highest Reading	1.84	4.00	1.79
Lowest Reading	0.86	0.99	0.70
# Below Limit	0	0	0
# With None Detected	0	0	0

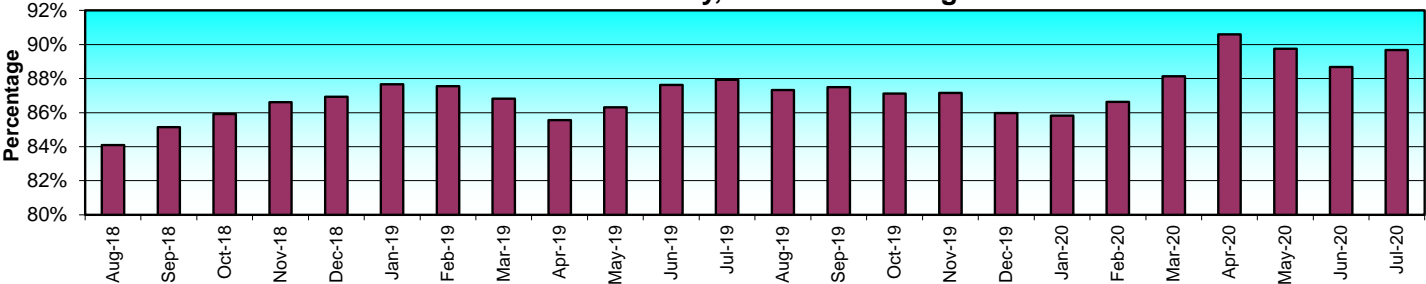
# Fort Bend FWSD No. 1 Water Production Report

Period Ending	Production (MG)	Billed (MG)	Water Sold (MG)	Water Purchased	Total Billed (MG)	Construction (MG)	Water Loss	Accountability (%)	12 Month Avg.
Jul-8-20	12.504	10.431	2.544	0.000	12.975	0.000	-0.471	103.8%	89.7%
Jun-8-20	12.563	7.738	2.853	0.000	10.591	0.000	1.972	84.3%	88.7%
May-7-20	12.141	8.593	1.459	0.000	10.052	0.000	2.089	82.8%	89.8%
Apr-7-20	12.565	9.489	2.609	0.000	12.098	0.000	0.467	96.3%	90.6%
Mar-6-20	9.466	6.487	2.090	0.000	8.577	0.000	0.890	90.6%	88.1%
Feb-7-20	10.339	7.183	2.227	0.000	9.410	0.000	0.929	91.0%	86.6%
Jan-7-20	11.988	8.248	2.514	0.000	10.762	0.000	1.226	89.8%	85.8%
Dec-5-19	10.893	7.264	1.093	0.000	8.357	0.000	2.536	76.7%	86.0%
Nov-5-19	10.253	7.450	2.134	0.000	9.584	0.000	0.669	93.5%	87.2%
Oct-7-19	12.573	8.753	2.644	0.000	11.397	0.000	1.176	90.6%	87.1%
Sep-6-19	13.376	9.184	2.857	0.000	12.041	0.000	1.335	90.0%	87.5%
Aug-6-19	13.318	8.907	2.646	0.000	11.553	0.000	1.765	86.7%	87.3%
Jul-8-19	12.161	8.426	2.730	0.000	11.156	0.000	1.005	91.7%	87.9%
Jun-6-19	11.343	8.329	2.711	0.000	11.040	0.000	0.303	97.3%	87.6%
May-6-19	12.003	8.397	2.743	0.000	11.140	0.000	0.864	92.8%	86.3%
Apr-4-19	12.949	6.490	2.172	0.000	8.662	0.000	4.287	66.9%	85.6%
Mar-7-19	11.614	6.331	2.101	0.000	8.432	0.000	3.182	72.6%	86.8%
Feb-6-19	10.676	6.484	2.199	0.000	8.683	0.000	1.993	81.3%	87.6%
Jan-8-19	11.030	7.621	2.474	0.000	10.095	0.000	0.935	91.5%	87.7%
Dec-6-18	11.152	8.102	2.027	0.000	10.129	0.000	1.023	90.8%	86.9%
Nov-2-18	10.010	6.804	2.518	0.000	9.322	0.000	0.688	93.1%	86.6%
Oct-4-18	10.285	7.541	2.234	0.000	9.775	0.000	0.510	95.0%	85.9%
Sep-5-18	12.619	8.319	2.801	0.000	11.120	0.000	1.499	88.1%	85.2%
Aug-6-18	12.070	8.188	3.141	0.000	11.329	0.000	0.741	93.9%	84.1%

Water Production



Accountability, 12 Month Average



# Fort Bend FWSD No. 1 Customer Service Report

July / August 2020

Customer Name	Call Date	Address	Description of Call
<b>Water Quality Complaints</b>			
None			
<b>Problems Reported</b>			
Elizabeth Mauricio	7-Jul-20	306 Teakwood Ave.	Customer requested for sewer lines to be marked. Marked sewer lines. Made customer contact.
Elizabeth Mauricio	8-Jul-20	302 Teakwood Av	Customer reported a leak at meter. Found leak on customer's line. Made customer contact.
Maria Vera	8-Jul-20	733 S. Locust St.	Customer reported low water pressure. Upon arrival, found normal water pressure. Made customer contact.
Rodrigo Carreon	9-Jul-20	In-District	Customer reported a leak at hydrant. Flushed hydrant and leak stopped.
Grady Hernandez	16-Jul-20	336 Crescent Dr.	Customer reported low water pressure. Upon arrival, found normal water pressure. Made customer contact.
Dalinda Orozoco	20-Jul-20	3320 Ohio St.	Customer reported a possible water leak at water tank after hours. Found leak on customer's line. Made customer contact.
Laura Jasso	22-Jul-20	502 Ash St.	Customer reported a leak at meter. Found meter test points had broken off causing the leak. Replaced meter. Left door notice.
Juan Castro	22-Jul-20	219 Crescent Dr.	Customer reported a possible water leak. Determined water was coming from a neighbor house that had hired plumber to complete work.
Minerva Sautedo	24-Jul-20	551 Redbud Ave.	Customer reported no water. Found shut off valve turned off. Turned valve on and water services were restored. Made customer contact.
Jose Saucedo	27-Jul-20	551 Redbud Ave.	Customer reported a possible water leak. Found no evidence of a leak. Made customer contact.
Abdul Ali	27-Jul-20	1439 Trammel Fresno Rd.	Customer reported a possible water leak. Found leak on customer's line. Made customer contact.
Samuel Escot	31-Jul-20	315 College St.	Customer reported a leak at meter. Found no evidence of a leak. Left door notice.
Alfred Ramirez	7-Aug-20	226 Crescent Dr.	Customer reported a leak at meter. Upon arrival, found customer's line repaired next to meter tail coupling. Made customer contact.
Rodrigo Carreon	9-Aug-20	In-District	Customer reported a leak at hydrant. Flushed hydrant and leak stopped. Made customer contact.
<b>Billing Disputes</b>			
Aracely Torres	16-Jun-20	522 Dogwood Avenue	Customer requested a meter re-read due to high consumption. Meter showed inside consumption. Walked around property and did not see any visible leaks. Meter read was in-line with previous reads. Made customer contact.
Ramiro Castillo	24-Jun-20	3734 Louise St.	Customer requested a meter re-read. Meter showed inside consumption. Walked around property and did not see any visible leaks. Meter read was in-line with previous reads. Made customer contact.
Jose Rodriguez	16-Jul-20	4026 Verbena St.	Customer requested a meter re-read due to high consumption. Meter showed inside consumption. Meter read was in-line with previous reads. Made customer contact.
Rita Orozco	24-Jul-20	202 Broadmore St.	Customer requested a meter re-read due to high consumption. Meter showed inside consumption. Meter read was in-line with previous reads. Left door notice.

# Fort Bend FWSD No. 1 Customer Service Report

July / August 2020

Customer Name	Call Date	Address	Description of Call
Jesse Rios	24-Jul-20	118 College Dr. Lot 5	Customer requested a meter re-read due to high consumption. Meter showed inside consumption. Meter read was in-line with previous reads. Made customer contact.
Jesse Rios	24-Jul-20	118 College Dr. Lot 4	Customer requested a meter re-read due to high consumption. Meter showed inside consumption. Meter read was in-line with previous reads. Made customer contact.
Lakyshia Jones	27-Jul-20	223 College Dr.	Customer requested a meter re-read due to high consumption. Meter showed inside consumption. Meter read was in-line with previous reads. Confirmed accuracy of meter. Made customer contact.
Lusia Colin	27-Jul-20	302 College Dr.	Customer requested a meter re-read due to high consumption. Meter showed inside consumption. Walked around property and did not see any visible leaks. Meter read was in-line with previous reads. Made customer contact.
Anabel Ortiz	27-Jul-20	221 College Dr.	Customer requested a meter re-read due to high consumption. Meter showed inside consumption. Walked around property and did not see any visible leaks. Meter read was in-line with previous reads. Provided leak detection tablets. Made customer contact.
Reynaldo Pena	27-Jul-20	339 Crescent Dr.	Customer requested a meter re-read. Meter read was in-line with previous reads. Left door notice.
Idaira Manzaneres	27-Jul-20	545 Broadmore Dr.	Customer requested a meter re-read due to high consumption. Meter read was in-line with previous reads. Unable to confirm accuracy of meter. Made customer contact.
Aracely Torres	28-Jul-20	522 Dogwood Avenue	Customer requested a meter re-read due to high consumption. Meter showed inside consumption. Meter read was in-line with previous reads. Made customer contact.
Jose Orteiz	29-Jul-20	514 Broadmore Dr.	Customer requested a meter re-read due to high consumption. Meter showed inside consumption. Walked around property and did not see any visible leaks. Left door notice.
Javier Jasso	10-Aug-20	4804 Bryan Ave.	Customer requested a meter re-read due to high consumption. Meter showed inside consumption. Walked around property and did not see any visible leaks. Made customer contact.
<b>Customer Correspondence</b>			
Samuel Escot	5-Aug-20	315 College St.	Customer sent letter to Board of Directors disputing high usage.



# Fort Bend FWSD No. 1

## Delinquent Notice/Service Disconnect Report

Date	Delinquent Letters	Date Mailed	Door Hangers	Date Hung	Disconnects	Date of Disconnect
August-20	110	08/10/20				
July-20	134	07/07/20	35	07/23/20	9	07/29/20
June-20	165	06/08/20	66	06/22/20	35	06/29/20
May-20	120	05/11/20	55	05/27/20	29	Deferred
April-20	177	04/06/20	58	04/22/20	34	Deferred
March-20	174	03/09/20	53	03/25/20	29	Deferred
February-20	150	02/10/20	57	02/25/20	13	03/03/20
January-20	181	01/07/20	46	01/24/20	18	01/30/20
December-19	145	12/10/19	51	12/31/19	13	01/07/20
November-19	165	11/08/19	40	12/04/19	6	12/10/19
October-19	118	10/11/19	31	10/30/19	10	11/05/19
September-19	147	09/10/19	33	10/01/19	14	10/08/19
August-19	124	08/13/19	42	08/27/19	9	09/05/19
July-19	157	07/09/19	40	07/22/19	16	07/30/19
June-19	125	06/10/19	37	07/01/19	10	07/08/19
May-19	139	05/06/19	19	05/21/19	12	05/29/19
April-19	129	04/08/19	41	04/23/19	15	04/30/19
March-19	138	03/11/19	39	03/26/19	7	04/01/19
February-19	125	02/13/19	42	02/26/19	8	03/05/19
January-19	135	01/10/19	44	01/22/19	11	01/31/19
December-18	186	12/04/18	38	12/27/18	11	01/07/19
November-18	160	11/05/18	33	11/28/18	10	12/04/18
October-18	156	10/05/18	37	10/24/18	16	10/31/18
September-18	134	09/10/18	38	09/26/18	12	10/02/18

### Current Month Terminations

Account	Name	Address	Total Due	Deposit	Turn-Off Date	Turn-On Date
142515	RIVERA, RUTH	3714 EDNA ST	\$312.61	\$175.00	29-Jul-20	31-Jul-20
146498	LOPEZ, VICTOR	3719 LAVERNE ST	\$357.57	\$150.00	29-Jul-20	REC'D NEW APP
121591	MARTINEZ, ANGEL	1202 AVE A	\$416.97	\$175.00	29-Jul-20	30-Jul-20
81503	BONIER JANICE	3822 1/2 KANSAS	\$388.24	\$175.00	29-Jul-20	29-Jul-20
81464	HUERTA, CARLOS	621 S LOCUST RD	\$305.81	\$275.00	29-Jul-20	29-Jul-20
80909	DE LO SANTOS, JOE L.	122 E SYCAMORE	\$254.90	\$101.00	29-Jul-20	30-Jul-20
140797	GARCIA, ANA LAURA	610 MAPLE AVE	\$311.88	\$200.00	29-Jul-20	LOCKED
122161	BENITEZ, JOSE	4710 FERN LN	\$404.21	\$400.00	29-Jul-20	LOCKED
80501	JOHNSON, DERRICK	4310 BILLY LANE	\$452.67	\$101.00	29-Jul-20	29-Jul-20

### Current Payment Arrangements

Account	Name	Address	Balance	Deposit	Most Recent Pymt.	Date Last Paid
137150	NEW QUALITY LIFE MINISTRIES	4647 FM 521-DOM	\$5,160.10	\$100.00	\$500.00	29-Jul-20
154473	MORALES-DIAZ, JESUS	1410 AVE A	\$1,822.00	\$100.00	\$400.00	3-Jun-20
155798	RAMOS, RAUL	1406 AVE A	\$1,650.00	\$100.00	\$151.00	11-Aug-20
154742	CARREON, JOSE LUIS	531 BROADMORE DR	\$1,649.89	\$100.00	\$242.00	24-Jul-20
155797	MAURICIO, JOSE & ELIZABETH	306 TEAKWOOD AVE	\$1,575.00	\$100.00	\$450.00	2-Jul-20
155343	BELLO, ALEJANDRO MARINO	4010 PERIDOT	\$1,552.00	\$100.00	\$420.00	24-Jun-20
150261	TAMEZ, MARIA	123 BROADMORE DR	\$1,385.36	\$100.00	\$210.38	23-Jun-20
153053	ZAVALA, ANGELICA	4714 FERN LN	\$1,254.76	\$100.00	\$475.00	30-Apr-20
153051	MAURICIO, JOSE & ELIZABETH	302 B TEAKWOOD AVE	\$1,121.62	\$100.00	\$202.00	13-Jul-20
152078	ORTEZ, JOSE	514 A BROADMORE DR	\$998.65	\$100.00	\$217.57	13-Jul-20
153054	MENDEZ, ELIZABETH	527 COTTONWOOD AVE	\$939.00	\$0.00	\$202.87	9-Aug-20
147113	GONZALEZ, YURIDIA MENDOZA	19907 S POST OAK BLVD	\$810.01	\$75.00	\$180.38	13-Jul-20
152546	CORONADO, REYNA E.	511 MULBERRY AVE	\$749.39	\$100.00	\$172.00	13-Jul-20
152544	MARTINEZ, RICARDO	3709 ALICE ST	\$661.13	\$100.00	\$258.78	4-Aug-20
147111	VENTURA, RENE SCOTTY	4615 MISTLETOE LN	\$623.61	\$75.00	\$214.57	20-Jul-20
81626	MARTINEZ BLANCA	1507 AVE D	\$502.20	\$1.00	\$113.87	13-Jul-20
143853	HERBER DIAZ	610 CEDAR ST	\$487.43	\$75.00	\$190.28	15-Jul-20
144257	AGUILAR, MELITON & HERNANDEZ, NADIA	4734 FAIRHILL AVE	\$443.47	\$75.00	\$250.25	13-Jul-20
147114	MARTINEZ, MIRIAN	647 REDWOOD AVE	\$371.18	\$100.00	\$180.38	10-Jul-20
148655	MUNOZ, MARGARITA	600 MAPLE AVE	\$349.67	\$100.00	\$250.09	30-Jul-20
139754	SAUCEDO, JOSE	557 REDBUD AVE #2	\$274.00	\$75.00	\$250.00	13-Jul-20
139755	HERNANDEZ, JUAN & GUZMAN, ROSA I.	3618 INEZ ST	\$273.29	\$75.00	\$172.00	10-Jul-20
147112	MEDRANO, MANUEL	4735 TULIP LN	\$253.94	\$75.00	\$210.38	15-Jul-20



# Fort Bend FWSD No. 1

## 30 Day Delinquent Report

August-20

Updated as of August 10, 2020

110

	ACCOUNT NO.	CUSTOMER NAME	SERVICE ADDRESS	DEPOSIT	ARREARS	BALANCE	Most Recent Payment	Payment Date
1	148631	GIL, GIOVANNI A.	727 N LOCUST #7	100.00	1,126.69	1,160.79	50.00	07/10/20
2	081358	JEREZ, LESLY & EDGAR	644 W PALM ST	150.00	245.13	593.91	225.75	07/13/20
3	080744	PEREZ, ANABEL	4728 TULIP LN	151.00	90.45	560.59	105.55	07/23/20
4	081592	SANCHEZ ANTONIA	4825 D FM 521	76.00	293.89	520.58	344.61	07/20/20
5	080868	AHAMBA, YOUNG AND BEATRICE	703 E PALM ST	151.00	158.47	381.31	190.00	07/13/20
6	090935	JOSE A. GIL	642 ELM ST	75.00	144.40	322.93	128.02	06/13/20
7	080850	GARCIA, JOVA & NARVAEZ, MANUEL	511 REDBUD AVE	151.00	65.19	318.32	69.38	07/14/20
8	081515	CARRILLO GREGORIO	838 W PALM	226.00	134.25	310.31	120.00	07/20/20
9	081286	CANTU, RAY	735 1/2 HICKORY ST	1.00	147.02	309.05	109.64	07/20/20
10	081017	CHAVIRA, ANTONIO	4710 FAIRHILL AVE	1.00	103.09	290.61	172.65	07/21/20
11	080523	AGUIRRE, ALEJANDRA	4427 IVY LN	1.00	63.57	276.22	214.10	06/05/20
12	080959	ORTEGA, RAMONA	334 MERRIFIELD DR	1.00	49.38	271.17	94.05	07/25/20
13	081409	CORONA, YADIRA	3021 ILLINOIS ST	150.00	73.99	270.05	150.00	07/28/20
14	081128	MONREAL, MARY & FELIPE	4643 KANSAS ST	76.00	128.59	264.81	142.00	07/24/20
15	081877	GUTIERREZ, EDUARDO	3704 EDNA ST	75.00	33.57	263.99	294.77	05/27/20
16	081804	ESTRADA, MARIA	3214 INDIANA ST	75.00	101.71	258.66	101.71	07/29/20
17	110309	CORREA, MARIO	4422 TULIP LN	75.00	63.57	255.34	183.53	06/12/20
18	122557	LOPEZ, ONAN E	4415 TULIP LN	325.00	90.60	249.73	165.62	07/29/20
19	081425	CHAVEZ, RIGOBERTO	3314 ILLINOIS RD	175.00	92.03	237.70	100.00	07/13/20
20	080589	ROBELO, SABINO	4515 ROSE LN	1.00	101.33	234.23	91.89	06/08/20
21	081097	ANDRADE, EVELIN VERONICA	329 MERRIFIELD LN	151.00	73.46	233.47	101.00	07/16/20
22	081162	GOMEZ, DIANE YNFANTE	627 SPRUCE ST	1.00	95.11	233.11	100.00	07/29/20
23	081064	ARMIJO, PAUL & CRISTINA	342 BROADMORE ST	1.00	64.00	223.17	80.19	07/15/20
24	124985	TOBAR, RIGOBERTO FRANCO	3115 NAIL RD	75.00	99.09	220.40	107.78	07/17/20
25	080528	PAEZ, CRISTINA	4119 LILLY ST	75.00	91.97	220.26	100.00	07/13/20
26	081945	RODRIGUEZ, OSCAR	3406 ILLINOIS RD	150.00	107.78	219.96	40.26	06/16/20
27	080828	WOODWARD, PAULA	627 ELM ST	75.00	84.26	218.95	104.26	07/28/20
28	081414	DOMINGUEZ, MARISELA	3723 LAVERNE ST	225.00	63.02	217.79	50.26	07/24/20
29	081194	MARTINEZ, HECTOR FLORES	720 MIMOSA ST	1.00	94.26	215.64	194.02	05/19/20
30	081198	FLORES, LENORA	729 MIMOSA ST	1.00	70.47	214.54	100.00	07/10/20
31	138739	EDUARDO, LEONZO & GARCIA, ARCHILA	323 CRESCENT DR	75.00	63.57	213.58	182.78	06/02/20
32	081741	GAMEZ, JOSE R	3307 OHIO ST	1.00	101.07	212.58	105.80	06/26/20
33	081486	GONZALEZ, JUAN C. MIRANDA	530 TRAMMELFRESNO	225.00	90.40	209.53	82.71	06/13/20
34	081567	CHILDRESS JOYCE	715 CLEO ST	151.00	90.40	209.53	98.56	06/04/20
35	081209	COVARRUBIAS, ELOISA	7502 SPRUCE ST	1.00	66.30	208.77	150.00	07/17/20
36	080719	ESTRADA, ANDRES	535 REDBUD AVE	1.00	58.00	207.01	70.57	07/13/20
37	080664	BARRERA, ECTOR	535 E DALLAS	401.00	99.09	205.64	56.04	07/28/20
38	081204	FAJKUS, BRIAN KEITH	730 ELM ST	1.00	94.26	202.26	275.33	06/01/20
39	080785	ZUNIGA, ALBERTO &	642 MULBERRY AVE	1.00	90.40	200.84	180.89	06/01/20
40	080966	LOPEZ, ISABEL	208 VIRGINIA DR	1.00	89.00	198.35	100.63	07/13/20
41	133795	TORRES, JOSE ALFREDO	127 VIRGINIA DR	100.00	58.38	197.09	81.45	07/14/20
42	144069	VALERO, VALERIE A.	602 N LOCUST ST	75.00	75.64	195.22	56.95	07/24/20
43	081052	LOPEZ, MARIA E.	210 BROADMORE ST	1.00	63.57	192.70	169.45	06/12/20
44	080908	AGUIRRE, SALVADOR	4202 ROSE LN	1.00	90.40	192.15	157.04	06/16/20
45	081023	MARTINEZ, JOCELYN	111 VIRGINIA DR	1.00	72.01	191.54	64.57	06/01/20
46	120724	MARINA RAMIREZHERNANDEZ	4526 ROSE LN	76.00	80.45	190.39	213.66	06/08/20
47	080753	VALENCIA, JUAN	4707 ALTHEA LN	1.00	63.57	182.26	85.47	06/05/20
48	080970	BUENTELLO, MICAELA	3033 LAUREL ST	101.00	81.71	176.52	81.71	07/22/20
49	120468	MARIA CORREA	403 TEAKWOOD AVE	75.00	51.77	175.28	60.00	07/20/20
50	120702	JUVENAL SALGADO	707 TEAKWOOD AVE	1.00	90.40	174.77	138.35	05/29/20
51	080945	FLORES, MARCELO	2930 WOOD	76.00	81.71	173.90	164.73	06/19/20
52	080994	GARCIA, MARCIANO	515 DOGWOOD AVE	75.00	63.57	171.82	213.66	06/12/20
53	136892	JOSE PEREZ	526 DOGWOOD AVE	75.00	63.57	171.82	63.57	06/29/20
54	080829	ACUNA, BLAS	326 FIG DR	1.00	71.15	170.28	82.00	07/10/20
55	080524	MILLER, MICHAEL	4219 MARK TERRACE	1.00	84.19	170.09	92.00	07/21/20
56	081044	CASTILLO, AUDELIA	112 BROADMORE DR	76.00	38.23	165.64	100.00	07/17/20
57	081267	DE LA FUENTE, SERVANDO	1330 EVERGREEN	76.00	54.33	164.78	80.94	07/28/20
58	122410	JIMENEZ, LAURA O.	611 RENFROBURFORD RD	150.00	73.02	164.34	81.71	06/18/20
59	081535	SOLIS MICHAEL	4122 EMERALD LN	1.00	64.33	163.47	108.78	06/01/20
60	137963	BELTRAN, RUBY	3103 CALIFORNIA ST	75.00	55.64	162.60	74.02	06/09/20
61	120717	MAIKEL BENITEZ	4403 IVY LN	1.00	51.00	157.99	103.00	06/03/20
62	081322	MENDOZA, ARMANDO	3308 ILLINOIS RD	500.00	54.33	156.09	56.95	07/28/20

# Fort Bend FWSD No. 1

## 30 Day Delinquent Report

August-20

Updated as of August 10, 2020

110

	ACCOUNT NO.	CUSTOMER NAME	SERVICE ADDRESS	DEPOSIT	ARREARS	BALANCE	Most Recent Payment	Payment Date
63	081936	GARZA, AMALIA	3826 JAN ST	1.00	33.57	155.71	47.95	05/29/20
64	080807	SILVERIO, RAMIRO &	407 E PALM ST	1.00	73.02	155.65	65.33	06/13/20
65	081800	OLIVOSANCHEZ, YASMIN	3406 INDIANA ST	75.00	54.33	154.78	94.33	07/17/20
66	080741	GUERRERO, KARINA	4701 VINE LN	151.00	59.38	147.33	132.21	07/01/20
67	137960	VILLALOBOS, NAYELI PLANCARTE	3402 OHIO ST	75.00	73.02	146.96	73.02	06/16/20
68	080494	ROBELO, RODRIGO & MARIA	638 TEAKWOOD AVENUE	1.00	64.33	146.09	138.66	06/16/20
69	080772	GOMEZ, CONCEPCION ROMERO	4311 IVY LANE	0.00	55.64	145.22	139.66	06/08/20
70	080599	ARBALLES, WALTER G.	703 MULBERRY AVE	1.00	55.64	145.22	56.64	06/13/20
71	081373	TORRES, EMMANUEL & CANO, LORENA	817 JASMINE ST	150.00	66.95	142.91	80.26	07/24/20
72	080624	CARDENAS, FRANCISCO & BERTHA	4431 CAMELIA LN	1.00	64.33	137.40	65.33	06/12/20
73	081415	CARBALLO, MARIA G. &	3706 GETTIE ST	75.00	55.64	136.53	64.33	07/01/20
74	081582	PLATA, STEFANIE	3709 INEZ ST	636.00	53.95	133.95	61.00	06/29/20
75	080445	MARTINEZ, VERONICA	2803 CALIFORNIA ST #2	100.00	56.95	129.60	50.26	07/16/20
76	080779	CABRERA, DOMINGO S	710 TEAKWOOD AVE	0.00	64.33	128.71	104.90	06/16/20
77	080638	CASTILLO JR., ISIDRO	427 RENFROBURFORD RD	75.00	61.00	128.10	111.38	06/15/20
78	081483	VASQUEZ, JUDITH	3311 INDIANA ST	75.00	55.64	127.84	130.97	06/11/20
79	081468	MOORE, RAY & JOHNNIE	730 W PALM	250.00	55.64	127.84	235.64	05/27/20
80	080600	ROMERO, LUSIA	530 REDWOOD AVE	1.00	59.38	125.57	117.19	06/08/20
81	081562	WILLIAMS DIRA GEORGE	619 CLEO ST	366.00	63.06	124.97	100.00	07/21/20
82	080680	PEREZ, STEVEN	626 MYRTLE AVE	151.00	33.57	122.26	46.95	07/15/20
83	080769	ZARAGOZA, ADELA & ANDRUE LANDAVERD	439 CYPRESS AVE	1.00	47.47	119.17	90.00	06/22/20
84	080687	REYES, ALICIA RIVAS	4439 CAMELIA LN	1.00	55.64	119.15	103.83	06/12/20
85	081134	GARCIA, JESSICA	629 EVERGREEN ST	1.00	46.95	118.29	98.90	05/21/20
86	080824	BOCANEGRO, SEVERO	635 WALNUT AVE	1.00	46.95	118.29	56.64	06/11/20
87	081080	POBLANO, JOSE	214 COLLEGE DR	1.00	51.00	117.19	81.45	06/30/20
88	081389	SANTOS, LILIANA	3103 ILLINOIS RD	100.00	50.16	115.45	40.00	07/15/20
89	144258	FRANCISCO LOPEZ	502 BROADMORE DR	0.00	39.61	113.95	450.00	10/28/19
90	080948	PMC INTERNATIONAL TIRE SHOP	4639 FM 521	1.00	52.57	113.02	157.76	05/28/20
91	080619	LOPEZ, J. FRANCISCO	4406 CAMELIA LN	1.00	25.19	111.73	69.38	06/12/20
92	081516	PATTERSON NELL	918 W PALM	151.00	46.95	109.60	71.27	06/17/20
93	081896	PEREZ, DAVID	1607 AVENUE A	76.00	50.26	108.86	52.33	07/13/20
94	135063	JOSE & MIRNA SARAVIA	660 SPRUCE ST	250.00	33.57	108.19	43.57	07/22/20
95	081496	SALDANA, JUAN	3202 OHIO ST	550.00	46.95	102.91	113.59	06/09/20
96	081617	MEJIA CESAR & DAMARIS	3606 LAVERNE ST	76.00	36.44	99.76	39.02	07/22/20
97	081332	ALANIS, NINET G	20340 S POST OAK BLVD	75.00	40.26	88.86	74.83	05/22/20
98	124601	RAQUEL NAJERA	4026 VERMONT ST	75.00	40.26	88.86	34.57	06/14/20
99	081547	RINCON JORGE A.	703 W JASMINE ST	1.00	33.57	88.19	29.38	06/19/20
100	080752	LEBOURGEOIS, JACOB	4811 BRYAN AVE	75.00	25.74	87.74	203.45	05/29/20
101	080968	SMALLWOOD, THOMAS	517 E DALLAS	226.00	40.26	84.67	74.83	06/08/20
102	124984	ASLI TUZUN	20547 S POST OAK BLVD	75.00	33.57	81.50	73.95	06/11/20
103	081613	ROSS MARIA F & SORTO MARTA	539 TRAMMEL FRESNO RD	1.00	29.38	76.89	34.57	06/12/20
104	081383	RODRIGUEZ, JUAN	20645 S POST OAK BLVD	75.00	29.38	76.89	97.14	06/18/20
105	081806	VASQUEZ, LUCIA	3110 INDIANA ST	1.00	36.44	75.57	58.76	06/11/20
106	081510	LOPEZ, RIGOBERTO	3710 EDIE ST	75.00	25.57	68.51	25.00	06/26/20
107	080667	VEGA, JOSE RIOS &	4426 GARDENIA LN	1.00	29.38	68.51	30.38	06/15/20
108	080691	TRISTAN, FRANCISCO	223 E DALLAS RD	1.00	25.19	68.09	26.19	06/13/20
109	081448	DIAZ, ROBERTO MOYAO	20403 S POST OAK BLVD	250.00	25.19	63.90	57.19	06/10/20
110	147129	SMITH, DONYA R. & JEFFERSON L.	770 E PALM	100.00	25.19	59.71	43.00	06/11/20
				9,614.00	8,704.26	20,912.51	11,911.35	

## FWSD#1 Interconnect w/COA

Day	FWSD#1 IC w/ COA	Daily Flow	Well Reads @ WP	Daily Flow
6/1/2020	131493	89	717008	314
6/2/2020	131582	66	717322	399
6/3/2020	131648	103	717721	437
6/4/2020	131751	65	718158	285
6/5/2020	131816	87	718443	377
6/6/2020	131903	87	718820	378
6/7/2020	131990	88	719198	425
6/8/2020	132078	99	719623	424
6/9/2020	132177	72	720047	449
6/10/2020	132249	86	720496	307
6/11/2020	132335	83	720803	421
6/12/2020	132418	93	721224	424
6/13/2020	132511	93	721648	438
6/14/2020	132604	94	722086	542
6/15/2020	132698	83	722628	354
6/16/2020	132781	101	722982	463
6/17/2020	132882	87	723445	423
6/18/2020	132969	93	723868	592
6/19/2020	133062	86	724460	295
6/20/2020	133148	86	724755	419
6/21/2020	133234	86	725174	303
6/22/2020	133320	78	725477	419
6/23/2020	133398	82	725896	411
6/24/2020	133480	107	726307	428
6/25/2020	133587	84	726735	431
6/26/2020	133671	73	727166	271
6/27/2020	133744	73	727437	421
6/28/2020	133817	74	727858	401
6/29/2020	133891	85	728259	327
6/30/2020	133976	107	728586	564
7/1/2020	134083	68	729150	280

\*meter is read M-F during normal business hours, weekend reads are calculated.

## FWSD#1 Interconnect w/COA

Day	FWSD#1 IC w/ COA	Daily Flow	Well Reads @ WP	Daily Flow
7/1/2020	134083	68	729150	280
7/2/2020	134151	94	729430	444
7/3/2020	134245	95	729874	455
7/4/2020	134340	95	730329	454
7/5/2020	134435	95	730783	451
7/6/2020	134530	95	731234	444
7/7/2020	134625	95	731678	449
7/8/2020	134720	96	732127	464
7/9/2020	134816	89	732591	464
7/10/2020	134905	97	733055	378
7/11/2020	135002	97	733433	561
7/12/2020	135099	97	733994	477
7/13/2020	135196	101	734471	471
7/14/2020	135297	98	734942	486
7/15/2020	135395	122	735428	475
7/16/2020	135517	80	735903	466
7/17/2020	135597	89	736369	281
7/18/2020	135686	89	736650	433
7/19/2020	135775	89	737083	445
7/20/2020	135864	125	737528	598
7/21/2020	135989	90	738126	300
7/22/2020	136079	79	738426	425
7/23/2020	136158	77	738851	423
7/24/2020	136235	75	739274	308
7/25/2020	136310	75	739582	269
7/26/2020	136385	75	739851	439
7/27/2020	136460	79	740290	304
7/28/2020	136539	77	740594	440
7/29/2020	136616	78	741034	265
7/30/2020	136694	84	741299	439
7/31/2020	136778	134	741738	420
8/1/2020	136912	134	742158	409

\*meter is read M-F during normal business hours, weekend reads are calculated.

## 2019 COA Sewer Meter Reads

Day	COA Sewer Reads	Daily Flow (in GPD)
6/1/2020	88123312	63,200
6/2/2020	88186512	78,120
6/3/2020	88264632	72,968
6/4/2020	88337600	75,344
6/5/2020	88412944	75,410
6/6/2020	88488354	75,411
6/7/2020	88563765	75,411
6/8/2020	88639176	80,928
6/9/2020	88720104	68,640
6/10/2020	88788744	72,184
6/11/2020	88860928	69,528
6/12/2020	88930456	72,784
6/13/2020	89003240	72,784
6/14/2020	89076024	72,784
6/15/2020	89148808	68,984
6/16/2020	89217792	75,200
6/17/2020	89292992	70,312
6/18/2020	89363304	84,088
6/19/2020	89447392	72,288
6/20/2020	89519680	72,288
6/21/2020	89591968	72,288
6/22/2020	89664256	168,808
6/23/2020	89833064	130,656
6/24/2020	89963720	158,752
6/25/2020	90122472	126,888
6/26/2020	90249360	78,578
6/27/2020	90327938	78,579
6/28/2020	90406517	78,579
6/29/2020	90485096	78,824
6/30/2020	90563920	91,000
7/1/2020	90654920	64,296
		<b>83,739</b>
<b>% based on allotted capacity 250,000 gpd</b>		<b>33%</b>

## 2019 COA Sewer Meter Reads

Day	COA Sewer Reads	Daily Flow (in GPD)
7/1/2020	90654920	64,296
7/2/2020	90719216	77,610
7/3/2020	90796826	77,610
7/4/2020	90874436	77,610
7/5/2020	90952046	77,610
7/6/2020	91029656	76,464
7/7/2020	91106120	77,056
7/8/2020	91183176	79,016
7/9/2020	91262192	69,064
7/10/2020	91331256	78,885
7/11/2020	91410141	78,885
7/12/2020	91489026	78,886
7/13/2020	91567912	87,928
7/14/2020	91655840	75,312
7/15/2020	91731152	86,952
7/16/2020	91818104	68,808
7/17/2020	91886912	77,485
7/18/2020	91964397	77,485
7/19/2020	92041882	77,486
7/20/2020	92119368	92,896
7/21/2020	92212264	77,320
7/22/2020	92289584	80,792
7/23/2020	92370376	72,296
7/24/2020	92442672	118,290
7/25/2020	92560962	118,291
7/26/2020	92679253	118,291
7/27/2020	92797544	95,584
7/28/2020	92893128	136,864
7/29/2020	93029992	198,224
7/30/2020	93228216	116,920
7/31/2020	93345136	341,101
8/1/2020	93686237	341,101
		<b>105,388</b>
<b>% based on allotted capacity 250,000 gpd</b>		<b>42%</b>

**Fresno Freshwater 1 Wastewater Treatment Plant**  
**June 19, 2020 Through July 20, 2020 Summary**  
**August 20, 2020**

The treatment plant operation information was received by Paul Hamilton from John Montgomery with Municipal Operations & Consultants.

WWTP Operations Report:

During the month of July 2020 per the attached MOC monthly report, the WWTP was operating at 42% of the 0.675 MGD permit capacity and was operating within permit parameters. Arcola had 28% inflow and Freshwater-1 had 14%, 91,789 gallons. Average daily flow was 282,157 gallons. During the month total plant flow (5/31/20-6/30/2020) was 8,464,700 gallons and the total rainfall was 2.75 inches. Daily plant peak flow was 749,700 gallons.

WWTP Discharge Monitoring Report:

The June 2020 Discharge Monitoring Report (DMR) did not reflect any parameter exceedances. A copy of the DMR is attached.

Operations Expenses

The WWTP total expenses for May 27, 2020 – July 1, 2020 was \$ 7,123.36. \$1000.00 for MOC monthly services plus \$ 6,123.36 for ancillary supplies and activities. See attached expense sheets, back 4 pages of the report package.

*Paul Hamilton*

FBFW1 Supervisor & Treatment Plant Liaison



# Municipal Operations & Consulting, Inc.

## MONTHLY OPERATIONS REPORT FOR THE CITY OF ARCOLA

July, 2020

TOTAL CONNECTION COUNT: 745  
SEWER ONLY BILLED: 258  
WATER/SEWER BILLED: 347  
VACANTS: 140

BILLING PERIOD: 06/19/20 - 07/20/20

FWSD 1 - Previous Read 133,063,000  
Read Date: 07/20/20 135,891,000  
Total Gallons Pumped: 2,828,000  
Water received from FB 141 0  
Water supplied to FB 141 0  
Gallons Billed 2,652,000  
Leaks and Flushing 5,000  
Pumped vs Billed 94%

### Notes:

	Penalty	Tap Fee	Sewer	Water	NFBWA	TCEQ	Misc.	Deposit	TOTAL
REVENUE:	\$465.73	\$0.00	\$23,626.07	\$21,164.80	\$10,739.50	\$0.00	\$555.74	\$2,200.00	\$58,751.84

### WASTEWATER TREATMENT PLANT

T.C.E.Q. Permit Number: TX0102385  
Permit expiration date: January, 2024

### June, 2020

	June, 2020	Permitted	Measured by:
Average daily flow	282,157	Permitted Daily Flow	675,000 gal.per day
Average CBOD	3	Permitted CBOD	10 lbs/day
Average Total Suspended Solids	1.43	Permitted T.S.S.	15 mg/l
Average Ammonia Nitrogen	0.05	Permitted Ammonia Nitrogen	3 mg/l
Average PH	7.61	Permitted PH	6.00 - 9.00 STD UNIT
Average Dissolved Oxygen	6.61	Permitted Dissolved Oxygen	4.0 mg/l
E. coli	1.00	Permitted E. coli	126.0 mpn/100 ml

Total Rainfall 2.75  
Daily Average Flow - FS #1 91,789  
FS #1 Flow 14%  
Arcola Flow 28%

Sewer Treatment plant is currently operating at 42% of the permitted capacity

### Sewer Treatment Plant/Lift Station - Notes



# City of Arcola Sewage Treatment Plant

June-20

	Flow Reading	Total Gallons x100	2hr Peak	CL <sub>2</sub> Res.	Mag. Res.	Final CL <sub>2</sub>	Sample Temp	%Solids SV - 30	Sludge Blanket	Waste Time	Bleach Total Used	Rainfall (Inches)
5/31/2020	7041834											
6/1/2020	7045050	3216	35	2.1	0.09	2.01	3			10	20	0.5
6/2/2020	7047380	2330	31	2.8	0.12	2.68	3	19	5	10	20	0
6/3/2020	7049332	1952	28	2.4	0.1	2.3	3			0	20	0
6/4/2020	7051246	1914	21	3.3	0.11	3.19	3	25	5	40	20	0.25
6/5/2020	7053609	2363	30	3.1	0.05	3.05	3			0	20	0
6/6/2020	7055252	1643	29	3.8	0.12	3.68	3			0	20	0
6/7/2020	7057400	2148	20	3.3	0.09	3.21	3			40	20	0
6/8/2020	7059650	2250	29	3.1	0.08	3.02	3			0	20	0
6/9/2020	7061798	2148	35	3.2	0.11	3.09	3	20	5	40	20	0
6/10/2020	7063649	1851	38	3.4	0.15	3.25	3			0	20	0
6/11/2020	7065299	1650	25	3.3	0.1	3.2	3	18	5	40	20	0
6/12/2020	7067081	1782	20	2.4	0.12	2.28	3			0	20	0
6/13/2020	7068616	1535	18	2	0.05	1.95	3			0	20	0
6/14/2020	7070670	2054	20	2.1	0.11	1.99	3			0	20	0
6/15/2020	7072440	1770	21	2.3	0.09	2.21	3			0	20	0
6/16/2020	7074333	1893	40	2.6	0.05	2.55	3	20	5	40	20	0
6/17/2020	7076451	2118	30	2.2	0.12	2.08	3			40	20	0
6/18/2020	7077951	1500	40	2	0.1	1.9	3	22	5	40	20	0
6/19/2020	7079538	1587	24	2.6	0.11	2.49	3			0	20	0
6/20/2020	7081441	1903	31	2.4	0.09	2.31	3			0	20	0.25
6/21/2020	7084063	2622	25	2.9	0.08	2.82	3			40	20	0
6/22/2020	7086657	2594	80	2.1	0.12	1.98	3			0	20	0.5
6/23/2020	7094154	7497	55	2.9	0.09	2.81	3	24	5	0	20	0
6/24/2020	7098692	4538	70	3.1	0.1	3	3			40	20	1
6/25/2020	7105442	6750	60	3	0.11	2.89	3	22	5	0	20	0.25
6/26/2020	7112233	6791	50	2	0.11	1.89	3			40	20	0
6/27/2020	7116069	3836	55	2.1	0.05	2.05	3			0	20	0
6/28/2020	7120270	4201	58	2.3	0.12	2.18	3			40	20	0
6/29/2020	7123711	3441	40	1.98	0.1	1.88	3			0	20	0
6/30/2020	7126481	2770	30	2.1	0.08	2.02	3	20	5	0	20	0

Total Flow Gallons:	8,464,700	Min. Cl <sub>2</sub>	1.88	Total CL <sub>2</sub> :	600
Daily Average (0.5 MGD):	282,157	Max. Cl <sub>2</sub>	3.68	Total Daily Avg CL <sub>2</sub> :	20
Daily Peak Flow:	749,700	6/23/2020			

2 Hour Peak In GPM (1389):	833	Total Rainfall:	2.75
----------------------------	-----	-----------------	------

Supervising Operator:	James Durgens	Supervisor Signature:	
-----------------------	---------------	-----------------------	--

Supervisor License #:	WW0061603 (B)	Date:	
-----------------------	---------------	-------	--

**Edit DMR**

Collapse Header

**Permit**

**Permit ID:** TX0102385  
**Permittee:** ARCOLA, CITY OF  
**Facility:** CITY OF ARCOLA WWTP  
**Permitted Feature:** 001 - External Outfall  
**Report Dates & Status**  
**Monitoring Period:** From 06/01/20 to 06/30/20  
**Status:** NetDMR Validated

**Major:**  
**Permittee Address:** 13222 HWY 6  
ARCOLA, TX 77583  
5925 FM 521  
**Facility Location:** ARCOLA, TX 77583  
**Discharge:** A - DOMESTIC FACILITY - 001  
**DMR Due Date:** 07/20/20

**Principal Executive Officer**

**First Name:**  
**Title:**  
**Last Name:**  
**Telephone:**

**No Data Indicator (NODI)**

**Form NODI:**

Parameter	NODI	Quantity or Loading	Quality or Concentration	# of Ex.	Freq. of Analysis	Smpl. Type					
Code	Name	Value 1	Value 2	Units	Value 1	Value 2	Value 3	Units			
00300	Oxygen, dissolved [DO]	Smpl.	= 6.81	mg/L	0	01/07	GR				
1 - Effluent Gross											
Season: 0	Req.		>=4.0 Monthly Minimum	Milligrams per Liter		Weekly	GRAB				
NODI:	NODI										
00400	pH	Smpl.	= 7.34	SU	0	01/07	GR				
1 - Effluent Gross											
Season: 0	Req.		>=6.0 Minimum	Standard Units		Twice Per Month	GRAB				
NODI:	NODI										
00530	Solids, total suspended	Smpl.	< 4.28	lb/d	< 1.43	= 2.0	mg/L	0	01/07	CS	
1 - Effluent Gross											
Season: 0	Req.	<=84.0 Daily Average	Pounds per Day	<=15.0 Daily Average	<=40.0 Daily Maximum	Milligrams per Liter	Weekly	COMPOS			
NODI:	NODI										
00610	Nitrogen, ammonia total [as N]	Smpl.	< 0.143	lb/d	< 0.0522	= 0.0589	mg/L	0	01/07	CS	
1 - Effluent Gross											

Page 66

Code	Name	Value 1	Value 2	Units	Value 1	Value 2	Value 3	Units	Ex.	Analysis	Type
Season: 0		Req. <= 17.0 Daily Average		Pounds per Day		<= 3.0 Daily Average	<= 10.0 Daily Maximum	Milligrams per Liter		Weekly	COMPOS
NODI:											
50050	Flow, in conduit or thru treatment plant	Smpl. = 0.252157	= 0.7497	MGD					0	9999	TM
1 - Effluent Gross											
Season: 0		Req. <= 0.675 Daily Average	Req Mon Daily Maximum	Million Gallons per Day						Continuous	TOTALZ
NODI:											
50060	Chlorine, total residual	Smpl.									
1 - Effluent Gross											
Season: 0		Req.									
NODI:											
51040	E. coli	Smpl.									
1 - Effluent Gross											
Season: 0		Req.									
NODI:											
51040	E. coli	Smpl.									
1 - Effluent Gross											
Season: 0		Req.									
NODI:											
70295	Solids, total dissolved	Smpl. = 2120.0		lb/d					0	01/07	CS
1 - Effluent Gross											
Season: 0		Req. Req Mon Daily Average		Pounds per Day						Weekly	COMPOS
NODI:											
80082	BOD, carbonaceous [5 day, 20 C]	Smpl. < 7.36		lb/d					0	01/07	CS
1 - Effluent Gross											
Season: 0		Req. <= 56.0 Daily Average		Pounds per Day						Weekly	COMPOS
NODI:											

#### Edit Check Errors

No results.

#### IMR Comments

INTERIM II PHASE EFFECTIVE NOVEMBER 11, 2019 AND LASTING THROUGH COMPLETION OF EXPANSION TO THE 0.95 MGD FACILITY.

#### Comments

#### Attachments

No results.



27316 Spectrum Way  
Oak Ridge, TX 77385  
Phone: (281) 367-5511  
Fax: (281) 367-5517

1825 N Mason Rd  
Katy, TX 77449  
Phone: (281) 347-8686

City of Arcola  
Bookkeeper Invoice Log (SP)

July 2020

Invoice Date	Invoice #	Vendor	Service/Mdse.	Used At	Invoice Total
6/11/2020	38178	Chlorinator Maint. Co., Inc.	Repairs/Maintenance	SP	\$ 719.30
6/25/2020	207176	BMI	Sludge Haul	SP	\$ 2,340.00
7/8/2020	2003671	NWDLS	Lab Fees	SP	\$ 997.50
1-Aug		Municipal Operations & Consulting, Inc.	Wastewater Operations	SP	\$ 6,123.36



# CHLORINATOR MAINT.CO.,INC.

P. O. Box 1313

PASADENA, TEXAS 77501

phone (713) 472-1201

fax (713) 472-7717

RECEIVED

By Genesis J. at 10:54 am, Jul 15, 2020

## INVOICE

DATE	INVOICE #
6/11/2020	38178

<b>BILL TO</b>
Municipal Operations Co. P. O. Box 1689 Accounts Payable Spring, Texas 77383

<b>SHIP TO</b>
City of Arcola 6/8/20 Keith 936-217-0418

P.O. NO.	TERMS	SHIP VIA	PLUS TAX	TAX EXEMPT	TAXES DIRECT
39183	Net 30	Our service		yes	

QTY	ITEM	DESCRIPTION	PRICE	AMOUNT
		Travel, parts and labor to service CL2 leak on pump system bleach		
1	1/2" ball valve	1/2" Hyaward ball valve	80.00	80.00
1	1/2x1/4"	1/2"x1/4" Red. Bushing	4.50	4.50
1	QDos 30	Qdos30 Pump head	260.00	260.00
		Total Parts \$344.50		
60	MILEAGE	MILEAGE	0.58	34.80
4	LABOR	LABOR	85.00	340.00
		Total Parts, labor and mileage \$719.30		
		Tax Exempt		
		Thanks for the Order		

It's been a pleasure working with you!

**Total**

\$719.30

BMI - Biosolids Management  
a division of K-3 Resources, LP  
P.O. Box 2236  
Alvin, TX 77512

# Invoice

DATE	INVOICE NO.
6/25/2020	207176

(281) 585-2817

BILL TO
Municipal Operations & Consulting City of Arcola P.O. Box 1689 Spring, TX 77383-1689

SEND PAYMENT TO
K-3 Resources, LP P.O. Box 2236 Alvin, Texas 77512

		P.O. NO.	TERMS	PLANT	
			Net 30	ARCOLA	
Date	Manifest	Description	QTY/HRS	Rate	Amount
6/16/2020	252023	Liquid Haul - Lime Stabilized	6,500	0.06	390.00
	252024	Liquid Haul - Lime Stabilized	6,500	0.06	390.00
	252025	Liquid Haul - Lime Stabilized	6,500	0.06	390.00
	252356	Liquid Haul - Lime Stabilized	6,500	0.06	390.00
	252357	Liquid Haul - Lime Stabilized	6,500	0.06	390.00
	252358	Liquid Haul - Lime Stabilized	6,500	0.06	390.00
			Total	\$2,340.00	



North Water District Laboratory Services, Inc.  
130 South Trade Center Parkway  
Conroe, TX 77385

# INVOICE

Date	Invoice No.
07/08/2020	2003671-Municipal Operations and Consulting

PO Number:  
Terms: 30.00  
Remit Due Date: 08/07/2020  
Page: Page 1 of 1

Invoice To: Accounts Payable  
Municipal Operations and Consulting  
27316 Spectrum Way  
Oak Ridge, TX 77385

## Samples Received from: 06/01/2020 through 07/01/2020

Project: City of Arcola - Non Potable - Weekly Thurs, City of Arcola - Non Potable - Bi Monthly 1, City of Arcola - Non Potable - Weekly - Fri, City of Arcola - Non Potable - Bi Monthly 2, City of Arcola - Fees  
Project Manager: Deena Higginbotham  
Project Number: 387  
Work Order(s): 20F0404, 20F0405, 20F0406, 20F0407, 20F1697, 20F2408, 20F3225, 20F3826, 20F4353, 20G0540

071679A

Analysis/Description	Matrix	Qty	Unit Cost	Extended Cost
CBOD-5210	Aqueous	4	\$22.50	\$90.00
DMR Flows	Aqueous	4	\$0.00	\$0.00
DO Field	Aqueous	4	\$10.00	\$40.00
MLSS-2540	Aqueous	2	\$20.00	\$40.00
NELAP Admin Fee	Aqueous	1	\$10.00	\$10.00
netDMR EDD Upload and Final Report	Aqueous	1	\$25.00	\$25.00
NH3-N SEAL-350.1	Aqueous	4	\$20.00	\$80.00
pH Field	Aqueous	4	\$10.00	\$40.00
RBOD-5210	Aqueous	5	\$22.50	\$112.50
RNH3-N SEAL-350.1	Aqueous	5	\$20.00	\$100.00
RNH3-N SEAL-350.1	Aqueous	1	\$0.00	\$0.00
RTSS-2540	Aqueous	5	\$20.00	\$100.00
TC EC-9223	Aqueous	2	\$50.00	\$100.00
TDS-160.1	Aqueous	4	\$20.00	\$80.00
TSS-2540	Aqueous	4	\$20.00	\$80.00
VSS-160.4	Aqueous	2	\$20.00	\$40.00
Weekday Collection	Aqueous	4	\$15.00	\$60.00

Invoice Total: \$997.50

Thank you for being our customer! Don't forget, NWDLS is accredited to do bio-monitoring.

Remit To: Accounts Receivable  
North Water District Laboratory Services, Inc.  
130 South Trade Center Parkway  
Conroe, TX 77385  
Tel: 936 321 6060

Thank you for being our customer! Don't forget, NWDLS is accredited to do bio-monitoring.



		<u>Wastewater Plant</u>					
05/27	5925 FM 521	Purchased chemicals for facility use; bleach.	Foreman	0.5	\$ 35.00	\$ 17.50	-
			Utility Truck	0.5	\$ 18.00	\$ 9.00	\$ 26.50
06/01	5925 FM 521	Swept building and collected trash throughout facility.	Foreman	1.0	\$ 35.00	\$ 35.00	
			Utility Truck	1.0	\$ 18.00	\$ 18.00	\$ 53.00
06/03	5925 FM 521	Checked blower filters.	Foreman	0.5	\$ 35.00	\$ 17.50	
			Utility Truck	0.5	\$ 18.00	\$ 9.00	\$ 26.50
06/03	5925 FM 521	Replaced gaskets on air header.	Crane Truck	5.0	\$ 125.00	\$ 625.00	
			Foreman	5.0	\$ 35.00	\$ 175.00	
			Supervisor	6.5	\$ 40.00	\$ 260.00	
			Utility Truck	6.5	\$ 18.00	\$ 117.00	\$ 1,177.00
06/03	5925 FM 521	Cleaned stilling wells.	Foreman	1.0	\$ 35.00	\$ 35.00	
			Utility Truck	1.0	\$ 18.00	\$ 18.00	\$ 53.00
06/04	5925 FM 521	Pulled raw sample from facility headworks.	Foreman	2.0	\$ 35.00	\$ 70.00	
			Laborer	2.0	\$ 25.00	\$ 50.00	
			Utility Truck	4.0	\$ 18.00	\$ 72.00	\$ 192.00



Date	Service Location	Work Description	Material/Labor Cost				Job Total
			Labor/Equip	Qty	Rate	Amount	
06/08	5925 FM 521	Fabricated metal flooring plate for clarifier walking deck.	Crane Truck	7.5	\$ 125.00	\$ 937.50	
			Foreman	7.5	\$ 35.00	\$ 262.50	
			Supervisor	8.0	\$ 40.00	\$ 320.00	
			Utility Truck	8.0	\$ 18.00	\$ 144.00	
			Materials			\$ 231.61	\$ 1,895.61
06/08	5925 FM 521	Purchased chemicals for facility use; bleach	Foreman	0.5	\$ 35.00	\$ 17.50	
			Utility Truck	0.5	\$ 18.00	\$ 9.00	\$ 26.50
06/09	5925 FM 521	Responded to auto dialer call out regarding power failure; upon arrival, found power restored. Reset auto dialer.	Foreman	1.0	\$ 35.00	\$ 35.00	
			Utility Truck	1.0	\$ 18.00	\$ 18.00	\$ 53.00
06/09	5925 FM 521	Pulled rags from aeration basin and collected trash throughout facility.	Foreman	1.5	\$ 35.00	\$ 52.50	
			Supervisor	1.0	\$ 40.00	\$ 40.00	
			Utility Truck	2.5	\$ 18.00	\$ 45.00	\$ 137.50
06/10	5925 FM 521	Swept building and collected trash throughout facility.	Foreman	1.0	\$ 35.00	\$ 35.00	
			Utility Truck	1.0	\$ 18.00	\$ 18.00	\$ 53.00
06/11	5925 FM 521	Pulled raw sample from facility headworks.	Foreman	1.5	\$ 35.00	\$ 52.50	
			Laborer	1.5	\$ 25.00	\$ 37.50	
			Utility Truck	3.0	\$ 18.00	\$ 54.00	\$ 144.00
06/12	5925 FM 521	Cleaned stilling well.	Foreman	1.0	\$ 35.00	\$ 35.00	
			Supervisor	1.5	\$ 40.00	\$ 60.00	
			Utility Truck	2.5	\$ 18.00	\$ 45.00	\$ 140.00
06/12	5925 FM 521	Cleaned contact chamber.	Foreman	1.0	\$ 35.00	\$ 35.00	
			Utility Truck	1.0	\$ 18.00	\$ 18.00	\$ 53.00
06/15	5925 FM 521	Cleaned around manholes.	Foreman	2.0	\$ 35.00	\$ 70.00	
			Laborer	2.0	\$ 25.00	\$ 50.00	
			Utility Truck	4.0	\$ 18.00	\$ 72.00	\$ 192.00
06/16	5925 FM 521	Responded to auto dialer call out regarding power failure; upon arrival, found power restored. Reset auto dialer.	Foreman	0.5	\$ 35.00	\$ 17.50	
			Utility Truck	0.5	\$ 18.00	\$ 9.00	\$ 26.50

Date	Service Location	Work Description	Material/Labor Cost				Job Total
			Labor/Equip	Qty	Rate	Amount	
06/17	5925 FM 521	Swept building and collected trash throughout facility.	Foreman	1.0	\$ 35.00	\$ 35.00	\$ 53.00
			Utility Truck	1.0	\$ 18.00	\$ 18.00	
06/18	5925 FM 521	Cleaned contact chamber.	Foreman	1.0	\$ 35.00	\$ 35.00	\$ 53.00
			Utility Truck	1.0	\$ 18.00	\$ 18.00	
06/18	5925 FM 521	Pulled raw sample from facility headworks.	Foreman	1.5	\$ 35.00	\$ 52.50	\$ 195.50
			Supervisor	2.0	\$ 40.00	\$ 80.00	
			Utility Truck	3.5	\$ 18.00	\$ 63.00	
06/22	5925 FM 521	Swept building and collected trash throughout facility.	Foreman	1.0	\$ 35.00	\$ 35.00	\$ 53.00
			Utility Truck	1.0	\$ 18.00	\$ 18.00	
06/22	5925 FM 521	Cleaned around manholes.	Foreman	1.5	\$ 35.00	\$ 52.50	\$ 79.50
			Utility Truck	1.5	\$ 18.00	\$ 27.00	
06/22	5925 FM 521	Pulled rags from aeration basin.	Foreman	1.0	\$ 35.00	\$ 35.00	\$ 96.00
			Laborer	1.0	\$ 25.00	\$ 25.00	
			Utility Truck	2.0	\$ 18.00	\$ 36.00	
06/23	5925 FM 521	Pulled rags from stilling well.	Foreman	1.0	\$ 35.00	\$ 35.00	\$ 53.00
			Utility Truck	1.0	\$ 18.00	\$ 18.00	
06/23	5925 FM 521	Responded to auto dialer call out regarding power failure; upon arrival, found power restored. Reset auto dialer.	Foreman	1.0	\$ 35.00	\$ 35.00	\$ 53.00
			Utility Truck	1.0	\$ 18.00	\$ 18.00	
06/24	5925 FM 521	Pulled rags from aeration basin and collected trash throughout facility.	Foreman	1.5	\$ 35.00	\$ 52.50	\$ 166.50
			Supervisor	1.5	\$ 40.00	\$ 60.00	
			Utility Truck	3.0	\$ 18.00	\$ 54.00	
06/25	5925 FM 521	Pulled rags from stilling well.	Foreman	1.0	\$ 35.00	\$ 35.00	\$ 53.00
			Utility Truck	1.0	\$ 18.00	\$ 18.00	
06/25	5925 FM 521	Pulled raw sample from facility headworks.	Foreman	1.5	\$ 35.00	\$ 52.50	\$ 195.50
			Supervisor	2.0	\$ 40.00	\$ 80.00	
			Utility Truck	3.5	\$ 18.00	\$ 63.00	

Date	Service Location	Work Description	Material/Labor Cost				Job Total
			Labor/Equip	Qty	Rate	Amount	
06/26	5925 FM 521	Cleaned contact chamber.	Foreman	1.0	\$ 35.00	\$ 35.00	\$ 140.00
			Supervisor	1.5	\$ 40.00	\$ 60.00	
			Utility Truck	2.5	\$ 18.00	\$ 45.00	
06/26	5925 FM 521	Cleaned around manhole.	Foreman	1.0	\$ 35.00	\$ 35.00	\$ 53.00
			Utility Truck	1.0	\$ 18.00	\$ 18.00	
06/28	5925 FM 521	Pulled raw sample from facility headworks.	Foreman-OT	1.5	\$ 52.50	\$ 78.75	\$ 222.75
			Supervisor-OT	1.5	\$ 60.00	\$ 90.00	
			Utility Truck	3.0	\$ 18.00	\$ 54.00	
06/29	5925 FM 521	Pulled rags from aeration basin.	Foreman	1.0	\$ 35.00	\$ 35.00	\$ 53.00
			Utility Truck	1.0	\$ 18.00	\$ 18.00	
06/30	5925 FM 521	Responded to auto dialer call out regarding power failure; upon arrival, found power restored. Reset auto dialer.	Foreman	1.0	\$ 35.00	\$ 35.00	\$ 53.00
			Utility Truck	1.0	\$ 18.00	\$ 18.00	
06/30	5925 FM 521	Cleaned around manholes.	Foreman	1.0	\$ 35.00	\$ 35.00	\$ 53.00
			Utility Truck	1.0	\$ 18.00	\$ 18.00	
06/30	5925 FM 521	Pulled rags from aeration basin.	Foreman	1.0	\$ 35.00	\$ 35.00	\$ 53.00
			Utility Truck	1.0	\$ 18.00	\$ 18.00	
07/01	5925 FM 521	Greased blowers and changed filters.	Foreman	1.0	\$ 35.00	\$ 35.00	\$ 169.00
			Supervisor	2.0	\$ 40.00	\$ 80.00	
			Utility Truck	3.0	\$ 18.00	\$ 54.00	
07/01	5925 FM 521	Troubleshoot issue with tripped bar screen; reset and restored to proper operations.	Foreman	0.5	\$ 35.00	\$ 17.50	\$ 26.50
			Utility Truck	0.5	\$ 18.00	\$ 9.00	
				Total Wastewater Plant	\$6,123.36		

**MINUTES OF THE MEETING OF  
FORT BEND COUNTY FRESH WATER SUPPLY DISTRICT NO. 1**

July 16, 2020

**STATE OF TEXAS**

**COUNTY OF FORT BEND**

The Board of Supervisors (the "Board") of Fort Bend County Fresh Water Supply District No. 1 of Fort Bend County, Texas (the "District"), met in regular session, open to the public, on Thursday, July 16, 2020, at 6:00 p.m., via video and telephonic conference, as permitted by the March 16, 2020, Declaration by the Governor of the State of Texas which suspended certain provisions of Chapter 551, Texas Government Code. The roll was called of the members of the Board, to wit:

Paul Hamilton	President
Greg Fleck	Vice President
Calvin Casher	Secretary
Rodrigo Carreon	Assistant Secretary
Rosa Linda Medina	Assistant Secretary

All members of the Board were present, thus constituting a quorum.

Also present at the meeting were: Cindy Grimes with Municipal Accounts & Consulting, LP, the District's Bookkeeper ("MAC"); David Dybala with Jacobs Engineering Group, Inc. ("Jacobs"), the District's Engineer; Breah Campbell with Environmental Development Partners ("EDP"), the District's Operator; Dwayne Grigar with Fort Bend County Precinct No. 1; Kane Mudd with LJA Engineering, Inc.; Eugene Koh, a member of the public; and Michael R. Willis and Tamara Sharkey of Sanford Kuhl Hagan Kugle Parker Kahn LLP ("SK Law"), the District's Attorney.

Annie Lee, a member of the public, joined the meeting already in progress.

The meeting was called to order at 6:01 p.m. and the following business was transacted.

**1. HEAR FROM PUBLIC (MATTERS ON THE AGENDA)**

The Board recognized Eugene Koh, who addressed the Board concerning an agreement between himself and R Construction Company ("R Construction") for the use of his property at 4098 W. Davis Road for dirt disposal related to the District's contract with R Construction. Mr. Koh informed the Board that he and R Construction have a dispute, and described the dispute to the Board. The Board thanked Mr. Koh for the information, and noted the dispute concerning dirt disposal is between Mr. Koh and R Construction, so the District cannot enforce the terms of Mr. Koh's agreement with R Construction. Mr. Dybala stated he would contact R Construction about the dispute with Mr. Koh.

**2. OPERATOR'S REPORT/TERMINATION OF SERVICE**

Next the Board recognized Ms. Campbell, who submitted to and reviewed with the Board the Operator's Report, a copy of which is on file in the official records of the District.

### **A. Repairs to Water and Wastewater systems**

Ms. Campbell reported substantial system repairs and maintenance as follows:

- Installed residential taps and meters at seven locations;
- Completed booster pump piping repair, replaced the A/C unit, and completed annual generator PM for the water plant; and
- Repaired two fire hydrants.

Ms. Campbell informed the Board customers received notice on their bills the 2019 Consumer Confidence Report is posted to the website.

Ms. Campbell presented to the Board the costs for installation of reflective collars compared to reflective tape on the fire hydrants. The reflective tape would cost approximately \$14.38 per hydrant and the collars would cost approximately \$21.25 per hydrant initially, however the collars are removable and the tape would require reapplication after maintenance of the hydrant. Supervisor Medina requested additional information on the color scheme for the hydrants, and Ms. Campbell and Mr. Dybala discussed the color requirements of the applicable cities and the additional color codes indicating main sizes.

Ms. Campbell then reported a booster pump failed during a recent storm and, to avoid incurring additional rental pump costs, an emergency repair was performed. Ms. Campbell informed the Board an insurance claim for the pump is in process. Ms. Campbell requested the Board's approval of the repair costs of approximately \$36,000 plus rental pump costs.

### **B. Requests for Water Taps**

Ms. Campbell did not report any requests at this time.

### **C. Delinquent Water Accounts and Service Terminations**

Ms. Campbell provided a list of customers that received a delinquent letter by mail and are subject to disconnection of service. Ms. Campbell also presented a list of 8 accounts eligible for write-off, approximately \$4,250.70, for the Board's consideration.

In response to questions from Supervisors Fleck and Rodrigo, Ms. Campbell discussed the repairs performed on several of the hydrants in the District.

Upon a motion duly made by Supervisor Fleck, seconded by Supervisor Casher, and after full discussion, the Board voted unanimously to approve (1) the Operator's Report; (2) the booster pump emergency repair costs of approximately \$36,000 plus rental pump costs; (3) the installation of reflective hydrant collars for approximately \$21.25 per hydrant; and (iv) the termination list and account write-offs.

At this time, Ms. Campbell left the meeting.

## **3. STEWART HEIGHTS DEVELOPMENT DRAINAGE PLAN**

The Board next recognized Mr. Mudd, who presented to the Board the land plan for the Lakes of Savannah subdivision and discussed the planned drainage improvements and potential impact on drainage in the area. Mr. Mudd discussed the process for drainage plan approval with Fort Bend County and Brazoria County, and the Lakes of Savannah is designed with large drainage reserves and channels to

handle the outflow from Televue Terrace and Ridgewood when water levels exceed the capacity of the existing drainage system.

At this time, Mr. Mudd left the meeting.

#### **4. BOOKKEEPER'S REPORT**

The Board then considered the Bookkeeper's Report presented by Ms. Grimes, a copy of which is on file in the official records of the District, and the invoices and checks presented for payment as follows:

##### **A. Approval of Bills.**

The Board reviewed the bills presented for payment.

##### **B. Review Investment Report.**

The Board reviewed the investment report.

##### **C. Review Collateral Pledge Report.**

The Board reviewed the Collateral Pledge report.

Ms. Grimes noted there are additional capital outlays for Fresno Gardens Wastewater Collection System and recommended the Board amend the budget to reflect the additional expenses of approximately \$1,453,857.

Upon motion duly made by Supervisor Hamilton, seconded by Supervisor Fleck, and after full discussion, the Board voted unanimously to approve (i) the Bookkeeper's Report and authorize the payment of the checks and invoices listed therein and (ii) the amended budget.

#### **5. TAX REPORT**

Ms. Grimes then presented to the Board the Tax Report.

##### **A. Approval of Tax Write-Offs**

The Board then considered the tax account write-offs recommended by the Fort Bend County Tax Assessor/Collector presented by Mr. Willis, a copy of which is on file in the official records of the District.

Upon motion duly made by Supervisor Casher, seconded by Supervisor Carreon, the Board voted unanimously to approve (i) the Tax Report, as presented, and (ii) the tax account write-offs.

#### **6. ENGINEER'S REPORT**

The Board recognized Mr. Dybala, who presented the Engineer's Report, a copy of which is on file in the official records of the District, as follows:

## **A. Status of Projects**

- Fresno Gardens North Subdivision Wastewater Collection System
  - Mr. Dybala anticipates project completion in July of 2020.
  - Completion of punch-list items is anticipated this week, after which Jacobs and TWBD will perform a final walkthrough. Mr. Dybala anticipates presenting closeout documents at the next meeting. Mr. Dybala informed the Board the owner of Quality Paint and Body did not have additional repair items for the Board's consideration.
  - Mr. Dybala presented to the Board for approval Invoice No. 7 from Geotest Engineering, Inc. ("Geotest") in the amount of \$1,270.75, and recommended approval.
- Fresno Gardens North Subdivision Wastewater Plumbing Contract
  - The project is currently being advertised in the Houston Chronicle and the pre-bid is scheduled for next week. Mr. Dybala requested the Board authorize a supervisor to approve the award of the bid after the bid opening meeting so contracts can be prepared prior to the next Board meeting. The Board nominated Supervisor Hamilton to award the winning bid.
  - Mr. Dybala anticipates:
    - 1<sup>st</sup> Advertisement – July 9, 2020
    - 2<sup>nd</sup> Advertisement – July 16, 2020
    - Pre-bid meeting – July 21, 2020
    - Bid Opening meeting – July 30, 2020
    - Contract and Geotest Proposal Execution – August 20, 2020
    - Construction – August/September 2020 to December 2020/January 2021
  - Mr. Dybala informed the Board he again contacted Mr. Kevin Murray, as discussed at previous meetings, his properties would no longer be included in the project without a change order, but received no response.
- Gateway Acres Subdivision Wastewater Collection System
  - The construction project will be on hold until completion of Trammel Fresno Road widening project and securing a new loan.
  - Jacobs is completing the project construction drawings for agency review. Mr. Dybala informed the Board the CAD document is expected in July/August from Landtech, Inc. ("Landtech") for a detailed topographic survey, which is in progress, along Trammel Fresno Road, from approximately Jan St. to Kansas St. (approximately 1.25 miles long for the full ROW width).
- Fresno Ranchos Subdivision Wastewater Lift Station and Force Main
  - Jacobs is completing the construction drawings for agency review. Construction of the new project will be on hold until completion of Trammel Fresno Road widening project and securing a new loan.
  - The Landtech survey proposal discussed above will also be used for this project.
- Gateway Acres Subdivision Wastewater Plumbing Contract
  - Townhall meetings will be conducted once the public wastewater lines for this area are under construction.

- Water Plant #2
  - Final construction drawings are complete, and Jacobs has submitted them for final agency signatures and approvals. Once approved by TCEQ, the construction documents will be submitted for TWBD approval to advertise the project.
  - Jacobs anticipates approval in August of 2020 and then advertising for the project can commence.
  - District Estimated Water Connection Timeline (FBCFWSD#1 WP#1 Connection Capacity = 1,750)
    - o End of 2020=1,675
    - o End of 2021=1,750
    - o Anticipate completing District's WP#2 by end of 2021 or early 2022.

**B. Authorize Engineer to prepare plans and specifications for water and wastewater systems projects as necessary**

- The Board noted that no action was necessary at this time.

**C. Authorize solicitation/advertisement of bids for construction of water system and wastewater system projects as necessary**

- The Board noted that no action was necessary at this time.

**D. Report on status of project funding and take necessary action related thereto**

**1. Project One Year Warranty Expiration Dates**

- FM 521 Wastewater Extension warranty expires August 15, 2020.

**2. 2015 TWDB DFUND Loan**

- Jacobs anticipates using remaining funds for Water Plant No. 2 project.

**3. 4th TWBD DFUND Loan**

- Jacobs anticipates using remaining funds for Water Plant No. 2 project.

**4. 2020 TCEQ Loan**

- The anticipated loan amount is approximately \$10,450,000 and would fund the following projects: Gateway Acres Subdivision Wastewater Collection System, Fresno Ranchos Subdivision Lift Station and Force Main project, and certain costs related to the District's share of an Expansion of the City of Arcola (the "City" or "COA") Wastewater Treatment Plant.
- The bond application report is in process and Jacobs is currently waiting for additional information from COA.

**5. Fort Bend County CDBG Funds**

- Jacobs recommends applying for community development block grant funds once the Gateway Acres Subdivision Wastewater Plumbing project is underway.

**E. Projections for District Water and Wastewater Projects**

- Need to update information every January and July. Mr. Dybala presented the updated exhibits for the website and project display boards.



#### **F. Discuss Emergency Preparedness Plan**

- Jacobs and EDP will review the EPP in April of each year to determine if changes are necessary.

#### **G. Requests for Water and Sanitary Sewer Service**

- **Water Service**
  - Mr. Dybala reviewed the status of non-residential applications for water service, updates on applications in process, and pending connections. The application from St. Peters & St. Pauls Orthodox Church of Houston has been approved by Jacobs and EDP and Mr. Dybala requests the Board's approval.
- **Wastewater Service**
  - Mr. Dybala reviewed the status of non-residential applications for wastewater service and pending connections. Mr. Dybala informed the Board Stop N' Grubb (mobile food truck) is working with EDP on its application.

#### **H. Trammel Fresno Road Widening Project**

- EDP is preparing the final waterline adjustment list to present to the Board.

#### **I. Potential Emergency Water Interconnect with Brazoria County Municipal Utility District No. 21**

- Brazoria County Municipal Utility District No. 21 ("BC MUD 21") is interested in pursuing an interconnect once the District completes Water Plant No. 2 with a 50/50 cost split.

#### **J. Emergency Water Interconnect with Charleston Municipal Utility District**

- The proposed interconnect with Charleston Municipal Utility District ("Charleston MUD") is waiting for TCEQ approval. Jacobs received a copy of the final emergency interconnect agreement. A pre-construction meeting was reportedly conducted on March 17, 2020. Mr. Dybala spoke with COA consultants who informed him the project has not yet finished, but once it is complete, record drawings will be provided to the District.

#### **K. Consider Water Service to NalcoChampion**

- Mr. Dybala noted the customer was informed it can apply for District water service that can be used to fill water tanks for fire event use.

#### **L. Status of COA Water Plant**

- Mr. Dybala anticipates the City water plant to be complete by the end of 2021.

#### **M. Status of COA WWTP Expansion Project (0.675 mgd to 0.95 mgd)**

- The Board responded to the City stating the District's interest in participating in the proposed expansion and reserving a capacity of 100,000 gpd. As discussed at prior meetings, COA is finalizing the estimate and Jacobs will present the District's estimated share when the estimate is available.

#### **N. FM 521 Roadway Widening Project**

- Provided record drawings to Dannenbaum and a utility coordination meeting is expected in the coming months to discuss impact on District facilities.

#### **O. Water Plant No. 1 Inspection**

- Both hydropneumatics tanks require recoating of internal surfaces, a ground storage tank requires recoating, and some piping and equipment will need to be replaced per EDP's inspection report. A repair schedule and plan will be presented once final reports are received and the project is anticipated to begin in winter of 2020.

Upon motion made by Supervisor Casher, and seconded by Supervisor Fleck, and after full discussion, the Board voted unanimously to approve the (i) approve the Engineer's Report; (ii) approve Invoice No. 7 from Geotest in the amount of \$1,270.75; (iii) accept bids and award the Fresno Gardens North Subdivision Wastewater Plumbing Contract, subject to approval by Supervisor Hamilton; and (iv) approve the water service application for St Peters & St. Pauls Orthodox Church of Houston.

### **7. ATTORNEY'S REPORT**

The Board recognized Mr. Willis, who presented the Attorney's report as follows:

#### **A. Approval of Minutes**

The proposed minutes of the meeting held on June 18, 2020 was presented for approval.

Upon motion duly made by Supervisor Medina, seconded by Supervisor Fleck, the Board voted unanimously to approve the minutes of the meeting held on June 18, 2020, as presented.

#### **B. Discuss Regional Facilities Contract**

Mr. Willis noted the TCEQ inspection of the Regional Wastewater Treatment Plant, as discussed at previous meetings, is still being reviewed with the City of Arcola for a potential issue on ESFCs. Once resolved, Mr. Willis will update the Board.

#### **C. Discuss Purchases for District Business**

Consideration was then given to authorizing the District's purchase of tablets for the Supervisors' use for District business, as discussed at previous meetings. Supervisor Fleck presented an updated summary of costs involved and the merits of devices for use in District business, including possible devices (particularly tablets) and internet providers, as well as the costs of each. The consensus of the Board was to purchase five iPad Pros with warranties and service through AT&T at the sale price quoted, as well as keyboard and cases for the tablets.

Upon a motion made by Supervisor Casher, seconded by Supervisor Carreon, and after full discussion, the Board voted unanimously to approve the purchase of five iPad Pros with warranties and service through AT&T, as well as keyboard and cases for the tablets, in a total amount not to exceed \$6,500.

#### **8. REGIONAL PLANT COMMITTEE REPORT**

Supervisor Hamilton then presented the Regional Plant Committee Report.

Upon a motion made by Supervisor Fleck, seconded by Supervisor Medina, and after full discussion, the Board voted unanimously to approve the Regional Plant Committee Report.

#### **9. HEAR FROM THE PUBLIC.**

The Board recognized Mr. Koh who requested Mr. Dybala and Mr. Willis, during closeout for the Fresno Gardens North Wastewater Collection System, review the District's contracts with R Construction and see if there are any provisions that could prevent paying the reserved amounts until R Construction acts on the issues caused by the dirt disposal on Mr. Koh's property.

There being no further business to come before the Board, upon a motion duly made and seconded, the Board voted unanimously to adjourn.

**[THE REMAINDER OF THIS PAGE LEFT INTENTIONALLY BLANK.]**

PASSED, ADOPTED, and APPROVED this \_\_\_\_\_.

\_\_\_\_\_  
Secretary

[SEAL]

CERTIFICATE FOR RESOLUTION EVIDENCING REVIEW OF  
INVESTMENT POLICY AND INVESTMENT STRATEGIES FOR 2020

THE STATE OF TEXAS §  
COUNTY OF FORT BEND §  
FORT BEND COUNTY FRESHWATER SUPPLY DISTRICT NO. 1 §

We, the undersigned officers of the Board of Supervisors (the "Board") of Fort Bend County Fresh Water Supply District No. 1 (the "District"), hereby certify as follows:

1. The Board convened in regular session, open to the public, on August 20, 2020, via video conference pursuant to the March 16, 2020, Declaration by the Governor of the State of Texas, which allows governmental bodies to conduct meetings by telephone or video conference. The roll was called of the members of the Board, to-wit:

Paul Hamilton	President
Greg Fleck	Vice President
Calvin Casher	Secretary
Rodrigo Carreon	Assistant Secretary
Rosa Linda Medina	Assistant Secretary

All members of the Board were present except the following absentees: \_\_\_\_\_, thus constituting a quorum. Whereupon, among other business, the following was transacted at such meeting:

RESOLUTION EVIDENCING REVIEW OF  
INVESTMENT POLICY AND INVESTMENT STRATEGIES FOR 2020

was duly introduced for the consideration of the Board. It was then duly moved and seconded that such Resolution be adopted; and, after due discussion, such motion, carrying with it the adoption of said Resolution, prevailed and carried by the following vote:

AYES: \_\_\_\_\_ NOES: \_\_\_\_\_

2. A true, full, and correct copy of the aforesaid Resolution adopted at the meeting described in the above and foregoing paragraph is attached to and follows this Certificate; such Resolution has been duly recorded in said Board's minutes of such meeting; the above and foregoing paragraph is a true, full, and correct excerpt from the Board's minutes of such meeting pertaining to the adoption of such Resolution; the persons named in the above and foregoing paragraph are the duly chosen, qualified, and acting officers and members of the Board as indicated therein; each of the officers and members of the Board was duly and sufficiently notified officially and personally, in advance of the time, place, and purpose of such meeting and that such Resolution would be introduced and considered for adoption at such meeting and each of such officers and members consented, in advance, to the holding of such meeting for such purpose; such meeting was open to the public, as required by law, and public notice of the time, place and purpose of such meeting was given as required by V.T.C.A. Government Code, Chapter 551, as amended.

SIGNED AND SEALED this August 20, 2020.

\_\_\_\_\_  
Secretary, Board of Supervisors

\_\_\_\_\_  
President, Board of Supervisors

(SEAL)

RESOLUTION EVIDENCING REVIEW OF  
INVESTMENT POLICY AND INVESTMENT STRATEGIES

THE STATE OF TEXAS §

COUNTY OF FORT BEND §

FORT BEND COUNTY FRESHWATER SUPPLY DISTRICT NO. 1 §

WHEREAS, Section 2256.005 of the Public Funds Investment Act (the "Act") requires an investing entity to review its investment policy and investment strategies not less than annually, and to approve a resolution indicating that it has reviewed the investment policy and indicating any changes thereto;

WHEREAS, the Board of Supervisors (the "Board") of Fort Bend County Freshwater Supply District No. 1 (the "District") has conducted its annual review of its Investment Policy and Investment Strategies; and

WHEREAS, the Board of the District desires to evidence its review of the Investment Policy and Invest Strategies and to specify any change authorized thereto;

NOW, THEREFORE, BE IT RESOLVED BY THE BOARD OF DIRECTORS OF FORT BEND COUNTY FRESHWATER SUPPLY DISTRICT NO. 1 THAT:

I.

The Board hereby adopts the brokers listed in Exhibit "A," attached hereto as the brokers authorized to engage in investment transactions with the District.

II.

The Board of the District has conducted a review of the District's Investment Policy and Investment Strategies. The Board of the District hereby finds that its Investment Policy and Investment Strategies are in compliance with the investment objectives of the District and that no changes are necessary at this time to the Investment Policy and the Investment Strategies.

III.

The President or any Vice President are authorized to execute, and the Secretary or any Assistant Secretary are authorized to attest this Resolution on behalf of the Board of the District and to do any and all things necessary to carry out the intent hereof.

Passed this August 20, 2020.

ATTEST:

/s/Paul Hamilton

President, Board of Supervisors

/s/ Calvin Casher

Secretary, Board of Supervisors



August 20, 2020

President and Board of Directors  
Fort Bend County Fresh Water Supply District No. 1  
Fort Bend County, Texas

Re: Levy of 2020 Tax Rate

Dear Board Members:

The Fort Bend Central Appraisal District has recently certified the 2020 value for your district at \$412,931,570 and an additional \$14,635,881 remains uncertified. The uncertified value listed represents 80% of the uncertified value under review and is the estimated minimum amount of value that will be ultimately certified by the Fort Bend Central Appraisal District. For the 2020 tax year, the District was classified as a Developing District for the purposes of determining the rollback tax rate. Last year, the District's value was certified at \$361,731,015 and the Board of Directors levied a total tax rate of \$1.00 per \$100 of assessed valuation. The tax rate was composed of a maintenance tax rate of \$0.43 per \$100 of assessed valuation and a debt service tax rate of \$0.57 per \$100 of assessed valuation. For illustration purposes, we have enclosed the cash flow analysis based upon our 2020 recommended debt service tax rate. This analysis is based upon the following assumptions:

- 1) A 2020 net taxable value of \$427,567,451 (an increase of approximately 18.20%);
- 2) 95% tax collections;
- 3) No growth beyond January 1, 2020;
- 4) Debt Service Fund balance of \$3,304,074 as of May 21, 2020;
- 5) Interest earnings of 1.00% on surplus funds; and
- 6) Adequate ending debt service coverage balances.

Based on this analysis, we are recommending the Board of Directors consider levying a 2020 total tax rate of \$1.00 per \$100 of assessed valuation composed of a maintenance tax rate of \$0.41 per \$100 of assessed valuation and a debt service tax rate of \$0.59 per \$100 of assessed valuation.

Sincerely,  
Robert W. Baird & Co. Incorporated

A handwritten signature in black ink, appearing to read "D. Smalling".

David Smalling  
Director

Enclosure(s)

Fort Bend County Fresh Water Supply District No. 1  
2020 Debt Service Tax Rate Analysis

Year Ending 12/31	Beginning Fund Balance as of 05/21/2020	Fund Interest Earnings @ 1.000%	Other Income 1	Other Income 2	Prior Year Taxable AV	AV Growth Percentage	Tax Rate / \$100 of Assessed Value	Tax Collections @ 95.00%	Total Funds Available	Current Debt Service	Proposed Debt Service Series 2021	Total Debt Service	Ending Balance	Debt Service Coverage %
2020	3,304,074	20,222			361,731,015			-	3,324,295	1,594,344		1,594,344	1,729,951	71.862%
2021	1,729,951	17,300			427,567,451	18.200%	0.590000	2,396,516	4,143,767	2,130,980	276,344	2,407,324	1,736,442	67.418%
2022	1,736,442	17,364			427,567,451		0.590000	2,396,516	4,150,322	2,131,529	444,125	2,575,654	1,574,669	60.967%
2023	1,574,669	15,747			427,567,451		0.590000	2,396,516	3,986,931	2,138,707	444,125	2,582,832	1,404,099	54.582%
2024	1,404,099	14,041			427,567,451		0.590000	2,396,516	3,814,656	2,128,342	444,125	2,572,467	1,242,189	48.225%
2025	1,242,189	12,422			427,567,451		0.590000	2,396,516	3,651,126	2,131,677	444,125	2,575,802	1,075,325	41.682%
2026	1,075,325	10,753			427,567,451		0.590000	2,396,516	3,482,594	2,135,736	444,125	2,579,861	902,733	34.939%
2027	902,733	9,027			427,567,451		0.590000	2,396,516	3,308,276	2,139,623	444,125	2,583,748	724,528	33.382%
2028	724,528	7,245			427,567,451		0.590000	2,396,516	3,128,288	1,686,273	484,125	2,170,398	957,890	44.120%
2029	957,890	9,579			427,567,451		0.590000	2,396,516	3,363,985	1,683,686	487,425	2,171,111	1,192,874	55.025%
2030	1,192,874	11,929			427,567,451		0.590000	2,396,516	3,601,318	1,682,366	485,513	2,167,879	1,433,439	66.118%
2031	1,433,439	14,334			427,567,451		0.590000	2,396,516	3,844,289	1,664,388	503,600	2,167,988	1,676,302	77.254%
2032	1,676,302	16,763			427,567,451		0.590000	2,396,516	4,089,580	1,659,013	510,838	2,169,850	1,919,730	88.427%
2033	1,919,730	19,197			427,567,451		0.590000	2,396,516	4,335,443	1,648,322	522,650	2,170,972	2,164,471	99.795%
2034	2,164,471	21,645			427,567,451		0.590000	2,396,516	4,582,632	1,655,092	513,825	2,168,917	2,413,715	111.267%
2035	2,413,715	24,137			427,567,451		0.590000	2,396,516	4,834,368	1,654,085	515,213	2,169,297	2,665,071	122.953%
2036	2,665,071	26,651			427,567,451		0.590000	2,396,516	5,088,237	1,651,164	516,388	2,167,551	2,920,686	134.675%
2037	2,920,686	29,207			427,567,451		0.590000	2,396,516	5,346,408	1,651,341	517,350	2,168,691	3,177,717	146.267%
2038	3,177,717	31,777			427,567,451		0.590000	2,396,516	5,606,010	1,354,440	818,100	2,172,540	3,433,470	158.100%
2039	3,433,470	34,335			427,567,451		0.590000	2,396,516	5,864,320	855,824	1,315,888	2,171,712	3,692,609	170.031%
2040	3,692,609	36,926			427,567,451		0.590000	2,396,516	6,126,051	554,935	1,616,788	2,171,723	3,954,328	182.179%
2041	3,954,328	39,543			427,567,451		0.590000	2,396,516	6,390,387	557,341	1,613,238	2,170,579	4,219,808	194.348%
2042	4,219,808	42,198			427,567,451		0.590000	2,396,516	6,658,522	553,699	1,617,563	2,171,262	4,487,261	206.912%
2043	4,487,261	44,873			427,567,451		0.590000	2,396,516	6,928,649	554,344	1,614,338	2,168,682	4,759,967	219.568%
2044	4,759,967	47,600			427,567,451		0.590000	2,396,516	7,204,083	559,099	1,608,775	2,167,874	5,036,209	232.235%
2045	5,036,209	50,362			427,567,451		0.590000	2,396,516	7,483,086	552,705	1,615,875	2,168,580	5,314,506	5281.549%
2046	5,314,506	53,145			427,567,451		0.590000	2,396,516	7,764,167	100,624		100,624	7,663,543	7518.068%
2047	7,663,543	76,635			427,567,451		0.590000	2,396,516	10,136,694	101,935		101,935	10,034,759	10236.521%
2048	10,034,759	100,348			427,567,451		0.590000	2,396,516	12,531,622	98,029		98,029	12,433,593	12543.600%
2049	12,433,593	124,336			427,567,451		0.590000	2,396,516	14,954,444	99,123		99,123	14,855,321	0.000%
Totals		979,640	-	-			Average Tax Rate: 0.590000	69,498,951		39,108,762	19,818,582	58,927,344		

Maintenance taxes are levied at the discretion of the Board of Directors of the District. Should the Board determine that a maintenance tax is necessary, we estimate the following:			
2019 M&O Tax Rate	\$	0.43000	@ a 95.00% collections rate generated \$1,477,671.
Proposed 2020 M&O Tax Rate	\$	0.41000	@ a 95.00% collections rate generates \$1,665,375.
Parity M&O Tax Rate	\$	0.36380	@ a 95.00% collections rate generates \$1,477,716.
M&O Tax Rate to Balance Budget	\$	0.14000	@ a 95.00% collections rate generates \$568,665.
Maximum Authorized M&O Tax Rate	\$	0.50000	
Value of One Penny	\$	40,619	@ a 95.00% collections rate.
Last Year's Average Homestead Value	\$	108,384	
Last Year's Average Tax Bill	\$	1,084	
This Year's Average Homestead Value	\$	117,696	
This Year's Proposed Average Tax Bill	\$	1,177	
Percentage Change		8.59%	
Value of One Penny on This Year's Average Tax Bill	\$	12	
Proposed 2020 Total Tax Rate	\$	1.00000	
Parity Tax Rate	\$	0.92090	
Type of District	Developing District		
Total Rate to Avoid a Rollback Election	\$	0.99450	
2020 M&O Rollback Rate	\$	0.42760	@ a 95.00% collections rate generates \$1,736,864.