

**NOTICE OF MEETING
FORT BEND COUNTY FRESH WATER SUPPLY DISTRICT NO. 1
OF
FORT BEND COUNTY, TEXAS**

Notice is hereby given that the Board of Supervisors of **Fort Bend County Fresh Water Supply District No. 1** will meet in **regular** session, open to the public, at **6:00 p.m. on Thursday, September 17, 2020**. Due to concerns regarding the Coronavirus (COVID-19), the Board will conduct the meeting via video conference. The video conference meeting is authorized by the suspension of certain provisions of Chapter 551, Texas Government Code, as described below. Electronic copies of the meeting materials are available at www.fortbendwater1.com at such time as the meeting occurs or by contacting dlopez@sklaw.us.

To participate in the meeting using ZOOM, please use the following link:
<https://us02web.zoom.us/j/85452490088?pwd=aEtMM0grSGFISjNwVGJldEVqTTR0Zz09>

Meeting ID: 854 5249 0088
Passcode: 204147

To participate by audio only:
Phone Number: 346-248-7799
Meeting ID: 854 5249 0088
Passcode: 204147

At the meeting the following items will be considered:

1. Public hearing on proposed 2020 tax rate.

2. Adopt Order Setting Tax Rate.

3. Approve Amended Notice to Sellers and Purchasers.

4. Hear from public solely regarding matters on the agenda (limited to 3 minutes per person).

5. Review Bookkeeper's Report and consider taking action thereon, including:

A. Approval of bills submitted to the District for payment.

B. Review Investment Report and authorize necessary action in connection therewith.

C. Review Collateral Pledge Report and Investment Policy and authorize necessary action in connection therewith including any amendments or changes thereto.

6. Review Tax Assessor/Collector's Report and consider taking action thereon, including:

A. Approve write-offs as recommended by the Fort Bend County Tax Assessor/Collector.

7. Review Engineer's Report and consider taking action thereon, including:

A. Report on status of projects including: (i) wastewater service to Fresno Gardens North, Gateway Acres and Fresno Ranchos, and (ii) Water Plant No. 2, and take action related thereto, including authorize advertisement of bids, award of contracts, approval of pay estimates and change orders.

B. Authorize Engineer to prepare plans and specification for water and wastewater systems projects as necessary.

C. Authorize solicitation/advertisement of bids for construction of water system and wastewater system projects necessary.

D. Report on status of project funding, and take necessary action related thereto, including update on TCEQ Bond Application.

E. Consider and take action on requests for water and sanitary sewer service.

F. Update concerning status of non-residential connections.

G. Update concerning Trammel Fresno road widening project.

H. Update concerning emergency water interconnect with BC MUD 21.

I. Update concerning emergency water interconnect with Charleston MUD.

J. Update concerning water service to NalcoChampion.

K. Update of status of City of Arcola water plant.

L. Update on status of WWTP expansion.

M. Update concerning FM 521 road widening project.

N. Update concerning WP 1 inspection.

8. Review Operator's Report and consider taking action thereon, including:

A. Approval of repairs to water and wastewater systems.

B. Approval of requests for water taps.

C. Approval of water termination list.

9. Attorney's Report and consider taking action thereon, including.

A. Approval of minutes of meetings held on August 12, 2020 and August 20, 2020.


B. Discuss and take action on Regional Facilities Contract.

10. Regional Plant Committee Report and consider taking action thereon.

11. Hear from public.

Pursuant to the March 16, 2020, Declaration by the Governor of the State of Texas, certain requirements of Chapter 551, Texas Government Code, have been suspended in response to the Coronavirus (COVID-19) disaster. This action allows governmental bodies to conduct meetings by telephone or video conference to advance the public health goal of limiting face-to face meetings (also called “social distancing”) to slow the spread of the Coronavirus (COVID-19).

**FORT BEND COUNTY FRESH WATER
SUPPLY DISTRICT NO. 1**


By Maria Salinas Parker
Sanford Kuhl Hagen Kuhl Parker Kohn LLP
Attorneys for the District

CERTIFICATE FOR ORDER SETTING TAX RATE
AND LEVYING TAX FOR 2020

THE STATE OF TEXAS §

COUNTY OF FORT BEND §

FORT BEND COUNTY FRESH WATER SUPPLY DISTRICT NO. 1 §

We, the undersigned officers of the Board of Supervisors (the "Board") of Fort Bend County Fresh Water Supply District No. 1 (the "District"), hereby certify as follows:

1. The Board convened in regular session, open to the public, on September 17, 2020, at the designated meeting place of the Board inside the boundaries of the District, and the roll was called of the members of the Board, to-wit:

Paul Hamilton	-	President
Greg Fleck	-	Vice President
Calvin Casher	-	Secretary
Rosa Linda Medina	-	Assistant Secretary
Rodrigo Carreon	-	Assistant Secretary

All members of the Board were present, except the following: _____ thus constituting a quorum. Whereupon, among other business, the following was transaction at such meeting:

ORDER SETTING TAX RATE AND LEVYING TAX FOR 2020

was duly introduced for the consideration of the Board. It was then duly moved and seconded that such Order be adopted; and, after due discussion, such motion, carrying with it the adoption of said Order, prevailed and carried by the following vote:

AYES: _____

NOES: _____

2. A true, full, and correct copy of the aforesaid Order adopted at the meeting described in the above and foregoing paragraph is attached to and follows this Certificate; such Order has been duly recorded in said Board's minutes of such meeting; the above and foregoing paragraph is a true, full, and correct excerpt from the Board's minutes of such meeting pertaining to the adoption of such Order; the persons named in the above and foregoing paragraph are the duly chosen, qualified, and acting officers and members of the Board as indicated therein; each of the officers and members of the Board was duly and sufficiently notified officially and personally, in advance of the time, place, and purpose of such meeting and that such Order would be introduced and considered for adoption at such meeting and each of such officers and members consented, in advance, to the holding of such meeting for such purpose; such meeting was open to the public, as required by law, and public notice of the time, place and purpose of such meeting was given as required by V.T.C.A., Government Code, Chapter 551, as amended.

SIGNED AND SEALED this September 17, 2020.

President, Board of Supervisors

Secretary, Board of Supervisors

ORDER SETTING TAX RATE AND LEVYING TAX FOR 2020

THE STATE OF TEXAS	§
COUNTY OF FORT BEND	§
FORT BEND COUNTY FRESH WATER SUPPLY DISTRICT NO. 1	§

WHEREAS, Fort Bend County Fresh Water Supply District No. 1 (the "District") has bonds outstanding which are payable in whole or in part from ad valorem taxes; and

WHEREAS, the order(s) authorizing said bonds contain provisions for the levy of taxes for the purposes of paying interest and principal on said bonds, while any part of said principal or interest remains outstanding and unpaid;

WHEREAS, the District is authorized to levy a tax for maintenance and operation purposes; and

WHEREAS, the tax rolls for the tax year of 2020 have been certified by the Fort Bend Central Appraisal District.

NOW, THEREFORE, BE IT ORDERED BY THE BOARD OF DIRECTORS OF FORT BEND COUNTY FRESH WATER SUPPLY DISTRICT NO. 1 THAT:

I.

There is hereby levied an ad valorem tax on all taxable property within the District for the 2020 tax year at the rate of (1) \$0.59 per \$100 assessed valuation to pay the debt service requirements on the obligations payable from the Debt Service Fund and (2) \$0.41 per \$100 assessed valuation for operating and maintenance purposes, for a total tax rate of \$1.00 per \$100 assessed valuation.

The District's Tax Assessor and Collector is authorized and instructed to proceed to collect the aforesaid taxes on the basis of this Order. Upon deposit of the tax receipts to the District's Tax Account, the Tax Assessor and Collector shall transfer to the District's Operating Fund the portion of the tax receipts that were collected to pay for operating and maintenance purposes. All other taxes collected, after deduction of the reasonable costs of levying, assessing and collecting the same shall be deposited into the District's Debt Service Fund and shall only be used for the purpose of paying principal and interest on the District's outstanding bonds.

The taxes levied hereby shall be delinquent after January 31, 2021.

This Order shall be effective from and after its adoptions.

II.

The President or Vice President is authorized to do all things necessary for execution of this Order; and the President or Vice President is further authorized to execute, and the Secretary or any Assistant Secretary to attest, this Order on behalf of the Board of Supervisors.

PASSED AND ADOPTED THIS September 17, 2020.

ATTEST:

/s/Paul Hamilton
President, Board of Supervisors

/s/ Calvin Casher
Secretary, Board of Supervisors

**AMENDMENT TO INFORMATION FORM
OF
FORT BEND COUNTY FRESH WATER SUPPLY DISTRICT NO. 1
OF FORT BEND COUNTY, TEXAS**

THE STATE OF TEXAS	§
COUNTY OF FORT BEND	§
FORT BEND COUNTY FRESH WATER SUPPLY DISTRICT NO. 1	§

Pursuant to V.T.C.A., Texas Water Code, Section 49.452 and 49.455 as amended, the Board of Supervisors of **Fort Bend County Fresh Water Supply District No. 1 (the "District")** hereby makes this Amendment to Notice to Sellers and Purchasers of Real Estate situated within the boundaries of the District. The only modifications in the original notice to be made by this amendment is a change in item number 9, as follows:

9. The form of the Notice to Purchasers is as follows:

"The real property, described below, that you are about to purchase is located in Fort Bend County Fresh Water Supply District No. 1. The District has taxing authority separate from any other taxing authority, and may, subject to voter approval, issue an unlimited amount of bonds and levy an unlimited rate of tax in payment of such bonds. As of this date, the rate of taxes levied by the District on real property located in the District is **\$1.00 on each \$100** of assessed valuation. The total amount of bonds, excluding refunding bonds and any bonds or any portion of bonds issued that are payable solely from revenues received or expected to be received under a contract with a governmental entity, approved by the voters and which have been or may, at this date, be issued, is **\$118,310,000**, and the aggregate initial principal amount of all bonds issued for one or more of the specified facilities of the District and payable in whole or in part from property taxes is **\$36,100,000**.

"The District has the authority to adopt and impose a standby fee on property in the District that has water or sanitary sewer facilities and services available but not connected and which does not have a house, building or other improvement located thereon and does not substantially utilize the utility capacity available to the property. The District may exercise the authority without holding an election on the matter. As of this date, the most recent amount of the standby fee is \$-0-. An unpaid standby fee is a personal obligation of the person that owned the property at the time of imposition and is secured by a lien on the property. Any person may request a certificate from the District stating the amount, if any, of unpaid standby fees on a tract of property in the District.

"The District is located in whole or in part in the extraterritorial jurisdiction of the Cities of Houston, Texas, Pearland, Texas and Arcola, Texas. By law, a district located in the extraterritorial jurisdiction of a municipality may be annexed if the municipality complies with the procedures and requirements of Chapter 43, Texas Local Government Code, as amended. When the District is annexed for full purposes, the District is dissolved."

"The purpose of this District is to provide water and sewer facilities and services within the District through the issuance of bonds payable in whole or in part from property taxes. The cost of these utility facilities is not included in the purchase price of your property, and these utility facilities are owned or to be owned by the District. The legal description of the property you are acquiring is as follows:

Date_____

Signature of Seller(s)

PURCHASER IS ADVISED THAT THE INFORMATION SHOWN ON THIS FORM IS SUBJECT TO CHANGE BY THE DISTRICT AT ANY TIME. THE DISTRICT ROUTINELY ESTABLISHES TAX RATES DURING THE MONTHS OF SEPTEMBER THROUGH DECEMBER OF EACH YEAR, EFFECTIVE FOR THE YEAR IN WHICH THE TAX RATES ARE APPROVED BY THE DISTRICT. PURCHASER IS ADVISED TO CONTACT THE DISTRICT TO DETERMINE THE STATUS OF ANY CURRENT OR PROPOSED CHANGES TO THE INFORMATION SHOWN ON THIS FORM.

"The undersigned purchaser hereby acknowledges receipt of the foregoing at or prior to execution of a binding contract for the purchase of the real property described in such notice or at closing of purchase of the real property.

Date_____Signature of Purchaser(s)

"(Note: Correct District name, tax rate, bond amounts, and legal description are to be placed in the appropriate space). Except for notices included as an addendum or paragraph of a purchase contract, the notice shall be executed by the seller and purchaser, as indicated. If the District does not propose to provide one or more of the specified facilities and services, the appropriate purpose may be eliminated. If the District has not yet levied taxes, a statement of the District's most recent projected rate of tax is to be placed in the appropriate space. If the District does not have approval from the commission to adopt and impose a standby fee, the second paragraph of the notice may be deleted. For the purposes of the notice form required to be given to the prospective purchaser prior to execution of a binding contract of sale and purchase, a seller and any agent, representative or person acting on the seller's behalf may modify the notice by substitution of the words 'January 1, 20__' for the words 'his date' and place the correct calendar year in the appropriate space."

We, the undersigned, being duly chosen members of **Fort Bend County Fresh Water Supply District No. 1**, each for himself/herself, affirm and declare that the above is true and correct to the best of our knowledge and belief.

EXECUTED THIS _____.

Paul Hamilton, President

Greg Fleck, Vice President

Calvin Casher, Secretary

Rosa Linda Medina, Assistant Secretary

Rodrigo Carreon, Supervisor

THE STATE OF TEXAS §
 §
COUNTY OF FORT BEND §

This instrument was affirmed and acknowledged before me on _____,
by Rosa Linda Medina, Greg Fleck, Calvin Casher, Paul David Hamilton and Rodrigo Carreon, members of
the Board of Supervisors of **Fort Bend County Fresh Water Supply District No. 1**, in the capacity herein
stated.

(SEAL)

Notary Public in and for the
State of T E X A S

NOTICE TO SELLERS AND PURCHASERS

"The real property, described below, that you are about to purchase is located in Fort Bend County Fresh Water Supply District No. 1. The District has taxing authority separate from any other taxing authority, and may, subject to voter approval, issue an unlimited amount of bonds and levy an unlimited rate of tax in payment of such bonds. As of this date, the rate of taxes levied by the District on real property located in the District is **\$1.00 on each \$100** of assessed valuation. The total amount of bonds approved by the voters and which have been or may, at this date, be issued, is **\$118,310,000**, and the aggregate initial principal amount of all bonds issued for one or more of the specified facilities of the District and payable in whole or in part from property taxes is **\$36,100,000**.

"The District has the authority to adopt and impose a standby fee on property in the District that has water or sanitary sewer facilities and services available but not connected and which does not have a house, building or other improvement located thereon and does not substantially utilize the utility capacity available to the property. The District may exercise the authority without holding an election on the matter. As of this date, the most recent amount of the standby fee is \$-0-. An unpaid standby fee is a personal obligation of the person that owned the property at the time of imposition and is secured by a lien on the property. Any person may request a certificate from the District stating the amount, if any, of unpaid standby fees on a tract of property in the District.

"The District is located in whole or in part in the extraterritorial jurisdiction of the Cities of Houston, Texas, Pearland, Texas and Arcola, Texas. By law, a district located in the extraterritorial jurisdiction of a municipality may be annexed if the municipality complies with the procedures and requirements of Chapter 43, Texas Local Government Code, as amended. When the District is annexed for full purposes, the District is dissolved.

"The purpose of this District is to provide water and sewer facilities and services within the District through the issuance of bonds payable in whole or in part from property taxes. The cost of these utility facilities is not included in the purchase price of your property, and these utility facilities are owned or to be owned by the District. The legal description of the property you are acquiring is as follows:

Date

Signature of Seller(s)

PURCHASER IS ADVISED THAT THE INFORMATION SHOWN ON THIS FORM IS SUBJECT TO CHANGE BY THE DISTRICT AT ANY TIME. THE DISTRICT ROUTINELY ESTABLISHES TAX RATES DURING THE MONTHS OF SEPTEMBER THROUGH DECEMBER OF EACH YEAR, EFFECTIVE FOR THE YEAR IN WHICH THE TAX RATES ARE APPROVED BY THE DISTRICT. PURCHASER IS ADVISED TO CONTACT THE DISTRICT TO DETERMINE THE STATUS OF ANY CURRENT OR PROPOSED CHANGES TO THE INFORMATION SHOWN ON THIS FORM.

"The undersigned purchaser hereby acknowledges receipt of the foregoing at or prior to execution of a binding contract for the purchase of the real property described in such notice or at closing of purchase of the real property.

Date

Signature of Purchaser(s)

"(Note: Correct District name, tax rate, bond amounts, and legal description are to be placed in the appropriate space). Except for notices included as an addendum or paragraph of a purchase contract, the notice shall be executed by the seller and purchaser, as indicated. If the District does not propose to provide one or more of the specified facilities and services, the appropriate purpose may be eliminated. If the District has not yet levied taxes, a statement of the District's most recent projected rate of debt service tax is to be placed in the appropriate space. If the District does not have approval from the commission to adopt and impose a standby fee, the second paragraph of the notice may be deleted. For the purposes of the notice form required to be given to the prospective purchaser prior to execution of a binding contract of sale and purchase, a seller and any agent, representative or person acting on the seller's behalf may modify the notice by substitution of the words 'January 1, '20__' for the words 'his date' and place the correct calendar year in the appropriate space."

SANFORD KUHL HAGAN KUGLE PARKER KAHN LLP
ATTORNEYS AT LAW

1980 Post Oak Boulevard
Suite 1380
HOUSTON, TEXAS 77056
TELEPHONE (713) 850-9000
TELECOPIER (713) 850-1330

MARIA S. PARKER

parker@sklaw.us
DIRECT DIAL
(832)494-2945

September 17, 2020

Ms. Dianne Wilson
Fort Bend County Clerk
301 Jackson Street
Richmond, Texas 77469

Re: Fort Bend County Fresh Water Supply District No. 1

Dear Ms. Wilson:

Please file the attached Amendment to Notice to Purchasers and Sellers in the Official Records of Real Property of Fort Bend County, Texas. I have enclosed our firm check for the filing fee. Please return the recorded document to the undersigned.

Thank you for your assistance and please feel free to call with any questions.

Best Regards,

Maria Salinas Parker

SKLAW

SANFORD KUHL HAGAN KUGLE PARKER KAHN LLP
1980 Post Oak Boulevard
Suite 1380
Houston, Texas 77056
Direct Dial 832-494-2945
T: +1.713-850-9000
F: +1.713-850-1330
E: parker@sklaw.us
www.sklaw.us

Enclosure

SANFORD KUHL HAGAN KUGLE PARKER KAHN LLP

ATTORNEYS AT LAW

1980 Post Oak Boulevard

Suite 1380

HOUSTON, TEXAS 77056

TELEPHONE (713)850-9000

TELECOPIER (713) 850-1330

MARIA S. PARKER
parker@sklaw.us

DIRECT DIAL
(832)494-2945

September 17, 2020

CERTIFIED MAIL
RETURN RECEIPT REQUESTED

Ms. Tammy Staton
Fort Bend County Tax Assessor/Collector
301 Jackson Street
Richmond, Texas 77469

Re: Fort Bend County Fresh Water Supply District No. 1

Dear Tammy:

Enclosed is a Revised Notice to Purchasers for the captioned District. Please replace the form currently in your files with this revised form. Discard all old forms to eliminate any possibility of confusing the forms.

In addition, the following procedures should be followed in connection with any requests:

1. The Notice should be furnished in response to any oral or written request. In accordance with the amended provision, the information contained in the Notice is not to be given orally.
2. A fee of \$10.00 is to be charged for all requests; such fee must be paid prior to releasing the Notice. All checks should be made payable to the District.
3. Upon receipt of the \$10.00 fee, the Notice should be completed by dating the Notice in the appropriate blank.
4. After the Notice has been dated, it may be mailed or the person may pick it up at your office. If the District is requested to deliver the Notice, you may do so if the cost of delivery is included with the Notice fee.

If you have any questions concerning this matter, please contact me.

Best Regards,

Maria Salinas Parker

SKLAW

SANFORD KUHL HAGAN KUGLE PARKER KAHN LLP
1980 Post Oak Boulevard
Suite 1380
Houston, Texas 77056
Direct Dial 832-494-2945
T: +1.713-850-9000
F: +1.713-850-1330
E: parker@sklaw.us
www.sklaw.us

SANFORD KUHL HAGAN KUGLE PARKER KAHN LLP
ATTORNEYS AT LAW

1980 Post Oak Boulevard
Suite 1380
HOUSTON, TEXAS 77056
TELEPHONE (713) 850-9000
TELECOPIER (713) 850-1330

MARIA S. PARKER

parker@sklaw.us
DIRECT DIAL
(832) 494-2945

September 17, 2020

Executive Director
Texas Commission on Environmental Quality
MC 152
P.O. Box 13087
Austin, Texas 78711-3087

Re: Fort Bend County Fresh Water Supply District No. 1

Gentlemen:

Pursuant to Section 49.455 of the Texas Water Code, as amended, I have enclosed for the TCEQ's files a copy of the Amendment of Notice to Sellers and Purchasers.

Please acknowledge receipt of said Notice by date stamping the enclosed copy of this letter, and return the same to me in the attached self-addressed stamped envelope.

If you should have any questions regarding this matter, please do not hesitate to contact me.

Best Regards,

Maria Salinas Parker
SKLaw
SANFORD KUHL HAGAN KUGLE PARKER KAHN LLP
1980 Post Oak Boulevard
Suite 1380
Houston, Texas 77056
Direct Dial 832-494-2945
T: +1.713-850-9000
F: +1.713-850-1330
E: parker@sklaw.us
www.sklaw.us



MUNICIPAL ACCOUNTS
& CONSULTING, L.P.

Fort Bend County Fresh Water Supply District No. 1

Bookkeeper's Report

September 17, 2020

Cash Flow Report - Checking Account

As of September 17, 2020

Num	Name	Memo	Amount	Balance
BALANCE AS OF 08/21/2020				\$54,446.38
Receipts				
	City of Arcola Joint Water Payment		20,000.00	
	Cadence Bank CD Interest		6,034.07	
	Interest Earned on Checking		18.08	
	Wire Transfer from Lockbox		125,113.36	
	Wire Transfer from Money Market		60,000.00	
Total Receipts				211,165.51
Disbursements				
5492	City of Arcola	Purchase Sewer Service (2 Months)	(15,384.48)	
5516	City of Arcola	Purchase Sewer Service (2 Months)	(19,454.37)	
5576	Hudson Energy Services, LLC	Utility Expense	(3,789.20)	
5577	North Fort Bend Water Authority	Pumpage Fees	(51,381.60)	
5581	Calvin Cashier	Fees of Office - 9/17/2020	(138.52)	
5582	Gregory Fleck	Fees of Office - 9/17/2020	(138.53)	
5583	Paul Hamilton	Fees of Office - 9/17/2020	(138.52)	
5584	Rosa Linda Medina	Fees of Office - 9/17/2020	(113.53)	
5585	Paul Hamilton	Fees of Office - WWTP Report	(138.53)	
5586	Josselin Benitez	Deposit Refund	(512.46)	
5587	Liz Ayerim Banda	Deposit Refund	(558.38)	
5588	Roney Jacob	Deposit Refund	(1,103.89)	
5589	Walter White	Deposit Refund	(69.62)	
5590	AOS Treatment Solutions, LLC	Maintenance & Repairs	(690.00)	
5591	AT&T	Telephone Expense	(311.54)	
5592	CDC Unlimited, LLC	Mowing Expense	(75.00)	
5593	City of Arcola	Purchase Sewer Expenses	(10,113.47)	
5594	DXI Industries, Inc.	Chemical Expense	(245.92)	
5595	Envirodyne Laboratories, Inc	Laboratory Fees	(80.00)	
5596	Environmental Development Partners	Maintenance & Operations	(57,239.96)	
5597	Fort Bend Central Appraisal District	Central Appraisal District Fees	(6,983.88)	
5598	Jacobs Engineering Group, Inc.	Engineering Fees	(19,779.84)	
5599	LanguageUSA Inc	Translation Services	(288.83)	
5600	Municipal Accounts & Consulting, LP	Bookkeeping Fees	(3,647.92)	
5601	Sanford Kuhl Hagan Kugle Parker Kahn LLP	Legal Fees	(14,805.25)	
5602	City of Arcola	Sewer Collections	(4,351.75)	
5603	North Fort Bend Water Authority	Pumpage Fees	0.00	
5604	Hudson Energy Services, LLC	Utility Expense	0.00	
ACH	Frontier Communications	Telephone Expense	(63.65)	
ACH	Frontier Communications	Telephone Expense	(68.39)	
Svc Chg	BBVA USA	Bank Service Charge	(18.00)	
Total Disbursements				(211,685.03)
BALANCE AS OF 09/17/2020				\$53,926.86

Cash Flow Report - Compass Lockbox Account

As of September 17, 2020

Num	Name	Memo	Amount	Balance
BALANCE AS OF 08/21/2020				\$431.35
Receipts				
	Interest Earned on Lockbox Checking		0.73	
	Accounts Receivable		98,164.02	
	Accounts Receivable		35,834.51	
Total Receipts				133,999.26
Disbursements				
Svc Chg	Fort Bend County FWSD No 1	Returned Check	(727.26)	
Wire	Fort Bend County FWSD No 1	Wire Transfer to Checking	(125,113.36)	
Total Disbursements				(125,840.62)
BALANCE AS OF 09/17/2020				\$8,589.99

Cash Flow Report - Checking Account

As of September 17, 2020

Num	Name	Memo	Amount	Balance
BALANCE AS OF 08/21/2020				\$100.00
Receipts				
	Interest Earned on Checking		0.01	
	Wire Transfer from DFund Money Market		6,750.00	
Total Receipts				6,750.01
Disbursements				
5026	Jacobs Engineering Group, Inc.	TWDB WP No. 2 Engineering Fees	(6,750.00)	
Svc Chg	Compass Bank	Bank Service Charge	(0.01)	
Total Disbursements				(6,750.01)
BALANCE AS OF 09/17/2020				\$100.00

Account Balances

As of September 17, 2020

Financial Institution (Acct Number)	Issue Date	Maturity Date	Interest Rate	Account Balance	Notes
Fund: Operating					
Certificates of Deposit					
SPIRIT OF TEXAS BANK (XXXX6670)	09/30/2019	09/29/2020	2.45 %	240,000.00	
BANCORPSOUTH (XXXX3088)	10/31/2019	10/30/2020	2.25 %	240,000.00	
VERITEX COMMUNITY BANK (XXXX0266)	11/26/2019	11/25/2020	1.80 %	240,000.00	
COMMUNITY BANK OF TX (XXXX1033)	01/02/2020	12/29/2020	2.00 %	240,000.00	
FRONTIER BANK (XXXX2246)	01/24/2020	01/23/2021	1.90 %	240,000.00	
LONE STAR BANK (XXXX2413)	02/25/2020	02/24/2021	1.98 %	240,000.00	
ALLEGIANCE BANK (XXXX0783)	04/29/2020	04/29/2021	0.85 %	240,000.00	
PIONEER BANK (XXXX2548)	05/28/2020	05/28/2021	0.99 %	240,000.00	
THIRD COAST BANK, SSB (XXXX6605)	05/30/2020	05/30/2021	0.75 %	240,000.00	
SOUTH STAR BANK (XXXX0172)	07/01/2020	06/30/2021	0.50 %	240,000.00	
TEXAS REGIONAL BANK (XXXX0879)	07/31/2020	07/31/2021	0.55 %	240,000.00	
Money Market Funds					
TEXAS CLASS (XXXX0002)	03/17/2020		0.26 %	3,120,746.35	
Checking Account(s)					
BBVA USA-CHECKING (XXXX3071)			0.10 %	8,589.99	Compass Lockbox
BBVA USA-CHECKING (XXXX0647)			0.10 %	53,926.86	Checking Account
Totals for Operating Fund:				\$5,823,263.20	
Fund: Capital Projects					
Money Market Funds					
BOK Financial (XXXX01-1)	12/31/2017		0.88 %	2,085,339.83	SR 2015 - DFund
TEXAS CLASS (XXXX0001)	03/17/2020		0.26 %	97,582.68	Dfund Surplus
Checking Account(s)					
BBVA USA-CHECKING (XXXX4829)			0.10 %	100.00	Checking Account
Totals for Capital Projects Fund:				\$2,183,022.51	
Fund: Debt Service					
Certificates of Deposit					
THIRD COAST BANK-DEBT (XXXX6589)	01/23/2020	01/22/2021	1.80 %	240,000.00	
COMMUNITY BANK OF TX-DEBT (XXXX3362)	02/27/2020	02/26/2021	1.75 %	240,000.00	
INDEPENDENT BANK-DEBT (XXXX0365)	02/27/2020	02/26/2021	1.65 %	240,000.00	
SOUTH STAR BANK-DEBT (XXXX0134)	02/27/2020	02/27/2021	1.75 %	240,000.00	
CENTRAL BANK (XXXX1000)	02/28/2020	02/27/2021	1.60 %	240,000.00	
FRONTIER BANK - DEBT (XXXX2126)	08/04/2020	08/04/2021	0.75 %	240,000.00	
BANCORPSOUTH - DEBT (XXXX9227)	08/05/2020	08/05/2021	0.70 %	240,000.00	
Money Market Funds					
BBVA USA-DEBT (XXXX5145)	12/31/2017		0.10 %	126,982.21	Tax
TEXAS CLASS (XXXX0004)	04/09/2020		0.26 %	82,705.44	
Totals for Debt Service Fund:				\$1,889,687.65	
Grand total for Fort Bend County Fresh Water Supply District No. 1:				\$9,895,973.36	

Fort Bend Fresh Water Supply District No. 1

Capital Projects Fund Breakdown

9/17/2020

Net Proceeds for All Bond Issues

Receipts

Series 2015 - Dfund	\$2,495,655.26
Series 2015 - Interest Earnings	50,909.80
Series 2019 - Bond Proceeds	1,745,000.00
Series 2019 - Interest Earnings	-

Disbursements

Series 2015 - DFund Disbursements (Attached)	(363,542.55)
Series 2019 - Disbursements (Attached)	(74,121.39)

Total Cash Balance	\$3,853,901.12
---------------------------	-----------------------

Balances by Account

Checking - Compass (Series 2015)	\$100.00
Series 2015 - Dfund - BOK	2,085,339.83
Series 2015 - Dfund - Texas Class	97,582.68
Series 2019 - Held by Escrow Agent	1,670,878.61

Total Cash Balance	\$3,853,901.12
---------------------------	-----------------------

Balances by Bond Series

Series 2015 - Dfund	\$2,183,022.51
Series 2019 - Bond Proceeds - Held by Escrow Agent	1,670,878.61

Total Cash Balance	\$3,853,901.12
---------------------------	-----------------------

Remaining Costs & Surplus

Series 2015 Dfund - Remaining Costs	\$2,131,469.94
Series 2019 - Remaining Costs - Held by Escrow Agent	1,670,878.61

Total Amount in Remaining Costs	\$3,802,348.55
--	-----------------------

Series 2015 DFund - Surplus & Interest	\$51,552.57
Series 2019 - Surplus & Interest	-

Total Surplus & Interest Balance	\$51,552.57
---	--------------------

Total Remaining Costs/Surplus	\$3,853,901.12
--------------------------------------	-----------------------

Fort Bend Fresh Water Supply No. 1
SERIES 2015 Dfund
COST COMPARISON

<u>CONSTRUCTION COSTS</u>	<u>USE OF PROCEEDS</u>	<u>ACTUAL COSTS</u>	<u>REMAINING COSTS</u>	<u>VARIANCE (OVER)/UNDER</u>
A. Construction Items				
1 Total Balance as of 09/30/2018		-	-	-
2 Water Plant No 2	\$1,979,022.01	-	\$1,979,022.01	-
3 Design Phase Engineering	271,500.00	272,252.07	(752.07)	-
4 Const Phase Engineering	48,000.00	-	48,000.00	-
5 Environmental Assessment	36,000.00	35,357.23	-	642.77
6 Construction Observation	81,500.00	-	81,500.00	-
7 Subsurface Utility Investigation	5,573.50	5,573.50	-	-
8 Surveying	32,060.00	23,360.00	8,700.00	-
9 Material Testing	15,000.00	-	15,000.00	-
10 GeoteclSeries 2015 - DFund Disburseme	10,500.00	10,500.00	-	-
11 Well Sitting Study	8,999.75	8,999.75	-	-
12 Potential Pollution Hazard Study	7,500.00	7,500.00	-	-
TOTAL CONSTRUCTION COSTS	<u>\$2,495,655.26</u>	<u>\$363,542.55</u>	<u>\$2,131,469.94</u>	<u>\$642.77</u>
TOTAL	<u><u>\$2,495,655.26</u></u>	<u><u>\$363,542.55</u></u>	<u><u>\$2,131,469.94</u></u>	<u><u>\$642.77</u></u>
Interest Earned				\$50,909.80
Total Surplus & Interest				\$51,552.57
Total Remaining Costs, Surplus, & Interest				\$2,183,022.51

Actual vs. Budget Comparison

July 2020

		July 2020			January 2020 - July 2020			Annual
		Actual	Budget	Over/(Under)	Actual	Budget	Over/(Under)	Budget
Revenues								
14110	Water - Customer Service Revenu	43,320	55,000	(11,680)	326,733	290,000	36,733	500,000
14112	Regional Water Authority Fees	36,576	37,400	(824)	245,416	197,200	48,216	340,000
14140	Connection Fees	627	625	2	6,066	4,375	1,691	7,500
14150	Tap Connections	5,700	4,167	1,533	82,300	29,167	53,133	50,000
14160	Service Application Fees	0	250	(250)	1,000	1,750	(750)	3,000
14210	Sewer - Customer Service Fee	18,206	12,500	5,706	106,596	87,500	19,096	150,000
14220	Inspection Fees	500	1,000	(500)	6,325	7,000	(675)	12,000
14310	Penalties & Interest	3,700	2,167	1,533	9,311	15,167	(5,856)	26,000
14330	Miscellaneous Income	1,429	83	1,346	18,165	583	17,581	1,000
14340	Delinquent Tax Attorney Fees	7,518	1,667	5,851	21,934	11,667	10,267	20,000
14350	Maintenance Tax Collections	25,919	25,000	919	1,201,103	1,201,000	103	1,525,767
14351	Penalty & Interest on Tax	5,313	2,917	2,396	34,815	20,417	14,399	35,000
14365	Interest Earned on Checking	27	63	(36)	325	438	(112)	750
14370	Interest Earned on Temp. Invest	1,270	5,000	(3,730)	60,711	35,000	25,711	60,000
14410	Water Plant Operations COA	15,324	12,500	2,824	114,745	87,500	27,245	150,000
14420	Arcola Capital Recovery	5,000	5,000	0	35,000	35,000	0	60,000
Total Revenues		170,427	165,338	5,090	2,270,545	2,023,762	246,783	2,941,017
Expenditures								
16105	Operator Expense	6,876	8,333	(1,458)	49,491	58,333	(8,842)	100,000
16110	Tap Connection Expense	7,988	3,333	4,654	51,252	23,333	27,919	40,000
16130	Maintenance & Repairs	19,121	20,833	(1,712)	185,756	145,833	39,923	250,000
16140	Chemicals	246	500	(254)	1,401	3,500	(2,099)	6,000
16150	Laboratory Expense	480	750	(270)	2,877	5,250	(2,373)	9,000
16160	Utilities	3,756	4,167	(411)	24,459	29,167	(4,708)	50,000
16210	Inspection Expense	100	1,667	(1,567)	3,573	11,667	(8,093)	20,000
16234	Water Authority Pumpage-COA	0	9,583	(9,583)	48,099	67,083	(18,985)	115,000
16235	Water Authority Pumpage Fees	51,382	35,417	15,965	275,679	247,917	27,762	425,000
16236	Arcola WWTP Expenses	15,696	20,833	(5,138)	58,817	145,833	(87,016)	250,000
16320	Tax Assessor/Collector Fees	0	2,000	(2,000)	10,565	14,000	(3,435)	24,000
16330	Legal Fees	10,685	16,667	(5,982)	80,660	116,667	(36,006)	200,000
16340	Auditing Fees	0	0	0	21,000	25,000	(4,000)	25,000
16350	Engineering Fees	24,991	25,000	(9)	195,077	175,000	20,077	300,000
16360	Delinquent Tax Attorney Expense	7,518	1,667	5,851	21,934	11,667	10,267	20,000
16370	Election Expense	660	600	60	7,935	8,000	(65)	8,000
16380	Permit Expense	0	0	0	0	0	0	6,000
16390	Telephone Expense	132	150	(18)	941	1,050	(109)	1,800
16410	Sales Tax Tracking	0	1,500	(1,500)	0	10,500	(10,500)	18,000
16430	Bookkeeping Fees	2,875	3,333	(458)	24,498	23,333	1,165	40,000
16455	SB 622 Publications	0	167	(167)	0	1,167	(1,167)	2,000
16460	Printing & Office Supplies	1,492	2,083	(591)	8,831	14,583	(5,752)	25,000
16480	Delivery Expense	28	125	(97)	401	875	(474)	1,500
16490	Website Services	0	167	(167)	252	1,167	(915)	2,000
16495	Dues & Subscriptions	0	58	(58)	0	408	(408)	700
16520	Postage	689	667	22	4,874	4,667	208	8,000
16530	Insurance & Surety Bond	0	1,000	(1,000)	0	7,000	(7,000)	12,000
16540	Travel Expense	0	417	(417)	177	2,917	(2,740)	5,000
16560	Miscellaneous Expense	3,363	542	2,821	10,507	3,792	6,716	6,500
16580	Bank Service Charge	62	200	(138)	414	1,400	(986)	2,400
16590	Seminar Expense	(661)	292	(952)	0	2,042	(2,042)	3,500
16600	Payroll Expenses	750	1,142	(392)	5,400	7,992	(2,592)	13,700
16620	Payroll Tax Expense	57	104	(47)	413	729	(316)	1,250
Total Expenditures		158,285	163,296	(5,011)	1,095,283	1,171,871	(76,588)	1,991,350

Actual vs. Budget Comparison

July 2020

			July 2020			January 2020 - July 2020			Annual
			Actual	Budget	Over/(Under)	Actual	Budget	Over/(Under)	Budget
Other Revenues									
15000	Prior Year Surplus		0	0	0	0	0	0	1,430,703
Total Other Revenues			0	0	0	0	0	0	1,430,703
Other Expenditures									
16630	Transfer to CPF		0	0	0	250,640	250,370	270	250,370
16750	Capital Outlay		0	0	0	24,060	24,600	(540)	250,000
16751	Cap Outlay - Fresno Garden WWCS		358,876	359,000	(124)	1,820,300	1,820,000	300	1,830,000
16752	Cap Out - Fresno Ranchos Proj		817	800	17	38,265	37,800	465	50,000
Total Other Expenditures			359,693	359,800	(107)	2,133,264	2,132,770	494	2,380,370
Excess Revenues (Expenditures)			(\$347,551)	(\$357,758)	\$10,208	(\$958,002)	(\$1,280,878)	\$322,876	\$0

Balance Sheet

As of July 31, 2020

Jul 31, 20

ASSETS

Current Assets

Checking/Savings

11100 · Cash in Bank

141,533

11110 · Compass Lockbox

431

Total Checking/Savings

141,964

Other Current Assets

11300 · Time Deposits

6,117,106

11500 · Accounts Receivable

279,001

11510 · A/R - Arcola Water

81,866

11515 · A/R Arcola - Capital Recovery

20,000

11520 · Maintenance Tax Receivable

286,233

11580 · Accrued Interest

36,738

11730 · Due From DSF

72,983

Total Other Current Assets

6,893,927

Total Current Assets

7,035,891

TOTAL ASSETS

7,035,891

LIABILITIES & EQUITY

Liabilities

Current Liabilities

Accounts Payable

12000 · Accounts Payable

538,334

Total Accounts Payable

538,334

Other Current Liabilities

12100 · Payroll Liabilities

140

12350 · Due To Volunteer Fire Dept

1,572

12610 · Customer Meter Deposits

101,759

12730 · Due To COA-Sewer Collections

6,592

12750 · Due To DSF

5,019

12770 · Unclaimed Property

465

12780 · Deferred Inflows Property Taxes

591,361

Total Other Current Liabilities

706,907

Total Current Liabilities

1,245,242

Total Liabilities

1,245,242

Equity

13010 · Unassigned Fund Balance

6,748,652

Net Income

(958,002)

Total Equity

5,790,650

TOTAL LIABILITIES & EQUITY

7,035,891

District Debt Service Payments

08/01/2020 - 12/31/2021

Paying Agent	Series	Date Due	Date Paid	Principal	Interest	Total Due
Debt Service Payment Due 08/15/2020						
Wells Fargo Bank, NA	2006A - WS&D	08/15/2020	08/14/2020	365,000.00	43,417.50	408,417.50
Wells Fargo Bank, NA	2008 - WS&D	08/15/2020	08/14/2020	220,000.00	10,092.50	230,092.50
Wells Fargo Bank, NA	2010 - WS&D	08/15/2020	08/14/2020	140,000.00	7,873.75	147,873.75
Wells Fargo Bank, NA	2010A - WS&D	08/15/2020	08/14/2020	30,000.00	0.00	30,000.00
Amegy Bank of Texas	2015 - WS&D	08/15/2020	08/14/2020	190,000.00	133,441.00	323,441.00
Amegy Bank of Texas	2016 - Refunding	08/15/2020	08/14/2020	175,000.00	61,900.00	236,900.00
Amegy Bank of Texas	2017 - Refunding	08/15/2020	08/14/2020	10,000.00	106,200.00	116,200.00
Bank of New York	2019 - WS&D	08/15/2020	08/14/2020	30,000.00	31,462.00	61,462.00
Amegy Bank of Texas	2020 - Refunding	08/15/2020	08/14/2020	0.00	39,956.94	39,956.94
Total Due 08/15/2020				1,160,000.00	434,343.69	1,594,343.69
Debt Service Payment Due 02/15/2021						
Wells Fargo Bank, NA	2006A - WS&D	02/15/2021		0.00	38,672.50	38,672.50
Wells Fargo Bank, NA	2008 - WS&D	02/15/2021		0.00	5,186.50	5,186.50
Wells Fargo Bank, NA	2010 - WS&D	02/15/2021		0.00	5,458.75	5,458.75
Amegy Bank of Texas	2015 - WS&D	02/15/2021		0.00	132,063.50	132,063.50
Amegy Bank of Texas	2016 - Refunding	02/15/2021		0.00	60,150.00	60,150.00
Amegy Bank of Texas	2017 - Refunding	02/15/2021		0.00	106,100.00	106,100.00
Bank of New York	2019 - WS&D	02/15/2021		0.00	31,202.50	31,202.50
Amegy Bank of Texas	2020 - Refunding	02/15/2021		0.00	69,156.25	69,156.25
Total Due 02/15/2021				0.00	447,990.00	447,990.00
Debt Service Payment Due 08/15/2021						
Wells Fargo Bank, NA	2006A - WS&D	08/15/2021		370,000.00	38,672.50	408,672.50
Wells Fargo Bank, NA	2008 - WS&D	08/15/2021		230,000.00	5,186.50	235,186.50
Wells Fargo Bank, NA	2010 - WS&D	08/15/2021		145,000.00	5,458.75	150,458.75
Wells Fargo Bank, NA	2010A - WS&D	08/15/2021		30,000.00	0.00	30,000.00
Amegy Bank of Texas	2015 - WS&D	08/15/2021		190,000.00	132,063.50	322,063.50
Amegy Bank of Texas	2016 - Refunding	08/15/2021		180,000.00	60,150.00	240,150.00
Amegy Bank of Texas	2017 - Refunding	08/15/2021		10,000.00	106,100.00	116,100.00
Bank of New York	2019 - WS&D	08/15/2021		40,000.00	31,202.50	71,202.50
Amegy Bank of Texas	2020 - Refunding	08/15/2021		40,000.00	69,156.25	109,156.25
Total Due 08/15/2021				1,235,000.00	447,990.00	1,682,990.00
District Total				\$2,395,000.00	\$1,330,323.69	\$3,725,323.69

Summary of Money Market Funds

08/21/2020 - 09/17/2020

Fund: Operating

Financial Institution: TEXAS CLASS

Account Number: XXXX0002 Date Opened: 03/17/2020 Current Interest Rate: 0.26%

Date	Description	Begin Balance	Cash Added	Cash Withdrawn	Int. Earned	End Balance
08/21/2020		3,237,106.34				
08/21/2020	To DSF MM - SR 2020R			(5,018.89)		
08/25/2020	To Checking			(370,000.00)		
08/31/2020	Int				838.31	
09/02/2020	From DSF BBVA MM - Tax Xfer		72,983.21			
09/02/2020	PSB CD XXXX0811 INTEREST		4,837.38			
09/02/2020	WT FROM PSB CD XXXX0811		240,000.00			
09/17/2020	To Checking			(60,000.00)		
Totals for Account XXXX0002:		\$3,237,106.34	\$317,820.59	(\$435,018.89)	\$838.31	\$3,120,746.35
Totals for Operating Fund:		\$3,237,106.34	\$317,820.59	(\$435,018.89)	\$838.31	\$3,120,746.35

Methods Used For Reporting Market Values

Certificates of Deposits: Face Value Plus Accrued Interest

11

Securities/Direct Government Obligations: Market Value Quoted by the Seller of the Security and Confirmed in Writting

Public Fund Investment Pool/MM Accounts: Balance = Book Value = Current Market

Summary of Money Market Funds

08/21/2020 - 09/17/2020

Fund: Capital Projects

Financial Institution: BOK Financial

Account Number: XXXX01-1 Date Opened: 12/31/2017 Current Interest Rate: 0.88%

Date	Description	Begin Balance	Cash Added	Cash Withdrawn	Int. Earned	End Balance
08/21/2020		2,085,322.18				
08/31/2020	Int				17.65	
Totals for Account XXXX01-1:		\$2,085,322.18			\$17.65	\$2,085,339.83

Financial Institution: TEXAS CLASS

Account Number: XXXX0001 Date Opened: 03/17/2020 Current Interest Rate: 0.26%

Date	Description	Begin Balance	Cash Added	Cash Withdrawn	Int. Earned	End Balance
08/21/2020		104,304.52				
08/31/2020	Int				28.16	
09/17/2020	To Checking			(6,750.00)		
Totals for Account XXXX0001:		\$104,304.52		(\$6,750.00)	\$28.16	\$97,582.68
Totals for Capital Projects Fund:		\$2,189,626.70		(\$6,750.00)	\$45.81	\$2,182,922.51

Methods Used For Reporting Market Values

Certificates of Deposits: Face Value Plus Accrued Interest

12

Securities/Direct Government Obligations: Market Value Quoted by the Seller of the Security and Confirmed in Writing

Public Fund Investment Pool/MM Accounts: Balance = Book Value = Current Market

Summary of Money Market Funds

08/21/2020 - 09/17/2020

Fund: Debt Service

Financial Institution: BBVA USA-DEBT

Account Number: XXXX5145 Date Opened: 12/31/2017 Current Interest Rate: 0.10%

Date	Description	Begin Balance	Cash Added	Cash Withdrawn	Int. Earned	End Balance
08/21/2020		171,603.05				
08/31/2020	Tax Collections 8/2020		28,362.37			
08/31/2020	Int				9.77	
08/31/2020	Service Charge			(9.77)		
09/02/2020	Xfer to GOF - 6/20-7/20 Tax			(72,983.21)		
Totals for Account XXXX5145:		\$171,603.05	\$28,362.37	(\$72,992.98)	\$9.77	\$126,982.21

Financial Institution: TEXAS CLASS

Account Number: XXXX0004 Date Opened: 04/09/2020 Current Interest Rate: 0.26%

Date	Description	Begin Balance	Cash Added	Cash Withdrawn	Int. Earned	End Balance
08/21/2020		78,403.13				
08/21/2020	From GOF MM - SR 2020R		5,018.89			
08/31/2020	Int				183.42	
09/08/2020	PAF WFB SERIES 2008			(500.00)		
09/08/2020	PAF AMEGY SERIES 2017R			(400.00)		
Totals for Account XXXX0004:		\$78,403.13	\$5,018.89	(\$900.00)	\$183.42	\$82,705.44
Totals for Debt Service Fund:		\$250,006.18	\$33,381.26	(\$73,892.98)	\$193.19	\$209,687.65

Methods Used For Reporting Market Values

Certificates of Deposits: Face Value Plus Accrued Interest

13

Securities/Direct Government Obligations: Market Value Quoted by the Seller of the Security and Confirmed in Writting

Public Fund Investment Pool/MM Accounts: Balance = Book Value = Current Market

FORT BEND FRESH WATER SUPPLY DISTRICT NO 1
TAX ANALYSIS FISCAL YEAR END 12/31/2020

TAX YEARS			TAX YEARS						
:------ 2019-----:-			:------ 2018-----:-						
PERCENTAGE	DSF 0.5700	M&O 0.4300	TOTAL 2019	DSF 0.5000	M&O 0.5000	TOTAL 2018	GRAND DSF	TOTAL MAINT	TOTAL
=====									
PRIOR YEAR	1,659,523.62	1,251,921.33	2,911,444.95			189,109.14			307,582.66
TAX LEVY 2019						0			0.00
COLLECTIONS:									
JAN 2020									
TAXES	1,113,546.20	840,043.63	1,953,589.83	6,733.87	6,733.86	13,467.73	1,123,086.03	849,555.47	1,972,641.50
PENALTY	0.00	0.00	0.00	1,604.68	1,604.68	3,209.36	2,799.30	2,774.29	5,573.59
							1,125,885.33	852,329.76	1,978,215.09
FEB 2020							=====	=====	=====
TAXES	171,078.47	129,059.19	300,137.66	8,761.52	8,761.51	17,523.03	242,258.52	172,588.75	414,851.95
PENALTY	5,398.66	4,072.68	9,471.34	996.79	996.79	1,993.58	10,493.97	7,081.69	17,570.98
							252,752.49	179,670.44	432,422.93
MARCH 2020							=====	=====	=====
TAXES	53,318.92	40,223.05	93,541.97	3,991.01	3,991.00	7,982.01	59,098.13	45,999.99	105,098.12
PENALTY	4,124.00	3,111.09	7,235.09	969.00	969.00	1,938.00	5,836.30	4,819.85	10,656.15
							64,934.43	50,819.84	115,754.27
APRIL 2020							=====	=====	=====
TAXES	23,142.33	17,458.25	40,600.58	1,411.94	1,411.94	2,823.88	24,996.45	19,310.09	44,306.54
PENALTY	2,061.03	1,554.81	3,615.84	340.46	340.45	680.91	2,580.77	2,070.96	4,651.73
							27,577.22	21,381.05	48,958.27
MAY 2020							=====	=====	=====
TAXES	61,377.10	46,302.03	107,679.13	3,294.04	3,294.04	6,588.08	66,716.74	51,612.05	118,328.79
PENALTY	7,046.37	5,315.69	12,362.06	905.06	905.05	1,810.11	8,879.91	7,121.52	16,001.43
							75,596.65	58,733.57	134,330.22
JUNE 2020							=====	=====	=====
TAXES	41,529.13	31,329.00	72,858.13	4,261.17	4,261.16	8,522.33	46,332.43	36,117.65	82,450.08
PENALTY	5,613.96	4,235.10	9,849.06	1,151.73	1,151.72	2,303.45	7,028.25	5,633.83	12,662.08
							53,360.68	41,751.48	95,112.16
JULY 2020							=====	=====	=====
TAXES	28,899.17	21,801.12	50,700.29	2,603.44	2,603.43	5,206.87	33,571.53	25,918.58	59,490.11
PENALTY	4,091.41	3,086.50	7,177.91	633.72	633.72	1,267.44	6,819.68	5,313.15	12,132.83
							40,391.21	31,231.73	71,622.94
AUG 2020							=====	=====	=====
TAXES	0.00	0.00	0.00	0.00	0.00	0.00	0.00	0.00	0.00
PENALTY	0.00	0.00	0.00	0.00	0.00	0.00	0.00	0.00	0.00
							0.00	0.00	0.00
SEPT 2020							=====	=====	=====
TAXES	0.00	0.00	0.00	0.00	0.00	0.00	0.00	0.00	0.00
PENALTY	0.00	0.00	0.00	0.00	0.00	0.00	0.00	0.00	0.00
							0.00	0.00	0.00
OCT 2020							=====	=====	=====
TAXES	0.00	0.00	0.00	0.00	0.00	0.00	0.00	0.00	0.00
PENALTY	0.00	0.00	0.00	0.00	0.00	0.00	0.00	0.00	0.00
							0.00	0.00	0.00
NOV 2020							=====	=====	=====
TAXES	0.00	0.00	0.00	0.00	0.00	0.00	0.00	0.00	0.00
PENALTY	0.00	0.00	0.00	0.00	0.00	0.00	0.00	0.00	0.00
							0.00	0.00	0.00
DEC 2020							=====	=====	=====
TAXES	0.00	0.00	0.00	0.00	0.00	0.00	0.00	0.00	0.00
PENALTY	0.00	0.00	0.00	0.00	0.00	0.00	0.00	0.00	0.00
							0.00	0.00	0.00
TOTALS	1,521,226.75	1,147,592.14	2,668,818.89	37,658.43	37,658.35	75,316.78	1,640,498.01	1,235,917.87	2,876,415.88
	=====	=====	=====	=====	=====	=====	=====	=====	=====
TAXES	1,492,891.32	1,126,216.27	2,619,107.59	31,056.99	31,056.94	62,113.93	1,596,059.83	1,201,102.58	2,797,162.41
PENALTY	28,335.43	21,375.87	49,711.30	6,601.44	6,601.41	13,202.85	44,438.18	34,815.29	79,253.47
TOTALS	1,521,226.75	1,147,592.14	2,668,818.89	37,658.43	37,658.35	75,316.78	1,640,498.01	1,235,917.87	2,876,415.88
	=====	=====	=====	=====	=====	=====	=====	=====	=====
ADJUSTMENTS			(1,519.92)			9,342.50			47,720.12
TAX									TOTAL TAX
DUE @	90.01%			95.28%					DUE
1/31/2020	164,792.33	126,025.11	290,817.44	68,168.86	68,168.85	136,337.71	370,941.61	286,232.93	657,174.54
=====									
TAX RATES	0.5700	0.4300	1.0000	0.5000	0.5000	1.0000			

Deferral Operating 2019	305,127.79
Deferral Debt 2019	404,472.61
Debt Collections CFY (Defer)	0.00
Operating Collections CFY (Defer)	0.00
Total DSF Collections	2,000,532.44
Total Op Collections	1,506,230.37
Total DSF Deferral	370,941.59
Total Op Deferral	286,232.93

Fort Bend County Fresh Water Supply District No. 1
Cash Flow Forecast

	<u>Dec-20</u>	<u>Dec-21</u>	<u>Dec-22</u>	<u>Dec-23</u>	<u>Dec-24</u>
Assessed Value	\$362,070,928	\$362,070,928	\$362,070,928	\$362,070,928	\$362,070,928
Maintenance Tax Rate	\$0.43	\$0.43	\$0.43	\$0.43	\$0.43
Maintenance Tax	\$1,525,767	\$1,525,767	\$1,525,767	\$1,525,767	\$1,525,767
% Change in Water Rate	3.00%	3.00%	3.00%	3.00%	3.00%
% Change in Sewer Rate	3.00%	3.00%	3.00%	3.00%	3.00%
% Change in NFBWA	10.00%	10.00%	10.00%	10.00%	10.00%
% Change in Expenses	5.00%	5.00%	5.00%	5.00%	5.00%
Beginning Cash Balance	\$6,619,970	\$5,019,637	\$5,447,499	\$3,804,575	\$4,586,576
<u>Revenues</u>					
Maintenance Tax	\$1,525,767	\$1,525,767	\$1,525,767	\$1,525,767	\$1,525,767
Water Revenue	500,000	515,000	530,450	546,364	562,754
Sewer Revenue	150,000	154,500	159,135	163,909	168,826
NFBWA Revenue	340,000	374,000	411,400	452,540	497,794
Additional Revenue	425,250	446,513	468,838	492,280	516,894
	<u>\$2,941,017</u>	<u>\$3,015,780</u>	<u>\$3,095,590</u>	<u>\$3,180,860</u>	<u>\$3,272,036</u>
<u>Expenses</u>					
NFBWA Expense	\$540,000	\$594,000	\$653,400	\$718,740	\$790,614
Other Expenses	1,451,350	1,523,918	1,600,113	1,680,119	1,764,125
	<u>\$1,991,350</u>	<u>\$2,117,918</u>	<u>\$2,253,513</u>	<u>\$2,398,859</u>	<u>\$2,554,739</u>
Net Surplus	\$949,667	\$897,862	\$842,077	\$782,001	\$717,297
<u>Other Revenues/Expenses</u>					
Transfer to CPF	\$250,370	\$0	\$0	\$0	\$0
Capital Outlay	\$250,000	\$50,000	\$50,000	\$50,000	\$50,000
Fresno Gardens WW Collection System	1,830,000	0	0	0	0
Fresno Gardens N. Sub WW Plumbing	400,000	0	0	0	0
Gateway Acres Sub. WW Collection System	0	230,000	0	0	0
Gateway Acres Sub. WW Plumbing	0	0	1,000,000	0	0
Fresno Ranchos Sub WW LS & FM	50,000	200,000	0	0	0
FN 521 WL Adjustment	0	0	800,000	0	0
Payment to COA for 500 ESFC in FW WP #1	0	0	635,000	0	0
WP #1 Rehab Work	20,000	20,000	0	0	0
Addtn of 3rd LP @ Tellevue Terrace LS	0	20,000	0	0	0
Emergency Interconnect w/ BC MUD 21	0	0	50,000	0	0
	<u>\$2,550,000</u>	<u>\$470,000</u>	<u>\$2,485,000</u>	<u>\$0</u>	<u>\$0</u>
Ending Cash Balance	<u><u>\$5,019,637</u></u>	<u><u>\$5,447,499</u></u>	<u><u>\$3,804,575</u></u>	<u><u>\$4,586,576</u></u>	<u><u>\$5,303,873</u></u>
Operating Reserve % of Exp (Ideal is at least 100%)	252.07%	257.21%	168.83%	191.20%	207.61%

Fort Bend County Fresh Water Supply District No. 1

2021 AWBD Mid-Winter Conference Friday, January 29 - Saturday, January 30, 2021 JW Marriott - Austin, TX

DIRECTOR		CONFERENCE REGISTRATION		ADVANCE	PRIOR CONFERENCE EXPENSES
Name	Attending	Online	Paid	Paid	Paid
Calvin Casher					Yes
Gregory Fleck					NA
Paul Hamilton					NA
Rosa Linda Medina					Yes
Rodrigo Carreon					NA

Note: Register on-line www.awbd-tx.org (For log in assistance, contact Taylor Cavnar: tcavnar@awbd-tx.org)

This page only confirms registration for the conference, not hotel registrations.

All hotel reservations are the sole responsibility of each attendee.

Your conference registration confirmation will contain a housing reservation request web link.

The link will require the registration number from your conference registration before you can reserve a room.

All requests for an advance of funds must be sent via email to the bookkeeper within 30 days of conference.

REGISTRATION DATES:

Early Registration:	Begins	09/02/20	\$310
Regular Registration:	Begins	10/01/20	\$360
Late Registration:	Begins	12/17/20	\$460

CANCELLATION POLICY:

All cancellations must be made in writing.

A \$50.00 administrative fee is assessed for each conference registration cancelled on or before 12/16/2020.

There will be no refunds after 12/16/2020.

All registrations are non-transferable.

HOUSING INFORMATION:

Hotel reservations are only available to attendees who are registered with AWBD-TX for the Conference.

If you have questions, please call Taylor Cavnar or Sara Albright at (281) 350-7090.



September 14, 2020

Board of Directors
Fort Bend County Freshwater Supply District #1
c/o Sanford Kuhl Hagan Kugle Parker Kahn LLP
1980 Post Oak Boulevard, Suite 1380
Houston, TX 77056

Re: Fort Bend County Freshwater Supply District #1 – September 2020 Board of Directors Meeting

Dear Board Members:

Following is the status report on Fort Bend County FWSD#1 No. 1 projects:

Agenda Item No. 7 – Engineer's Report:

(a) Report on status of projects:

- i) Fresno Gardens North Subdivision Wastewater Collection System
 - TWDB has approved completion of project...District Attorney to provide update on District providing final payment of \$350,967.28 to R Construction...**BOOKKEER IS NOT TO PROVIDE THIS FINAL PAYMENT TO THE CONTRACTOR UNTIL THE DISTRICT ATTORNEY STATES THAT IT IS ACCEPTABLE TO DO SO**
- ii) Fresno Gardens North Subdivision Wastewater Plumbing Contract (currently 68 properties included)
 - Pre-Construction meeting was conducted on September 3rd and the Notice-to-Proceed date, which starts contract time, was set for September 21st
 - Contractor currently working on submission of project submittals for review and approval...Contractor anticipates next week starting coordination with landowners in contract
 - Anticipate full completion of project December/January
- iii) Gateway Acres Subdivision Wastewater Collection System
 - Jacobs received the detailed topographic survey of the Trammel Fresno Road ROW from Landtech...new survey info will be utilized to complete this project and the Fresno Ranchos Subdivision LS and FM project...will be coordinating next month with District Bookkeeper regarding payment to Landtech for performing these services
 - The new District wastewater loan will need to be secured prior to starting construction of this project
- iv) Fresno Ranchos Subdivision Wastewater Lift Station and Force Main
 - Reference Gateway Acres Subdivision Wastewater Collection System status
- v) Gateway Acres Subdivision Wastewater Plumbing Contract
 - townhall meetings will be conducted once the public wastewater lines for this area are under construction
- vi) Water Plant #2
 - Waiting for TWDB's approval of the contract documents so project can be advertised for bidding, which we anticipate happening this month...request Board's approval to advertise project once TWDB approves contract documents
 - Anticipated Schedule:
 - o September 2020 – TWDB approval to advertise project
 - o September/October – December 2020 – Advertising, Awarding, and Contract Execution
 - o January 2021 – March 2022 - Construction
 - District Est. Water Conn. Timeline (FBCFWSD#1 WP#1 Conn. Capacity = 1,750)
 - End of 2020 = 1,675
 - End of 2021 = 1,750

(b) Authorize Engineer to Prepare Plans and Specifications for Water/Wastewater Projects

- no action items

(c) Report on status of project funding and take necessary action related thereto.

- Project One-Year Warranty Expiration Dates
 - Fresno Gardens N Sub WW Collection System...06/17/2021
- 2015 TWDB DFUND Loan...remaining funds will be used for the Water Plant No. 2 project
- 4th TWDB DFUND Loan (\$1.745M)...funds will be used to complete the Water Plant No. 2 project
- 2020 TCEQ Loan (estimated at \$10.45M) – loan will secure funds for the completion of a) Gateway Acres Sub WW Collection System project b) Fresno Ranchos Sub LS and FM project, and c) CoA WWTP Expansion project...efforts to complete bond application report have been placed on hold until needed information is provided from CoA Engineer...District Attorney to provide update regarding communications with CoA regarding WWTP Expansion...District may want to consider District Attorney preparing letter from District to CoA requesting an update regarding this matter
- FBC CDBG Funds...will apply once Gateway Acres Subdivision WW Plumbing project is underway...applications for funds are typically received in March of each year

(d) Projections for District Water and Wastewater Projects

- request Board approval to update information every January and July

(e) Discuss Emergency Preparedness Plan and take any necessary action related thereto

- review EPP in April each year to determine if any updates are required

(f) **Status of Non-Residential Applications for Water Service –**

Currently 43 Non-Residential Connections:	
4320 Doreen Avenue (Multi-Family Dwelling)	Interconnect with FBCMUD23
293 Teakwood Avenue (Multi-Family Dwelling)	La Fresno Food Mart
297 Teakwood Avenue (Multi-Family Dwelling)	Lou's Back Porch
Church of God of Prophecy	LT No Limits
Crossroad Market	Mustang Community Center
Dollar General	MVP Auto Parts (Domestic & FW)
Enriquez Tire Shop (East Palm)	New Quality Life Ministries (Church)
FBC Water Connection at Water Plant	New Quality Life Ministries (Restaurant)
First Baptist Church of Fresno (Domestic & FW)	Papa Nick's BBQ Kitchen – Mobile Food Truck
Fresno Market – FM521 (Domestic & Irrigation)	PMC International Tire Shop
Fresno Motor	Richard Martini-Rental Livestock Pasture
Fresno Mount Corinth Baptist Church	Robbins Nest for Children (Domestic & FW)
Fresno Volunteer Fire Department	St. James Knanaya Church – Fire Tap
F&R Tax	Swingby#3 Gas Station (Domestic & Irrigation)
Gulf Coast LP Gas Company	Teleview Terrace Subdivision Lift Station
HEFCO Enterprises	Tiny Toes Academy
Iglesia Bautista Del Calvario Church	Tire Shop at 1739A Trammel Fresno
Iglesia Principe De Paz Church	Valero Gas Station
Interconnect with City of Arcola	Welcome Foods

Connections Pending	
Stop N' Grubb (Mobile Food Truck at 3502 Jan Street)	
- EDP to provide update regarding connection...per EDP, tap letter provided to customer	
St. Peters & St. Pauls Orthodox Church of Houston (3114 Illinois St)	
- EDP to provide update regarding connection...per EDP, tap letter provided to customer	

Processing Application	
Fresno Food Mart (1293 Trammel Fresno Road)	
- received updated drawings from customer and provided additional comments for them to resolve on 09/12/19...original application date of 12/11/18...customer is still working with FBC Engineering and Drainage regarding their plans, including the approval of their on-site wastewater treatment system...customer anticipates full approval of these plans by the end of this year	
St. James Knanaya Church (Ave C)	
- waiting for customer to provide plumber's info	
Quality Paint and Body (Pecan Street)	
- waiting for customer to provide plumber's info	

Status of Non-Residential Applications for Wastewater Service –

Currently 9 Non-Residential Connections:	
4320 Doreen Avenue (Multi-Family Dwelling)	Fresno Volunteer Fire Department
293 Teakwood Avenue (Multi-Family Dwelling)	Mustang Comm Center (<i>minus field bathrooms</i>)
297 Teakwood Avenue (Multi-Family Dwelling)	New Quality Life Ministries (Church)
Church of God of Prophecy	New Quality Life Ministries (Restaurant)
First Baptist Church of Fresno	

Connections Pending	

Processing Application	
Quality Paint and Body (Pecan Street)	
- waiting for customer to provide plumber's info	

(g) Trammel Fresno Road Widening Project

- EDP is to provide to the Board a list, with costs, to make all remaining adjustments to the District's waterline as a result of the road widening project...update from EDP and DA regarding payment being received from roadway contractor as a result to them damaging District waterline

(h) Potential Emergency Water Interconnect with BCMUD21

- conducted phone conversation with LJA (Bill Ehler), engineer for BCMUD21, on December 2016 regarding potential emergency water interconnect between our districts
- possible location for interconnect would be at east end of Renfro Burford Road
- BCMUD21 would be interested in pursuing interconnect (50/50 cost split) once FBCFWS#1 completes its 2nd Water Plant

(i) Emergency Water Interconnect with Charleston MUD – Pre-construction meeting was supposedly conducted on March 17th...once project has been constructed, record drawings will be provided to the District

(j) Potential Water Service to NalcoChampion – informed customer that they can submit an application for District water service that can be used to assist them in filling their fire water tanks during a fire event...waiting for customer to submit application with fee

(k) Status of New CoA WP – CoA anticipates water plant being completed by end of 2021

(l) Status of CoA WWTP Expansion Project (increasing capacity from 0.675 MGD to 0.95 MGD) – District Attorney responded back to CoA the District's interest in taking part in the next expansion project with a capacity of 100,000 gpd...waiting for CoA to notify District of next step in process...District Attorney to provide update

(m) FM521 Roadway Widening Project – Provided record drawings to Michael Kaspar of Dannenbaum...supposedly a utility coordination meeting will be conducted in the next couple of months to discuss this project and its impact on our District facilities

(n) **WP#1 Inspection** – Request Board's approval for Jacobs to coordinate with the DA and EDP regarding a short form contract needed for performing the following work at the District's WP#1:

- Recoat internal surfaces of both HPTs
- Recoat sections of the internal surface (floor and portion of wall) for GST#1

It is recommended that these repairs should take place this winter.

Please let me know if you have any questions or comments.

Sincerely,

David C. Dybala, Jr., P.E.

District Engineer

713-855-1917

Board of Directors
Fort Bend County F.W.S.D. No. 1

Operator's Report for the September 170, 2020 Board Meeting

Substantial System Repairs and Maintenance

Distribution System	Installed residential taps & meters: 6 locations 2 3702 Louise St 425 Evergreen Unit B	\$ 2,922.62
Water Plant	Repaired water well motor	\$ 35,628.95
1502 Ave D	Performed exploratory excavation to verify leak	\$ 1,137.87

1. Fire Hydrant Flushing and Inspections – 516 hydrants

I was authorized at the July meeting to install hydrant collars for fire hydrants. This purchase and install are in process.

2. Water Plant Water Well Repair

I am requesting authorization to repair the water well at the water plant for an estimated cost of \$111,500.00. The cause of failure is a bearing issue which created a blockage eliminating the lubrication of the line shaft bearings. This water well has not been reworked in the past to our knowledge, original to the facility. We continue to coordinate with MDS to stay on interconnect service with Fort Bend MUD 23. An insurance claim has been filed.

3. NFBWA Notice of Intent to Raise Rates

Please see attached the notice received from the NFBWA informing the district of the intent to raise the pumpage fee and the surface water fee. The pumpage fee will be increasing from \$3.95 to \$4.25, and the surface water fee will be increasing from \$4.30 to \$4.60 per 1,000 gallons.

4. Delinquent Accounts and Service Terminations

Please see attached the list of customers that received delinquent letter by mail and are subject to disconnection of service.



August 27, 2020

TO: Utility Districts, the City of Fulshear, Texas, and Non-District/Non-City Well Owners Located Within the North Fort Bend Water Authority

FROM: North Fort Bend Water Authority (the "NFBWA")

RE: Notice of Preliminary 2021 Fees

This notice is being provided to assist well owners with their annual budgeting process. The NFBWA's Board of Directors anticipates increasing the Groundwater Reduction Plan Fee ("GRP Fee") to \$4.25 per 1,000 gallons of water pumped and the Surface Water Fee ("Surface Water Fee") to \$4.60 per 1,000 gallons of surface water received, which correspondingly increases the Imported Water Fee, **effective January 1, 2021**. These fees will be utilized to fund the cost of constructing, operating, and maintaining the Authority's current surface water supply system, as well as the capital costs associated with constructing the additional large-scale infrastructure projects needed to meet the Fort Bend Subsidence District's groundwater reduction requirements.

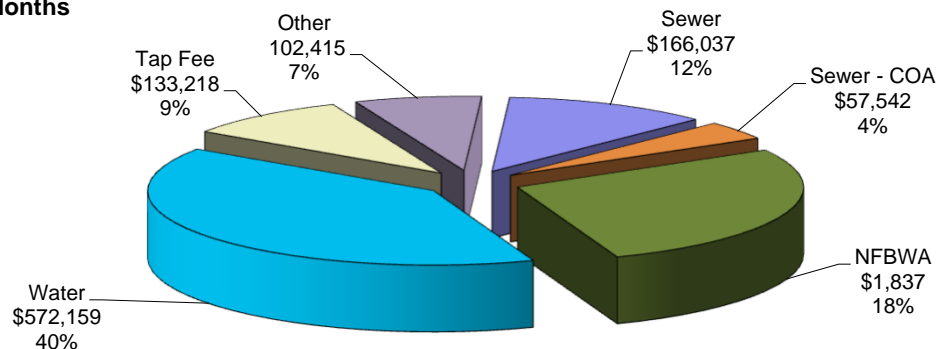
The NFBWA's 2021 budget will be adopted at the December, 2020 regular meeting of the Board of Directors, at which time a discussion of budget, water supply, and Groundwater Reduction Plan issues will take place. A notice of the meeting date and location for formal adoption of the GRP Fee and the Surface Water Fee will be distributed at a later date.

c/o Allen Boone Humphries Robinson LLP • 3200 Southwest Freeway, Suite 2600
Houston, TX 77027 • www.nfbwa.com • 713-860-6400 • 713-860-6401 Fax

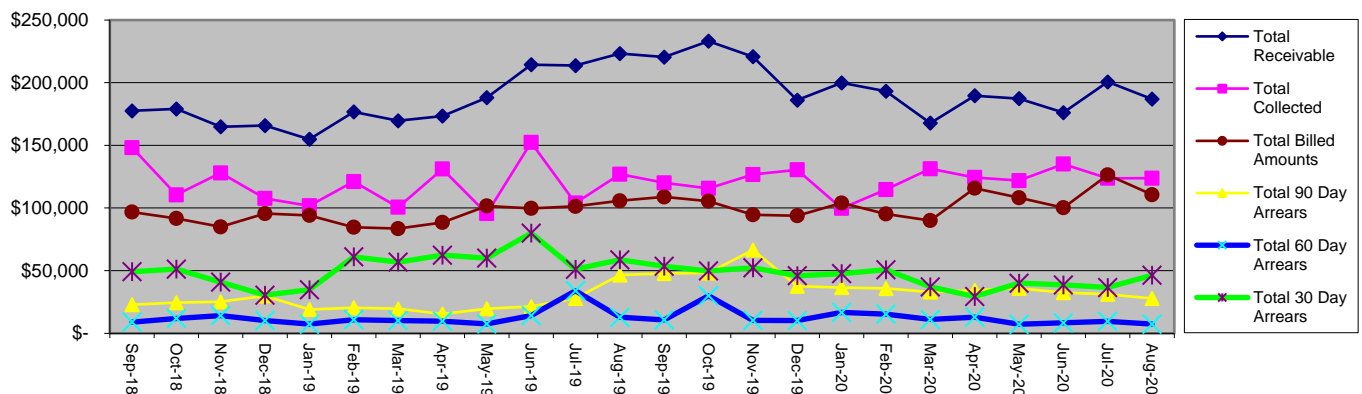
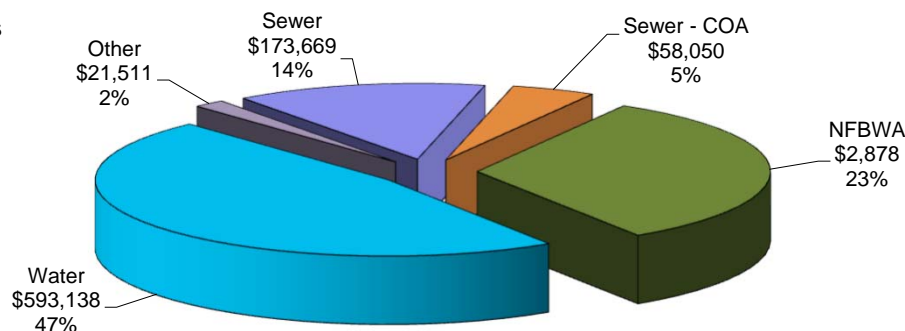
Fort Bend FWSD No. 1 Utility Billing Summary

	August 13, 2020	July 13, 2020	12 Months
Total Collected	\$ (123,779.30)	\$ (123,740.89)	\$ (1,467,604.15)
Total Billed	\$ 110,648.42	\$ 126,412.49	\$ 1,253,150.20
Tap Fees Received	\$ (6,425.86)	\$ (6,890.68)	\$ (133,217.60)
Total Aged Receivable	\$ 76,267.48	\$ 74,268.52	
Total Receivable	\$ 180,836.83	\$ 192,935.30	
Security Deposit Balance	\$ 101,759.00	\$ 100,912.00	\$ 86,983.70
NFBWA Fee Billed	\$ 37,006.08	\$ 43,697.51	\$ 406,782.39
NFBWA Fee to pay billing cycle	\$ 49,039.25	\$ 49,390.80	\$ 543,121.70
Water Sold (gallons)	8,834,000	10,431,000	99,652,900
Water Produced (gallons)	12,415,000	12,504,000	141,076,000
Residential Connections	1,024	1,028	
Avg per Residential Connection	5,593	6,617	

Collections, 12 Months



Billing, 12 Months



Fort Bend FWSD No. 1

Utility Billing Detail Report

	August 13, 2020	July 13, 2020	August 13, 2019
Beginning Date	07/21/20	06/20/20	07/17/19
Closing Date	08/18/20	07/20/20	08/16/19
No. of Days	28	30	30

Beginning Balance	\$ 192,935.30	\$ 170,240.62	\$ 210,035.95
--------------------------	----------------------	----------------------	----------------------

Adjustments			
Collection Fee Write Off	\$ (61.79)	\$ -	\$ -
Collections	\$ (3,925.50)	\$ 407.42	\$ (6,108.24)
Credit Refund	\$ 1,733.35	\$ 208.53	\$ 200.13
Deposits	\$ 1,881.45	\$ 5,411.00	\$ 5,401.00
Disconnection	\$ 500.00	\$ 1,750.00	\$ 900.00
Inseptions	\$ 450.00	\$ 725.00	\$ 1,175.00
Letter Fee	\$ 1,100.00	\$ 1,340.00	\$ -
NFBWA	\$ (180.17)	\$ 54.47	\$ 112.23
NSF Fee	\$ -	\$ 30.00	\$ 60.00
Penalty	\$ 3,704.36	\$ 2,616.04	\$ 3,299.07
Return Check	\$ -	\$ 132.65	\$ 260.65
Sewer	\$ (84.00)	\$ -	\$ 30.00
Tap Fee	\$ 5,700.00	\$ 9,100.00	\$ 22,075.00
Transfer	\$ 300.00	\$ 425.00	\$ 325.00
Unapplied	\$ (8,218.43)	\$ (545.43)	\$ (166.10)
Voluntary Fire Dept	\$ (403.41)	\$ (317.10)	\$ (417.11)
Water	\$ (240.00)	\$ 67.50	\$ 153.50
Well Permit Fee	\$ -	\$ -	\$ 200.00
Door Hanger Fee	\$ 460.00	\$ 1,020.00	\$ -
Total Adjustments	\$ 2,715.86	\$ 22,425.08	\$ 31,640.24

Collected Amounts			
Collections	\$ (263.41)	\$ (407.42)	\$ (455.00)
Deposits	\$ (2,330.45)	\$ (4,661.00)	\$ (5,205.70)
Disconnection	\$ (400.00)	\$ (1,300.00)	\$ (900.00)
Door Hanger Fee	\$ (503.42)	\$ (1,562.26)	\$ -
Grease Trap Inspection	\$ (50.01)	\$ (50.01)	\$ (16.67)
Inspections	\$ (325.00)	\$ (650.00)	\$ (990.70)
NFBWA	\$ (37,698.80)	\$ (34,643.55)	\$ (31,304.58)
NSF Fee	\$ (30.00)	\$ (30.00)	\$ (60.00)
Penalty	\$ (1,818.87)	\$ (382.04)	\$ (3,293.54)
Sewer	\$ (14,355.34)	\$ (13,561.77)	\$ (13,254.15)
Sewer - COA	\$ (4,351.75)	\$ (4,670.86)	\$ (4,195.69)
Tap Fee	\$ (6,425.86)	\$ (6,890.68)	\$ (17,435.53)
Transfer	\$ (300.00)	\$ (375.00)	\$ (272.00)
Voluntary Fire Dept	\$ (1,126.59)	\$ (1,201.28)	\$ (1,029.89)
Water	\$ (50,230.80)	\$ (48,867.86)	\$ (46,676.82)
Well Permit Fee	\$ -	\$ -	\$ (219.15)
Letter Fee	\$ (1,021.89)	\$ (1,925.39)	\$ -
Meter Rental	\$ (120.00)	\$ (240.00)	\$ (240.00)
Total Collected	\$ (121,352.19)	\$ (121,419.12)	\$ (125,709.45)
Overpayments	\$ (2,427.11)	\$ (2,321.77)	\$ (1,277.16)
Total Collected	\$ (123,779.30)	\$ (123,740.89)	\$ (126,986.61)

Deposits Applied	\$ (1,683.45)	\$ (2,402.00)	\$ (152.00)
-------------------------	----------------------	----------------------	--------------------

Billed Amounts			
Meter Rental	\$ 120.00	\$ 240.00	\$ 240.00
NFBWA	\$ 37,006.08	\$ 43,697.51	\$ 34,309.87
Sewer	\$ 15,344.00	\$ 17,039.50	\$ 13,952.00
Sewer - COA	\$ 4,878.00	\$ 4,878.00	\$ 4,752.00
Voluntary Fire Dept	\$ 1,572.00	\$ 1,573.00	\$ 1,488.00
Water	\$ 51,678.33	\$ 58,934.47	\$ 51,004.78
Grease Trap Inspection	\$ 50.01	\$ 50.01	\$ 33.34
Total Billed	\$ 110,648.42	\$ 126,412.49	\$ 105,779.99

Aged Receivable			
Total 90 Day Arrears	\$ 27,801.89	\$ 31,144.06	\$ 46,494.61
Total 60 Day Arrears	\$ 7,289.93	\$ 9,546.75	\$ 12,796.79
Total 30 Day Arrears	\$ 46,320.32	\$ 36,543.79	\$ 58,641.23
Unapplied Credits	\$ (5,144.66)	\$ (2,966.08)	\$ (423.93)
Total Aged Receivable	\$ 76,267.48	\$ 74,268.52	\$ 117,508.70
Current Receivable	\$ 104,569.35	\$ 118,666.78	\$ 102,808.87
Total Receivable	\$ 180,836.83	\$ 192,935.30	\$ 220,317.57

Electronic Payment Stats - Calendar Month

	Aug-20	Jul-20	Aug-19
Check Consolidation	0	68	168
Western Union	0	0	1
Credit Card	0	719	563
ACH	0	235	170
Total	0	1022	902

Fort Bend FWSD No. 1

Connection/Active Accounts

Connection Count	August 13, 2020	July 13, 2020	August 13, 2019
Residential Water Only	1024	1028	983
Vacant Residential Water Only	57	53	60
Residential- Full Service	416	416	387
Vacant Residential Full Service	12	10	11
Residential Water Only- Swer Coa	89	89	88
Vacant Residential COA	2	2	2
Fire Line Non - Profit/Tax	4	4	4
Multi-Family	3	3	2
Builder Connection	0	0	0
Builder- Full Service	0	0	0
Builder Deposit	10	10	9
Commercial - Water Only	17	17	15
Commercial- Full Service	0	0	0
3rd Party Backcharge	1	1	3
Com Mfg & Industrial	1	1	1
Com Mfg & Industrial- Full Service	0	0	0
Non-Profit - Fresno VFD	0	0	0
Commerical Irrigation	3	3	2
Ft Bend City- Water Only	1	1	2
Ft Bend Co- Full Service	2	2	0
Ft Bend Co- Water Only	0	0	1
Churches - Water Only	3	3	4
Churches- Full Service	3	3	2
District Meter	1	1	1
Interconnect - No Bill Arcola	1	1	1
Total	1650	1648	1578

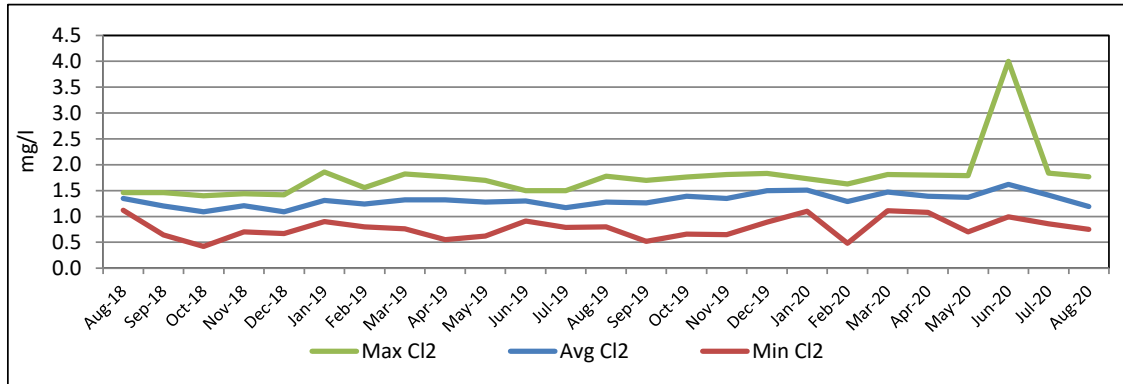
Water use per ESFC	295	348	322
--------------------	-----	-----	-----

Tap Activity

Month		Month	
Aug-20	2	Aug-19	15
Jul-20	6	Jul-19	3
Jun-20	7	Jun-19	8
May-20	6	May-19	4
Apr-20	9	Apr-19	10
Mar-20	4	Mar-19	7
Feb-20	2	Feb-19	7
Jan-20	5	Jan-19	11
Dec-19	7	Dec-18	1
Nov-19	12	Nov-18	5
Oct-19	5	Oct-18	7
Sep-19	2	Sep-18	16
Total	67		94

Fort Bend FWSD No. 1 Water Quality Monitoring Report

Disinfection Monitoring



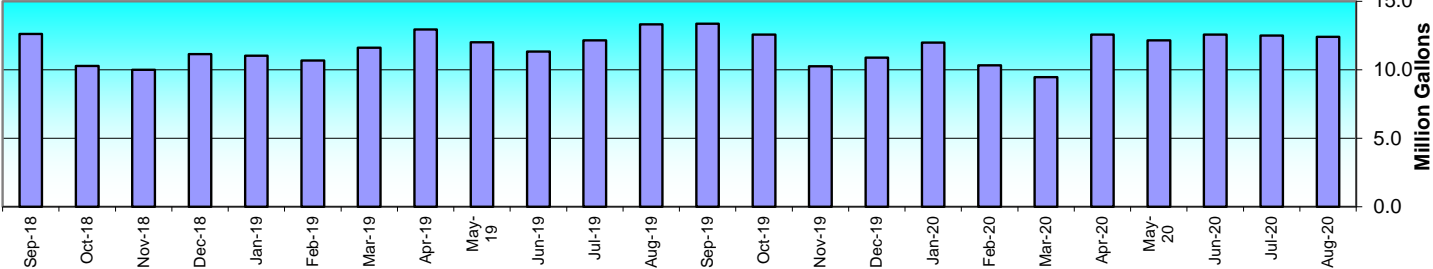
Maximum Residual Disinfectant Level (MRDL)

Month	Aug-20	Jul-20	Jun-20
# TCR Samples	4	4	4
# Disinfectant Samples	35	35	34
Average Disinfection Res.	1.19	1.41	1.62
Highest Reading	1.77	1.84	4.00
Lowest Reading	0.75	0.86	0.99
# Below Limit	0	0	0
# With None Detected	0	0	0

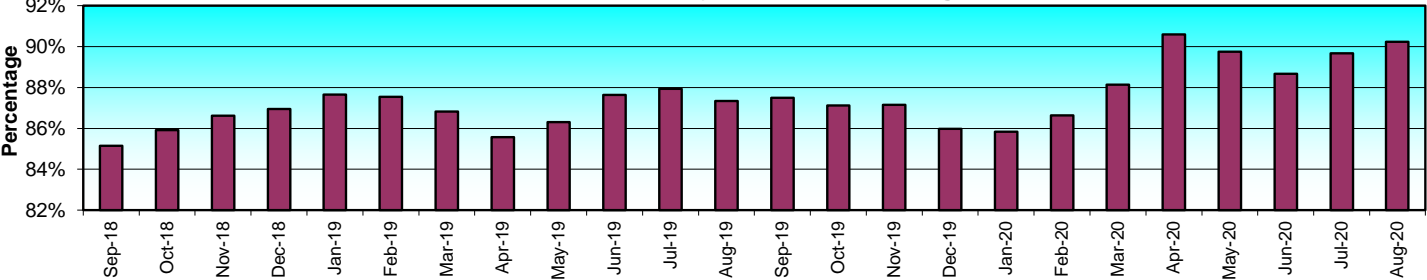
Fort Bend FWSD No. 1 Water Production Report

Period Ending	Production (MG)	Billed (MG)	Water Sold (MG)	Water Purchased	Total Billed (MG)	Construction (MG)	Water Loss	Accountability (%)	12 Month Avg.
Aug-7-20	12.415	8.834	2.777	0.000	11.611	0.000	0.804	93.5%	90.2%
Jul-8-20	12.504	10.431	2.544	0.000	12.975	0.000	-0.471	103.8%	89.7%
Jun-8-20	12.563	7.738	2.853	0.000	10.591	0.000	1.972	84.3%	88.7%
May-7-20	12.141	8.593	1.459	0.000	10.052	0.000	2.089	82.8%	89.8%
Apr-7-20	12.565	9.489	2.609	0.000	12.098	0.000	0.467	96.3%	90.6%
Mar-6-20	9.466	6.487	2.090	0.000	8.577	0.000	0.890	90.6%	88.1%
Feb-7-20	10.339	7.183	2.227	0.000	9.410	0.000	0.929	91.0%	86.6%
Jan-7-20	11.988	8.248	2.514	0.000	10.762	0.000	1.226	89.8%	85.8%
Dec-5-19	10.893	7.264	1.093	0.000	8.357	0.000	2.536	76.7%	86.0%
Nov-5-19	10.253	7.450	2.134	0.000	9.584	0.000	0.669	93.5%	87.2%
Oct-7-19	12.573	8.753	2.644	0.000	11.397	0.000	1.176	90.6%	87.1%
Sep-6-19	13.376	9.184	2.857	0.000	12.041	0.000	1.335	90.0%	87.5%
Aug-6-19	13.318	8.907	2.646	0.000	11.553	0.000	1.765	86.7%	87.3%
Jul-8-19	12.161	8.426	2.730	0.000	11.156	0.000	1.005	91.7%	87.9%
Jun-6-19	11.343	8.329	2.711	0.000	11.040	0.000	0.303	97.3%	87.6%
May-6-19	12.003	8.397	2.743	0.000	11.140	0.000	0.864	92.8%	86.3%
Apr-4-19	12.949	6.490	2.172	0.000	8.662	0.000	4.287	66.9%	85.6%
Mar-7-19	11.614	6.331	2.101	0.000	8.432	0.000	3.182	72.6%	86.8%
Feb-6-19	10.676	6.484	2.199	0.000	8.683	0.000	1.993	81.3%	87.6%
Jan-8-19	11.030	7.621	2.474	0.000	10.095	0.000	0.935	91.5%	87.7%
Dec-6-18	11.152	8.102	2.027	0.000	10.129	0.000	1.023	90.8%	86.9%
Nov-2-18	10.010	6.804	2.518	0.000	9.322	0.000	0.688	93.1%	86.6%
Oct-4-18	10.285	7.541	2.234	0.000	9.775	0.000	0.510	95.0%	85.9%
Sep-5-18	12.619	8.319	2.801	0.000	11.120	0.000	1.499	88.1%	85.2%

Water Production



Accountability, 12 Month Average



Fort Bend FWSD No. 1

Customer Service Report

August / September 2020

Customer Name	Call Date	Address	Description of Call
Water Quality Complaints			
David Lopez	31-Aug-20	1607 Avenue A	Customer reported bad odor. Upon arrival, water was clear with no odor. Flushed hydrants. Made customer contact.
Problems Reported			
Rafael Gomez	20-Jul-20	227 Crescent Dr.	Customer reported a possible water leak. Found leak on neighbor's line. Left door notice.
Juan Castro	23-Jul-20	219 Crescent Dr.	Customer reported a possible water leak. Found leak on neighbor's line. Left door notice.
Orrie Lopez	16-Aug-20	3315 Maryland St.	Customer reported a possible water leak after hours. Found tank leaking. Made customer contact.
Martha Chavez	24-Aug-20	3314 Illinois Rd.	Customer reported a possible water leak. Found leak on customer's line. Made customer contact.
Erika Martinez	24-Aug-20	608 Mimosa St.	Customer requested an investigation regarding illegal connections. Found no evidence of illegal connections or leaks. Made customer contact.
Dora Blossom	27-Aug-20	930 W. Jasmine St.	Customer reported a leak at meter. Found leak on compression tank. Made customer contact.
Vincent Guerrero	31-Aug-20	411 Renfro Burford Rd.	Customer requested sewer lines be marked. Marked area. Left door notice.
Cynthia Fajkus	2-Sep-20	730 Elm St.	Customer reported no water. Confirmed water services were restored. Left door notice.
Deneatha Tapan	7-Sep-20	1609 Trammel Fresno Rd.	Customer reported low pressure after hours. Upon arrival, found normal water pressure. Made customer contact.
Cesar Mejia	8-Sep-20	3606 Laverne St.	Customer requested an investigation to determine if meter box is located in the correct place. Met with customer and advised that meter is in correct location and is accessible to EDP.
Billing Disputes			
Luis Manzaneres	10-Aug-20	522 Dogwood Avenue	Customer requested a meter re-read due to high consumption. Meter showed inside consumption. Meter read was in-line with previous reads. Provided leak detection tablets. Made customer contact.
Jova Garcia	12-Aug-20	511 Redbud Avenue	Customer requested a meter re-read due to high consumption. Meter read was in-line with previous reads. Confirmed accuracy of meter. Made customer contact.
David Solano	13-Aug-20	654 Redwood Avenue	Customer requested a meter re-read due to high consumption. Meter showed inside consumption. Meter read was in-line with previous reads. Left door notice.
Elias Garcia	17-Aug-20	511 Dogwood Avenue	Customer requested a meter re-read due to high consumption. Meter read was in-line with previous reads. Unable to confirm accuracy of meter due to no access to water source. Left door notice.
Sarai Suastegui	18-Aug-20	4411 Ivy Ln.	Customer requested a meter re-read due to high consumption. Meter showed inside consumption. Meter read was in-line with previous reads. Left door notice.
Ines Martinez	21-Aug-20	1501 1/2 Avenue C	Customer requested a meter re-read due to high consumption. Meter showed inside consumption. Meter read was in-line with previous reads. Provided leak detection tablets. Made customer contact.

Customer Name	Call Date	Address	Description of Call
Gerardo Roque	25-Aug-20	3714 Rita St.	Customer requested a meter re-read due to high consumption. Meter showed inside consumption. Walked around property and found leak on customer's line. Meter read was in-line with previous reads. Made customer contact.
Juanita Ibarra	1-Sep-20	3610 Alice St.	Customer requested a meter re-read due to high consumption. Meter read was in-line with previous reads. Confirmed accuracy of meter. Made customer contact.
Customer Correspondence			
Liz Banda	13-Aug-20	3003 Illinois Rd.	Customer sent letter to the Board of Directors requesting the credit be made payable in the form of check rather than a credit to the account.

Fort Bend FWSD No. 1

Delinquent Notice/Service Disconnect Report

Date	Delinquent Letters	Date Mailed	Door Hangers	Date Hung	Disconnects	Date of Disconnect
September-20	162	09/04/20				
August-20	110	08/10/20	32	08/24/20	9	08/31/20
July-20	134	07/07/20	35	07/23/20	9	07/29/20
June-20	165	06/08/20	66	06/22/20	35	06/29/20
May-20	120	05/11/20	55	05/27/20	29	Deferred
April-20	177	04/06/20	58	04/22/20	34	Deferred
March-20	174	03/09/20	53	03/25/20	29	Deferred
February-20	150	02/10/20	57	02/25/20	13	03/03/20
January-20	181	01/07/20	46	01/24/20	18	01/30/20
December-19	145	12/10/19	51	12/31/19	13	01/07/20
November-19	165	11/08/19	40	12/04/19	6	12/10/19
October-19	118	10/11/19	31	10/30/19	10	11/05/19
September-19	147	09/10/19	33	10/01/19	14	10/08/19
August-19	124	08/13/19	42	08/27/19	9	09/05/19
July-19	157	07/09/19	40	07/22/19	16	07/30/19
June-19	125	06/10/19	37	07/01/19	10	07/08/19
May-19	139	05/06/19	19	05/21/19	12	05/29/19
April-19	129	04/08/19	41	04/23/19	15	04/30/19
March-19	138	03/11/19	39	03/26/19	7	04/01/19
February-19	125	02/13/19	42	02/26/19	8	03/05/19
January-19	135	01/10/19	44	01/22/19	11	01/31/19
December-18	186	12/04/18	38	12/27/18	11	01/07/19
November-18	160	11/05/18	33	11/28/18	10	12/04/18
October-18	156	10/05/18	37	10/24/18	16	10/31/18

Current Month Terminations

Account	Name	Address	Total Due	Deposit	Turn-Off Date	Turn-On Date
122557	LOPEZ, ONAN E	4415 TULIP LN	\$553.12	\$425.00	31-Aug-20	31-Aug-20
81204	FAJKUS, BRIAN KEITH	730 ELM ST	\$468.59	\$101.00	31-Aug-20	1-Sep-20
80994	GARCIA, MARCIANO	515 DOGWOOD AVE	\$441.80	\$175.00	31-Aug-20	31-Aug-20
120468	CORREA, MARIA	403 TEAKWOOD AVE	\$427.42	\$175.00	31-Aug-20	31-Aug-20
81267	DE LA FUENTE, SERVANDO	1330 EVERGREEN	\$423.79	\$176.00	31-Aug-20	31-Aug-20
81936	GARZA, AMALIA	3826 JAN ST	\$383.44	\$101.00	31-Aug-20	LOCKED
81322	MENDOZA, ARMANDO	3308 ILLINOIS RD	\$379.47	\$500.00	31-Aug-20	LOCKED
81562	WILLIAMS DIRA GEORGE	619 CLEO ST	\$352.71	\$466.00	31-Aug-20	31-Aug-20
144258	LOPEZ, FRANCISCO	502 BROADMORE DR	\$349.27	\$100.00	31-Aug-20	31-Aug-20

Current Payment Arrangements

Account	Name	Address	Balance	Deposit	Most Recent Pymt.	Date Last Paid
137150	NEW QUALITY LIFE MINISTRIES	4647 FM 521-DOM	\$4,670.55	\$100.00	\$607.01	26-Aug-20
158621	CORREA, ALICIA	4242 ROSE LN	\$1,530.00	\$100.00	\$495.00	24-Aug-20
154473	MORALES-DIAZ, JESUS	1410 AVE A	\$1,253.21	\$100.00	\$172.00	17-Aug-20
150261	TAMEZ, MARIA	123 BROADMORE DR	\$1,241.56	\$100.00	\$206.19	27-Aug-20
155797	MAURICIO, JOSE & ELIZABETH	306 TEAKWOOD AVE	\$1,232.64	\$100.00	\$450.00	2-Jul-20
153053	ZAVALA, ANGELICA	4714 FERN LN	\$1,169.24	\$100.00	\$150.00	21-Aug-20
155798	RAMOS, RAUL	1406 AVE A	\$1,076.87	\$100.00	\$172.00	3-Sep-20
154742	CARREON, JOSE LUIS	531 BROADMORE DR	\$1,051.74	\$100.00	\$250.00	23-Aug-20
155343	BELLO, ALEJANDRO MARINO	4010 PERIDOT	\$1,050.97	\$100.00	\$172.00	12-Aug-20
153054	MENDEZ, ELIZABETH	527 COTTONWOOD AVE	\$999.38	\$0.00	\$202.87	9-Aug-20
153051	MAURICIO, JOSE & ELIZABETH	302 B TEAKWOOD AVE	\$971.62	\$100.00	\$202.00	12-Aug-20
152078	ORTEZ, JOSE	514 A BROADMORE DR	\$848.65	\$100.00	\$241.89	13-Aug-20
147113	GONZALEZ, YURIDIA MENDOZA	19907 S POST OAK BLVD	\$662.37	\$75.00	\$184.57	12-Aug-20
152546	CORONADO, REYNA E.	511 MULBERRY AVE	\$601.49	\$100.00	\$172.00	14-Aug-20
148631	GIL, GIOVANNI A.	727 N LOCUST #7	\$538.89	\$100.00	\$40.00	9-Sep-20
152544	MARTINEZ, RICARDO	3709 ALICE ST	\$511.13	\$100.00	\$293.54	4-Sep-20
147111	VENTURA, RENE SCOTTY	4615 MISTLETOE LN	\$444.03	\$75.00	\$262.77	20-Aug-20
81626	MARTINEZ BLANCA	1507 AVE D	\$353.97	\$1.00	\$275.06	13-Aug-20
143853	HERBER DIAZ	610 CEDAR ST	\$350.98	\$75.00	\$182.41	14-Aug-20
144257	AGUILAR , MELITON & HERNANDEZ, NADIA	4734 FAIRHILL AVE	\$285.11	\$75.00	\$250.25	12-Aug-20
120723	ARACELY CECIBEL TORRES	522 DOGWOOD AVE	\$260.86	\$76.00	\$400.00	21-Aug-20

Fort Bend FWSD No. 1

30 Day Delinquent Report

September-20

Updated as of September 4, 2020

162

	ACCOUNT NO.	CUSTOMER NAME	SERVICE ADDRESS	DEPOSIT	ARREARS	BALANCE	Most Recent Payment	Payment Date
1	081358	JEREZ, LESLY & EDGAR	644 W PALM ST	150.00	337.78	1,224.88	245.13	08/17/20
2	120709	SUASTEGUI, SARAI & JACOBO	4411 IVY LN	201.00	431.41	734.04	488.99	06/29/20
3	081126	CANTU, AURORA L. & RENE D.	729 HICKORY ST	76.00	145.91	677.16	100.00	08/31/20
4	080744	PEREZ, ANABEL	4728 TULIP LN	141.45	439.59	624.03	90.45	08/31/20
5	081420	MARTINEZ, INES	1501 1/2 AVE C	75.00	358.48	520.71	26.19	07/08/20
6	080868	AHAMBA, YOUNG AND BEATRICE	703 E PALM ST	151.00	186.31	509.90	184.00	08/15/20
7	081592	SANCHEZ ANTONIA	4825 D FM 521	76.00	209.58	474.06	300.00	08/20/20
8	081248	ZARAGOZA, JOSE ENRIQUE	19731 S POST OAK BLVD	1.00	226.01	473.71	207.37	07/22/20
9	081791	SANCHEZ, MARTHA	3211 ILLINOIS RD	1.00	222.39	452.31	37.93	07/08/20
10	080462	CHANEY, MARION	530 E PALM ST	100.00	161.92	375.90	298.00	07/20/20
11	144236	CORREA, MARIO	4246 ROSE LN TRLR A	75.00	163.97	365.78	73.01	07/13/20
12	081086	OROZCO, RODRIGO	122 CRESCENT DR	176.00	184.85	357.43	64.57	07/13/20
13	081409	CORONA, YADIRA	3021 ILLINOIS ST	150.00	149.05	354.22	100.00	08/19/20
14	081926	PEREZ, ELEAZAR	3810 JAN ST	75.00	220.76	352.46	264.32	07/15/20
15	080595	ROBBINS NEST FOR CHILDREN	715 ELM ST	750.00	154.33	343.40	926.43	06/29/20
16	120710	MENDOZA, JOE S	4314 MARK TERRACE	251.00	143.09	332.37	440.14	06/29/20
17	081515	CARRILLO GREGORIO	838 W PALM	226.00	165.06	316.78	134.25	08/18/20
18	080850	GARCIA, JOVA & NARVAEZ, MANUEL	511 REDBUD AVE	151.00	207.32	303.24	100.00	08/12/20
19	081425	CHAVEZ, RIGOBERTO	3314 ILLINOIS RD	175.00	126.70	301.89	100.00	08/13/20
20	081286	CANTU, RAY	735 1/2 HICKORY ST	1.00	141.03	292.19	157.02	08/17/20
21	132518	MOLINA, JUAN	618 SPRUCE ST	175.00	144.40	288.17	130.16	08/10/20
22	081072	CASTILLO, APOLINAR	127 COLLEGE ST	1.00	189.00	284.73	45.24	08/10/20
23	080952	GARZA, JOSE	203 MERRIFIELD LN	76.00	174.41	283.30	146.09	07/20/20
24	081165	SARAVIA, JOSE M.	702 SPRUCE ST	1.00	135.71	278.61	197.08	07/27/20
25	081193	GARCIA, ANTONIO	718 MIMOSA ST	1.00	135.86	277.89	150.00	07/18/20
26	081097	ANDRADE, EVELIN VERONICA	329 MERRIFIELD LN	151.00	149.01	273.73	73.46	08/26/20
27	080986	LUCIO, MELISSA A.	219 MERRIFIELD LN	1.00	143.09	259.29	73.01	07/13/20
28	080652	SALAS, CARLOS IVAN RIOS	555 DOGWOOD AVE	151.00	129.81	255.12	130.80	08/07/20
29	081064	ARMIJO, PAUL & CRISTINA	342 BROADMORE ST	1.00	127.17	251.89	85.00	08/27/20
30	081804	ESTRADA, MARIA	3214 INDIANA ST	75.00	125.66	250.46	112.00	08/28/20
31	081162	GOMEZ, DIANE YNFANTE	627 SPRUCE ST	1.00	117.00	250.14	95.11	08/31/20
32	121318	MARTINEZ, EISON	4026 EMERALD STREET	375.00	125.16	247.77	537.05	06/29/20
33	081128	MONREAL, MARY & FELIPE	4643 KANSAS ST	76.00	105.22	243.22	138.59	08/31/20
34	080828	WOODWARD, PAULA	627 ELM ST	75.00	103.69	241.69	94.26	08/28/20
35	081198	FLORES, LENORA	729 MIMOSA ST	1.00	63.54	234.26	140.00	08/24/20
36	081148	GARZA, MARIO ALEJANDRO	727 1/2 MAPLE ST	1.00	111.91	233.96	110.64	07/14/20
37	080625	SALAZAR, ENRIQUE	723 E Sycamore St	101.00	116.47	229.52	565.17	06/30/20
38	080664	BARRERA, ECTOR	535 E DALLAS	401.00	74.64	228.98	110.00	08/29/20
39	081182	CALDERON, SALVADOR	703 ELM ST	1.00	91.78	228.60	70.00	09/01/20
40	080528	PAEZ, CRISTINA	4119 LILLY ST	75.00	89.26	225.97	120.00	08/12/20
41	081056	RAMIREZ, MANUELA CEBALLOS	303 BROADMORE ST	1.00	111.77	224.84	150.83	07/13/20
42	131690	ZUNIGA, JESUS & LOPEZ, LORENA	4729 MISTLETOE LN	1.00	111.77	224.84	194.93	07/20/20
43	081017	CHAVIRA, ANTONIO	4710 FAIRHILL AVE	1.00	26.52	223.71	150.00	09/01/20
44	081003	CANO, SANTOS & MARTHA	4634 BRYAN AVE	101.00	100.33	222.69	89.50	07/23/20
45	120724	RAMIREZ-HERNANDEZ, MARINA	4526 ROSE LN	76.00	90.89	222.31	88.50	08/18/20
46	124985	TOBAR, RIGOBERTO FRANCO	3115 NAIL RD	75.00	109.40	221.15	100.00	08/21/20
47	081567	CHILDRESS JOYCE	715 CLEO ST	151.00	88.53	219.84	110.00	08/27/20
48	081167	BERNAL, ARTURO	711 A SPRUCE ST	1.00	110.38	219.05	95.26	07/15/20
49	081044	CASTILLO, AUDELIA	112 BROADMORE DR	76.00	115.64	217.74	39.00	08/14/20
50	080966	LOPEZ, ISABEL	208 VIRGINIA DR	1.00	97.35	217.29	90.00	08/19/20
51	080721	GARCIA, GUADALUPE & MONROY, JOSE	546 REDBUD AVE	1.00	111.15	214.28	80.00	08/11/20
52	080785	ZUNIGA, ALBERTO &	642 MULBERRY AVE	1.00	99.44	211.19	90.40	08/19/20
53	139754	SAUCEDO, JOSE	557 REDBUD AVE #2	75.00	200.00	210.00	130.10	08/28/20
54	144069	VALERO, VALERIE A.	602 N LOCUST ST	75.00	88.58	209.90	85.64	08/31/20
55	080461	RIVERA, MONICA	802 B Mimosa St	100.00	100.95	209.62	95.26	07/07/20
56	081582	PLATA, STEFANIE	3709 INEZ ST	636.00	69.00	204.65	53.95	08/31/20
57	081578	LOU'S BACK PORCH	4907 FM 521	675.00	99.09	202.33	108.52	07/10/20
58	081039	GONZALEZRUIZ, MARIA O.	230 VIRGINIA DR	76.00	90.89	201.87	203.22	07/13/20
59	081394	HERNANDEZ, RAQUEL	3407 OHIO ST	75.00	90.40	200.84	98.34	08/10/20
60	081147	ALVARADO, MIGUEL ANGEL	727 MAPLE ST	151.00	87.57	193.90	239.38	07/21/20
61	081563	CASTILLO JOSE H.	634 CLEO ST	1.00	99.09	193.02	173.11	06/22/20
62	081225	ROBLES, JOSE GENARO	806 W DALLAS ST	201.00	90.40	192.15	796.72	07/02/20

Fort Bend FWSD No. 1

30 Day Delinquent Report

September-20

Updated as of September 4, 2020

162

	ACCOUNT NO.	CUSTOMER NAME	SERVICE ADDRESS	DEPOSIT	ARREARS	BALANCE	Most Recent Payment	Payment Date
63	140701	JOHNSON, SELWYN	129 VIRGINIA DR	75.00	90.89	190.43	147.33	07/20/20
64	081444	AGUILAR, JENNIFER	3215 INDIANA ST	150.00	89.05	189.93	74.41	07/15/20
65	156133	LEYDI MEDRANO	4109 EMERALD LN	150.00	55.64	188.67	150.00	07/08/20
66	080970	BUENTELLO, MICAELA	3033 LAUREL ST	101.00	73.81	184.70	81.71	08/28/20
67	142302	MCCORY, AMOS	806 CLEO ST	75.00	88.09	184.63	99.09	05/21/20
68	081800	OLIVOSANCHEZ, YASMIN	3406 INDIANA ST	75.00	89.45	183.39	54.33	08/21/20
69	081068	MENDOZA, ISIDRO CASTILLO	119 COLLEGE DR	1.00	90.89	182.99	263.91	06/24/20
70	081513	MEJIA ELFIDO MAURICIO	722 W PALM	1.00	81.71	182.59	190.49	06/24/20
71	140703	LOPEZ, ADAN	407 WALNUT	75.00	81.71	182.59	309.58	06/22/20
72	081023	MARTINEZ, JOCELYN	111 VIRGINIA DR	1.00	80.54	181.60	100.00	08/11/20
73	080719	ESTRADA, ANDRES	535 REDBUD AVE	1.00	66.01	179.68	130.00	08/15/20
74	080663	GASPAR, ANDERSON	4430 CAMELIA LN	1.00	107.97	176.72	32.32	07/29/20
75	080686	REVILLA, DANIEL	4419 CAMELIA LN	1.00	90.40	174.77	96.02	07/13/20
76	081635	AGUIRRE ELIZABETH	3922 KANSAS ST	1.00	89.00	173.54	107.27	07/27/20
77	135901	GUADALUPE SALVADOR GUERRA AYALA	1707 AVE C	100.00	89.72	173.02	43.00	08/06/20
78	106108	MINERO, CLAUDIA M	4435 TULIP LN	1.00	80.45	171.51	73.01	07/13/20
79	150310	ORTEGA, JANET	4423 IVY LANE	150.00	52.55	170.14	165.90	07/16/20
80	080524	MILLER, MICHAEL	4219 MARK TERRACE	1.00	74.90	167.03	84.19	08/24/20
81	081906	TRISTAN, ELSA Y.	3603 EDIE ST	1.00	91.90	166.73	77.33	07/10/20
82	080827	AGUILAR, JOSE ANGEL	719 WALNUT AVE	1.00	81.71	165.21	108.78	07/09/20
83	156129	MENDOZA, ALEXANDER	119 VIRGINIA DR	100.00	55.19	162.60	125.00	07/08/20
84	120774	PETRA ALVAREZ	4107 VERMONT ST	1.00	79.45	162.08	65.33	07/14/20
85	080612	RYMER, RUDEL	4650 N TEAGUE	76.00	63.57	161.38	160.83	07/13/20
86	081362	ROJAS, DIANA	1703 AVENUE A	200.00	86.41	161.22	103.90	07/15/20
87	080943	CARRIZALES, RAQUEL & TRISTAN, PASCUAL	307 WILLOW ST	1.00	69.89	160.34	56.64	07/16/20
88	080741	GUERRERO, KARINA	4701 VINE LN	151.00	56.33	156.54	80.00	08/17/20
89	081480	RANGEL, MARIA & CHAPA JR, SAMUEL	3011 ILLINOIS RD	325.00	73.02	155.65	395.81	07/01/20
90	081351	MONTIEL, ROSA	1030 AVE #C	100.00	71.63	153.39	74.02	07/15/20
91	081251	BENITEZ, IDALIA	19819 S POST OAK BLVD	76.00	71.63	153.39	74.02	07/14/20
92	080830	AGUILA, PEDRO	4718 B ALTHEA LN	0.00	63.57	152.94	155.02	07/07/20
93	148630	LAZO, KENIA A LOPEZ	4730 FAIRHILL AVE	100.00	63.57	152.94	164.45	07/13/20
94	080557	ROBLES, FRANCISCA & HERNANDEZ, NOE	406 TEAKWOOD AVE	1.00	79.21	152.60	146.58	07/15/20
95	119808	LOPEZ, NANCY	1614 AVENUE A	100.00	70.73	152.49	132.00	07/14/20
96	120714	MEZA, RAUL	619 MYRTLE AVE	1.00	90.40	150.70	41.26	06/30/20
97	081881	CASTRO, MARY	3714 ALICE ST	1.00	44.40	150.24	46.00	08/12/20
98	080829	ACUNA, BLAS	326 FIG DR	1.00	59.28	148.78	100.00	08/12/20
99	081264	CASTILLO, RAMIRO	3734 LOUISE ST	75.00	73.37	146.44	91.40	07/17/20
100	081475	GUTIERREZ, JOSE	822 CLEO ST	75.00	64.33	146.09	190.28	07/18/20
101	139746	LORA , MARIA A & COVARRUBIAS, PEDRO	4019 VERBENA ST	75.00	64.33	146.09	56.64	07/13/20
102	081607	PROVOST BURLEY AND SHANDA	4511 KANSAS ST	76.00	71.63	144.70	183.11	07/15/20
103	081224	CABRIALES, ERNESTO	841 1/2 W DALLAS ST	76.00	79.45	144.70	149.66	07/15/20
104	081945	RODRIGUEZ, OSCAR	3406 ILLINOIS RD	150.00	58.96	144.64	150.00	08/19/20
105	081391	REYES, RAUL E.	724 CLEO ST	325.00	78.98	142.49	80.00	08/04/20
106	125094	CRUZ, ANA	4415 ROSE LN	75.00	63.57	140.31	211.71	06/25/20
107	081373	TORRES, EMMANUEL & CANO, LORENA	817 JASMINE ST	150.00	54.96	140.25	66.95	08/31/20
108	081069	CASTILLO, ARMANDO	121 COLLEGE DR	1.00	59.38	139.89	162.07	07/17/20
109	080624	CARDENAS, FRANCISCO & BERTHA	4431 CAMELIA LN	1.00	55.64	137.84	70.76	08/14/20
110	081258	HERNANDEZ, MATEA	731 EVERGREEN ST	1.00	39.89	130.34	30.00	08/31/20
111	121322	MARTINEZ, MARIA	527 CYPRESS AVE	400.00	81.71	130.26	375.16	06/30/20
112	081889	LOPEZ, RODOLFO	3718 LOLA ST	151.00	63.13	129.70	65.00	08/06/20
113	081680	CARINO MAURICIO	710 CEDAR ST	1.00	64.33	128.71	114.28	07/01/20
114	080476	RUIZ, JOHANA M	647 E PALM ST	100.00	55.64	127.84	82.71	07/08/20
115	080800	GAMBOA, JOSE & MARIA	543 TEAKWOOD AVE	1.00	55.64	127.84	120.97	06/26/20
116	120715	REYES SOTO, MARICELA	329 MAIN ST	176.00	55.64	127.84	413.99	06/30/20
117	136616	SOTO, RAFAEL	728 W PALM ST UNIT A	175.00	55.64	127.84	123.59	07/10/20
118	080445	MARTINEZ, VERONICA	2803 CALIFORNIA ST #2	100.00	61.65	127.61	56.95	08/14/20
119	081330	INFANTE DE MARTINEZ, ELVA IDALIA	3198 MARYLAND ST	100.00	61.20	124.71	56.64	07/15/20
120	123901	FRANCISCO HERRERA	4414 TULIP LN	75.00	51.00	122.29	88.27	07/28/20
121	081435	MORA, ELIZABETH	3707 EDIE ST	625.00	57.78	121.51	462.14	06/30/20
122	146553	CHAVEZ, JOSE	727 SPRUCE ST	100.00	42.52	121.34	50.00	07/28/20
123	081252	RODRIGUEZ, VICTORIA	2803 CALIFORNIA ST #1	1.00	33.57	120.95	68.14	07/06/20
124	081269	ROMERO, SANJUANA	1140 EVERGREEN ST	1.00	55.64	119.15	96.90	06/29/20

Fort Bend FWSD No. 1

30 Day Delinquent Report

September-20

Updated as of September 4, 2020

162

	ACCOUNT NO.	CUSTOMER NAME	SERVICE ADDRESS	DEPOSIT	ARREARS	BALANCE	Most Recent Payment	Payment Date
125	080769	ZARAGOZA, ADELA & ANDRUE LANDAVERD	439 CYPRESS AVE	1.00	58.17	117.44	50.00	08/11/20
126	080823	GONZALEZ, CESAR PAEZ &	631 WALNUT AVE	1.00	51.46	113.44	50.00	07/25/20
127	081471	SALINAS, DOLORES	4535 KANSAS ST	75.00	55.64	112.46	120.88	07/17/20
128	081617	MEJIA CESAR & DAMARIS	3606 LAVERNE ST	76.00	42.32	109.83	36.44	08/13/20
129	081559	HOLMAN ERMA L.	930 W JASMINE ST	751.00	46.95	109.60	468.32	06/30/20
130	080728	GOBEA, ELIAS	521 CYPRESS AVE	1.00	46.95	109.60	47.95	07/13/20
131	152260	ALVAREZ, NARCISCO	3045 LAUREL ST	150.00	57.09	106.22	89.38	07/24/20
132	080826	GUEVARA, ERIK	710 WALNUT AVE	176.00	55.64	105.77	180.54	06/29/20
133	081383	RODRIGUEZ, JUAN	20645 S POST OAK BLVD	75.00	36.51	104.44	29.38	08/28/20
134	081075	LEOS, VALENTIN	138 COLLEGE ST	176.00	38.37	104.21	73.01	07/09/20
135	081490	LEMARK INVESTMENTS, LLC.	701 W SYCAMORE DOM	600.00	44.19	103.80	375.04	06/30/20
136	081715	ARREZ, SAMUEL B	3019 MARYLAND ST	75.00	46.95	102.91	91.83	07/13/20
137	080976	LASTOVICA, RAYMOND C. & TOMMY	527 MARILYN ST	1.00	46.95	102.91	41.26	07/06/20
138	120609	PENA, JOSE A	3218 MARYLAND RD	175.00	46.95	102.91	490.10	06/30/20
139	121641	SANTANO ROMAN, RODOLFO & LISSETH P	502 MULBERRY AVE	151.00	40.26	102.24	88.15	07/13/20
140	080500	GOMEZ, ENEDINO NABA	626 RENFROBURFORD RD	101.00	46.17	100.79	97.00	07/14/20
141	081723	TESCA, MAURICE A	3315 MARYLAND ST	76.00	40.26	95.55	116.07	07/10/20
142	081327	GUTIERREZ, ARMANDO	820 W PALM ST	75.00	40.26	95.55	41.26	07/13/20
143	081228	FLORES, ADOLF	3322 NAIL RD	101.00	43.02	91.89	30.00	07/15/20
144	081547	RINCON JORGE A.	703 W JASMINE ST	1.00	32.19	90.79	45.00	08/17/20
145	081813	NAVARRO, MARTIN	3007 INDIANA STA	1.00	40.26	88.86	81.52	06/25/20
146	081767	JOHNSON, JOHN B	3319 PENNSYLVANIA ST	76.00	40.29	87.80	142.66	07/15/20
147	080696	AGUILAR, JUAN	503 RENFROBURFORD RD	101.00	37.60	85.53	84.83	07/14/20
148	081387	PINA, MARIA D.	3723 EDIE ST	75.00	40.26	84.67	30.38	06/25/20
149	144070	SUAREZ, FRANCISCO	639 CEDAR ST	75.00	44.10	78.20	64.00	06/03/20
150	144942	JELINEK, JUSTIN	427 MULBERRY LN	150.00	44.10	78.20	61.38	06/10/20
151	081811	ROJAS, MARIA / PABLO	3006 INDIANA ST	1.00	29.38	76.89	65.57	07/13/20
152	080973	KUYKENDALL, OSCAR E.	514 MARILYN ST	1.00	29.38	76.89	34.57	06/26/20
153	080811	ALMARAZ, ANGELICA & MIGUEL ANGEL	420 MULBERRY AVE	1.00	29.38	76.89	34.57	07/13/20
154	081773	FITZGERALD, TRISHA LYNN	1322 TRAMMELFRESNO R	275.00	33.03	74.71	4.35	07/30/20
155	081250	ALVARADO, MARIA	19330 S POST OAK BLVD	101.00	25.19	72.28	277.52	07/06/20
156	081246	MILLER, MICHAEL	2440 NAIL RD TRL:E	75.00	25.11	72.19	54.00	06/29/20
157	081243	SWINDELL, JOHN ROBERT	2823 NAIL RD	1.00	28.13	71.03	30.38	07/15/20
158	081439	OJEDA, LENORA	3731 KIM ST	75.00	29.38	68.51	51.38	07/07/20
159	120828	JOSE LUIS & TERESA MARQUEZMARTINEZ	4114 VERMONT ST	76.00	29.38	68.51	32.32	07/19/20
160	080870	CATATON, VIRGINIA BAHENA	602 E SYCAMORE ST	101.00	27.29	66.00	43.00	07/16/20
161	081170	ROQUE, SOFIA	3730 JAN ST	75.00	25.19	63.90	32.32	07/22/20
162	080933	MARRUFO, EULISES	3004 MARYLAND	75.00	25.19	63.90	65.57	07/08/20
				16,748.45	14,820.66	32,066.80	22,402.90	

FWSD#1 Interconnect w/COA

Day	FWSD#1 IC w/ COA	Daily Flow	Well Reads @ WP	Daily Flow
7/1/2020	134083	68	729150	280
7/2/2020	134151	94	729430	444
7/3/2020	134245	95	729874	455
7/4/2020	134340	95	730329	454
7/5/2020	134435	95	730783	451
7/6/2020	134530	95	731234	444
7/7/2020	134625	95	731678	449
7/8/2020	134720	96	732127	464
7/9/2020	134816	89	732591	464
7/10/2020	134905	97	733055	378
7/11/2020	135002	97	733433	561
7/12/2020	135099	97	733994	477
7/13/2020	135196	101	734471	471
7/14/2020	135297	98	734942	486
7/15/2020	135395	122	735428	475
7/16/2020	135517	80	735903	466
7/17/2020	135597	89	736369	281
7/18/2020	135686	89	736650	433
7/19/2020	135775	89	737083	445
7/20/2020	135864	125	737528	598
7/21/2020	135989	90	738126	300
7/22/2020	136079	79	738426	425
7/23/2020	136158	77	738851	423
7/24/2020	136235	75	739274	308
7/25/2020	136310	75	739582	269
7/26/2020	136385	75	739851	439
7/27/2020	136460	79	740290	304
7/28/2020	136539	77	740594	440
7/29/2020	136616	78	741034	265
7/30/2020	136694	84	741299	439
7/31/2020	136778	134	741738	420
8/1/2020	136912	134	742158	409

*meter is read M-F during normal business hours, weekend reads are calculated.

FWSD#1 Interconnect w/COA

Day	FWSD#1 IC w/ COA	Daily Flow	Well Reads @ WP	Daily Flow
8/1/2020	136912	134	742158	409
8/2/2020	137046	134	742567	515
8/3/2020	137180	77	743082	291
8/4/2020	137257	99	743373	440
8/5/2020	137356	99	743813	419
8/6/2020	137455	80	744232	310
8/7/2020	137535	96	744542	467
8/8/2020	137631	97	745009	418
8/9/2020	137728	97	745427	408
8/10/2020	137825	99	745835	392
8/11/2020	137924	115	746227	468
8/12/2020	138039	129	746695	0
8/13/2020	138168	74	746695	0
8/14/2020	138242	99	746695	0
8/15/2020	138341	100	746695	0
8/16/2020	138441	100	746695	0
8/17/2020	138541	113	746695	0
8/18/2020	138654	99	746695	0
8/19/2020	138753	88	746695	0
8/20/2020	138841	83	746695	0
8/21/2020	138924	103	746695	0
8/22/2020	139027	104	746695	0
8/23/2020	139131	104	746695	0
8/24/2020	139235	84	746695	0
8/25/2020	139319	122	746695	0
8/26/2020	139441	91	746695	0
8/27/2020	139532	68	746695	0
8/28/2020	139600	100	746695	0
8/29/2020	139700	100	746695	0
8/30/2020	139800	100	746695	0
8/31/2020	139900	99	746695	0
9/1/2020	139999	116	746695	0

*meter is read M-F during normal business hours, weekend reads are calculated.

2019 COA Sewer Meter Reads

Day	COA Sewer Reads	Daily Flow (in GPD)
7/1/2020	90654920	64,296
7/2/2020	90719216	77,610
7/3/2020	90796826	77,610
7/4/2020	90874436	77,610
7/5/2020	90952046	77,610
7/6/2020	91029656	76,464
7/7/2020	91106120	77,056
7/8/2020	91183176	79,016
7/9/2020	91262192	69,064
7/10/2020	91331256	78,885
7/11/2020	91410141	78,885
7/12/2020	91489026	78,886
7/13/2020	91567912	87,928
7/14/2020	91655840	75,312
7/15/2020	91731152	86,952
7/16/2020	91818104	68,808
7/17/2020	91886912	77,485
7/18/2020	91964397	77,485
7/19/2020	92041882	77,486
7/20/2020	92119368	92,896
7/21/2020	92212264	77,320
7/22/2020	92289584	80,792
7/23/2020	92370376	72,296
7/24/2020	92442672	118,290
7/25/2020	92560962	118,291
7/26/2020	92679253	118,291
7/27/2020	92797544	95,584
7/28/2020	92893128	136,864
7/29/2020	93029992	198,224
7/30/2020	93228216	116,920
7/31/2020	93345136	341,101
8/1/2020	93686237	341,101
		105,388
% based on allotted capacity 250,000 gpd		42%

2019 COA Sewer Meter Reads

Day	COA Sewer Reads	Daily Flow (in GPD)
8/1/2020	93686237	341,101
8/2/2020	94027338	341,102
8/3/2020	94368440	104,640
8/4/2020	94473080	110,600
8/5/2020	94583680	87,840
8/6/2020	94671520	75,440
8/7/2020	94746960	79,498
8/8/2020	94826458	79,499
8/9/2020	94905957	79,499
8/10/2020	94985456	80,376
8/11/2020	95065832	66,984
8/12/2020	95132816	78,436
8/13/2020	95211252	75,548
8/14/2020	95286800	77,232
8/15/2020	95364032	77,232
8/16/2020	95441264	77,232
8/17/2020	95518496	85,536
8/18/2020	95604032	91,853
8/19/2020	95695885	86,651
8/20/2020	95782536	50,424
8/21/2020	95832960	79,640
8/22/2020	95912600	79,640
8/23/2020	95992240	79,640
8/24/2020	96071880	79,640
8/25/2020	96151520	87,939
8/26/2020	96239459	59,493
8/27/2020	96298952	59,494
8/28/2020	96358446	74,302
8/29/2020	96432748	74,302
8/30/2020	96507050	74,303
8/31/2020	96581353	74,303
9/1/2020	96655656	77,672
		95,222
% based on allotted capacity 250,000 gpd		38%

**MINUTES OF THE MEETING OF
FORT BEND COUNTY FRESH WATER SUPPLY DISTRICT NO. 1**

August 12, 2020

STATE OF TEXAS

COUNTY OF FORT BEND

The Board of Supervisors (the “Board”) of Fort Bend County Fresh Water Supply District No. 1 of Fort Bend County, Texas (the “District”), met in special session, open to the public, on Wednesday, August 12, 2020, at 6:00 p.m., via video and telephonic conference, as permitted by the March 16, 2020, Declaration by the Governor of the State of Texas which suspended certain provisions of Chapter 551, Texas Government Code. The roll was called of the members of the Board, to wit:

Paul Hamilton	President
Greg Fleck	Vice President
Calvin Casher	Secretary
Rodrigo Carreon	Assistant Secretary
Rosa Linda Medina	Assistant Secretary

All members of the Board were present, except Supervisor Medina, thus constituting a quorum.

Also present at the meeting were: Michael R. Willis and Tamara Sharkey of Sanford Kuhl Hagan Kugle Parker Kahn LLP (“SK Law”), the District’s Attorney.

Supervisor Carreon joined the meeting already in progress.

The meeting was called to order at 6:03 p.m. and the following business was transacted.

1. HEAR FROM PUBLIC (MATTERS ON THE AGENDA)

The Board noted there were no members of the public present who wished to address the Board concerning matters on the Agenda at this time.

2. FRESNO GARDENS NORTH RESIDENT CONNECTIONS

Next the Board recognized Mr. Willis, who discussed with the Board the letter from Mr. Kevin Murray in response to the letter from the District informing him both his and his father’s properties (4910 Doreen and 351 Post, respectively) were removed from the plumbing contract due to his failure to have the properties connected to the District’s water system and put a payment plan in place with Environmental Development Partners, the District’s operator (“EDP”) for the tap fees, as discussed at previous meetings. Mr. Willis reminded the Board they approved, at the November 21, 2019 town hall meeting, adding both properties into the contract, so long as Mr. Murray paid for the costs to connect 351 Post to the District’s water system. Mr. Murray then attended the December 19, 2019 meeting to discuss the District’s tap fees compared to those for the City of Arcola and was directed to the District’s rate order. Mr. Murray failed to pay or arrange payment for of the tap fees with EDP. Mr. Willis informed the Board Mr. Murray was sent a notification that he missed the deadline to have 351 Post connected to the District’s water system in order to be included in the contract for the project with a response required from Mr. Murray by June 30, 2020. In his letter, Mr. Murray refused to pay the tap fees quoted and again

compared the rates to those of the City of Arcola. Mr. Murray stated he would contact the local media over the matter if the fees were not decreased. The consensus of the Board was to continue the discussion at the next board meeting and specifically invite Mr. Murray to attend.

3. APPROVE AMENDED AND RESTATED ORDER CALLING SUPERVISORS AND TAX ASSESSOR/COLLECTOR ELECTION

The Board recognized Mr. Willis, who presented to and reviewed with the Board a proposed Amended and Restated Order Calling Supervisors and Tax Assessor/Collector Election. Mr. Willis reminded the Board it had, out of concern for the public health and safety, postponed the election until November 3, 2020 and this amended order would call the election for such date.

Upon motion by Supervisor Casher, seconded by Supervisor Fleck, the Board voted unanimously to adopt the Amended and Restated Order Calling Supervisors and Tax Assessor/Collector Election, a copy of which is on file in the official records of the District.

At this time, Supervisor Carreon joined the meeting and was provided a summary of the Board's consensus to continue discussion of Mr. Murray's response letter at the regular meeting.

There being no further business to come before the Board, upon a motion duly made and seconded, the Board voted unanimously to adjourn.

[THE REMAINDER OF THIS PAGE LEFT INTENTIONALLY BLANK.]

PASSED, ADOPTED, and APPROVED this _____.

Secretary

[SEAL]

**MINUTES OF THE MEETING OF
FORT BEND COUNTY FRESH WATER SUPPLY DISTRICT NO. 1**

August 20, 2020

STATE OF TEXAS

COUNTY OF FORT BEND

The Board of Supervisors (the “Board”) of Fort Bend County Fresh Water Supply District No. 1 of Fort Bend County, Texas (the “District”), met in regular session, open to the public, on Thursday, August 20, 2020, at 6:00 p.m., via video and telephonic conference, as permitted by the March 16, 2020, Declaration by the Governor of the State of Texas which suspended certain provisions of Chapter 551, Texas Government Code. The roll was called of the members of the Board, to wit:

Paul Hamilton	President
Greg Fleck	Vice President
Calvin Casher	Secretary
Rodrigo Carreon	Assistant Secretary
Rosa Linda Medina	Assistant Secretary

All members of the Board were present, thus constituting a quorum.

Also present at the meeting were: Cindy Grimes with Municipal Accounts & Consulting, LP, the District’s Bookkeeper (“MAC”); David Smalling with Robert W. Baird & Co. Incorporated (“Financial Advisor” or “Baird”), the District’s Financial Advisor; David Dybala with Jacobs Engineering Group, Inc. (“Jacobs”), the District’s Engineer; Breah Campbell with Environmental Development Partners (“EDP”), the District’s Operator; Dwayne Grigar with Fort Bend County Precinct No. 1; Eugene Koh and Kevin Murray, members of the public; and Michael R. Willis and Tamara Sharkey of Sanford Kuhl Hagan Kugle Parker Kahn LLP (“SK Law”), the District’s Attorney.

The meeting was called to order at 6:00 p.m. and the following business was transacted.

1. HEAR FROM PUBLIC (MATTERS ON THE AGENDA)

The Board noted there were no members of the public present who wished to address the Board concerning matters on the Agenda at this time.

Supervisor Fleck joined the meeting in progress.

2. DISCUSS 2020 TAX LEVY AND CALL PUBLIC HEARING

The Board recognized Mr. Smalling and considered the Tax Rate Analysis prepared by Baird. The Financial Advisor recommends a debt service tax rate of \$0.59 per \$100 of assessed valuation and an operation and maintenance tax rate of \$0.41 per \$100 of assessed valuation for a total tax rate of \$1.00 per \$100 of assessed valuation. Mr. Willis reminded the Board the process of setting the tax rate has two steps. The first step is to establish a proposed tax rate, call a public hearing on the proposed tax rate, and authorize publication of notice of the proposed tax rate and public hearing in a newspaper of general circulation in Fort Bend County. The second step is to conduct the public hearing and officially set the tax rate.

Mr. Willis and Mr. Smalling discussed legislative updates from SB 2 with the Board, including Sections 49.23601 through 49.23603 of the Texas Water Code. After discussion, the Board determined that the District is continuing to develop and should be classified under Section 49.23603.

Upon a motion made by Supervisor Medina, seconded by Supervisor Casher, and after full discussion, the Board voted unanimously to (1) establish its intent to set and levy (i) a debt service tax rate for 2020 in the amount of \$0.59 per \$100 of assessed valuation, and (ii) an operation and maintenance tax of \$0.41 per \$100 of assessed valuation for a total tax rate of \$1.00 per \$100 of assessed valuation, (2) to call a public hearing on the proposed tax rate for Thursday, September 17, 2020, at 6:00 P.M. at the regular meeting place of the Board, and (3) to authorize publication of the proposed tax rate and public hearing.

At this time, Mr. Smalling left the meeting.

3. BOOKKEEPER'S REPORT

The Board then considered the Bookkeeper's Report presented by Ms. Grimes, a copy of which is on file in the official records of the District, and the invoices and checks presented for payment as follows:

A. Approval of Bills.

The Board reviewed the bills presented for payment. Ms. Grimes noted the three fees of office from the special meeting on August 12, 2020 have been added.

B. Review Investment Report.

The Board reviewed the investment report.

C. Review Collateral Pledge Report.

The Board reviewed the Collateral Pledge report.

D. Amended Budget for Fiscal Year Ending December 31, 2020.

The Board reviewed an amended budget for fiscal year ending December 31, 2020.

Upon motion duly made by Supervisor Casher, seconded by Supervisor Medina, and after full discussion, the Board voted unanimously to approve (i) the Bookkeeper's Report and authorize the payment of the checks and invoices listed therein and (ii) the amended budget.

4. TAX REPORT

Ms. Grimes then presented to the Board the Tax Report.

Upon motion duly made by Supervisor Fleck, seconded by Supervisor Casher, the Board voted unanimously to approve the Tax Report, as presented.

5. ENGINEER'S REPORT

The Board recognized Mr. Dybala, who presented the Engineer's Report, a copy of which is on file in the official records of the District, as follows:

A. Status of Projects

- Fresno Gardens North Subdivision Wastewater Collection System
 - Mr. Dybala reports the project was completed in July of 2020 and is awaiting TWBD approval.
 - Mr. Dybala presented to the Board for approval Pay Estimate No. 8 (final) from R Construction Company (“R Construction”) in the amount of \$350,967.28, subject to the final approval of the TWBD, and Invoice No. 8 (final) from Geotest Engineering, Inc. (“Geotest”) in the amount of \$1,706.35, as well as approval of the Certificate of Final Completion, District’s Acceptance of Project Completion Certificate, and Change Orders No. 1 and 2, and recommended approval.
 - Mr. Dybala also requested the Board appoint a representative officer to execute the closeout documents once the TWBD has granted approval.
- Fresno Gardens North Subdivision Wastewater Plumbing Contract
 - Mr. Dybala reported four bids for the project were received on July 30, 2020 and the project was awarded to T Construction, LLC (“T Construction”) with a bid amount of \$293,981.00.
 - Mr. Dybala presented the Geotest proposal for providing material testing services during construction for an estimated amount of \$14,962.00.
 - Mr. Dybala requested the Board appoint two representatives to execute the construction contracts once complete, including the provision of acceptable bonds and insurance.
 - Mr. Dybala anticipates the pre-construction meeting in the coming week and for construction to begin September 2020 for completion in December 2020/January 2021.
- Gateway Acres Subdivision Wastewater Collection System
 - The construction project will be on hold until completion of Trammel Fresno Road widening project and securing a new loan.
 - Jacobs is completing the project construction drawings for agency review. Mr. Dybala informed the Board the CAD document is expected in August from Landtech, Inc. (“Landtech”) for a detailed topographic survey, which is in progress, along Trammel Fresno Road, from approximately Jan St. to Kansas St. (approximately 1.25 miles long for the full ROW width).
- Fresno Ranchos Subdivision Wastewater Lift Station and Force Main
 - Jacobs is completing the construction drawings for agency review. Construction of the new project will be on hold until completion of Trammel Fresno Road widening project and securing a new loan.
 - The Landtech survey proposal discussed above will also be used for this project.
- Gateway Acres Subdivision Wastewater Plumbing Contract
 - Townhall meetings will be conducted once the public wastewater lines for this area are under construction.

- Water Plant #2
 - Final construction drawings are complete and were approved by TCEQ this month. Once the contract documents are approved, they will be submitted for TWBD for its approval to advertise the project.
 - Jacobs anticipates approval in September of 2020 and then advertising for the project can commence.
 - October – December 2020 – Advertising, Awarding, and Contract Execution
 - January 2021 – March 2022 – Construction
 - District Estimated Water Connection Timeline (FBCFWSD#1 WP#1 Connection Capacity = 1,750)
 - End of 2020=1,675
 - End of 2021=1,750
 - Anticipate completing District’s WP#2 by end of 2021 or early 2022.

B. Authorize Engineer to prepare plans and specifications for water and wastewater systems projects as necessary

- The Board noted that no action was necessary at this time.

C. Authorize solicitation/advertisement of bids for construction of water system and wastewater system projects as necessary

- The Board noted that no action was necessary at this time.

D. Report on status of project funding and take necessary action related thereto

1. Project One Year Warranty Expiration Dates

- Fresno Gardens North Wastewater Collection System warranty expires June 17, 2021.

2. 2015 TWDB DFUND Loan

- Jacobs anticipates using remaining funds for Water Plant No. 2 project.

3. 4th TWBD DFUND Loan

- Jacobs anticipates using remaining funds for Water Plant No. 2 project.

4. 2020 TCEQ Loan

- The anticipated loan amount is approximately \$10,450,000 and would fund the following projects: Gateway Acres Subdivision Wastewater Collection System, Fresno Ranchos Subdivision Lift Station and Force Main project, and certain costs related to the District’s share of an Expansion of the City of Arcola (the “City” or “COA”) Wastewater Treatment Plant.
- The bond application report is in process and Jacobs is currently waiting for additional information from COA.

5. Fort Bend County CDBG Funds

- Jacobs recommends applying for community development block grant funds once the Gateway Acres Subdivision Wastewater Plumbing project is underway.

E. Projections for District Water and Wastewater Projects

- Need to update information every January and July. Mr. Dybala presented the updated exhibits for the website and project display boards.

F. Discuss Emergency Preparedness Plan

- Jacobs and EDP will review the EPP in April of each year to determine if changes are necessary.

G. Requests for Water and Sanitary Sewer Service

- **Water Service**
 - Mr. Dybala reviewed the status of non-residential applications for water service, updates on applications in process, and pending connections.
- **Wastewater Service**
 - Mr. Dybala reviewed the status of non-residential applications for wastewater service and pending connections.

H. Trammel Fresno Road Widening Project

- EDP is preparing the final waterline adjustment list to present to the Board.

I. Potential Emergency Water Interconnect with Brazoria County Municipal Utility District No. 21

- Brazoria County Municipal Utility District No. 21 (“BC MUD 21”) is interested in pursuing an interconnect once the District completes Water Plant No. 2 with a 50/50 cost split.

J. Emergency Water Interconnect with Charleston Municipal Utility District

- The proposed interconnect with Charleston Municipal Utility District (“Charleston MUD”) is waiting for TCEQ approval. Jacobs received a copy of the final emergency interconnect agreement. A pre-construction meeting was reportedly conducted on March 17, 2020. Mr. Dybala spoke with COA consultants who informed him the project has not yet finished, but once it is complete, record drawings will be provided to the District.

K. Consider Water Service to NalcoChampion

- Mr. Dybala noted the customer was informed it can apply for District water service that can be used to fill water tanks for fire event use.

L. Status of COA Water Plant

- Mr. Dybala anticipates the City water plant to be complete by the end of 2021.

M. Status of COA WWTP Expansion Project (0.675 mgd to 0.95 mgd)

- The Board responded to the City stating the District's interest in participating in the proposed expansion and reserving a capacity of 100,000 gpd. As discussed at prior meetings, COA is finalizing the estimate and Jacobs will present the District's estimated share when the estimate is available.

N. FM 521 Roadway Widening Project

- Provided record drawings to Dannenbaum and a utility coordination meeting is expected in the coming months to discuss impact on District facilities.

O. Water Plant No. 1 Inspection

- Both hydropneumatics tanks require recoating of internal surfaces, a ground storage tank requires recoating, and some piping and equipment will need to be replaced per EDP's inspection report. A repair schedule and plan will be presented once final reports are received and the project is anticipated to begin in winter of 2020.

Upon motion made by Supervisor Medina, and seconded by Supervisor Casher, and after full discussion, the Board voted unanimously to approve the Certificate of Final Completion, District's Acceptance of Project Completion Certificate, and Change Orders No. 1 and 2.

Upon motion made by Supervisor Fleck, and seconded by Supervisor Casher, and after full discussion, the Board voted unanimously to approve (i) subject to the final approval of the TWBD, Pay Estimate No. 8 (final) from R Construction in the amount of \$350,967.28; (ii) Invoice No. 8 (final) from Geotest in the amount of \$1,706.35, and (iii) award the Fresno Gardens North Subdivision Wastewater Plumbing Contract construction contract to T Construction in the amount of \$293,981.00.

Upon motion made by Supervisor Casher, and seconded by Supervisor Fleck, and after full discussion, the Board voted unanimously to authorize Supervisors Fleck and Casher, and Supervisor Hamilton as an alternate, to execute on behalf of the District any required documents to effectuate the Certificates of Completion, Change Orders, and T Construction contract approved above.

Upon motion made by Supervisor Medina, and seconded by Supervisor Fleck, and after full discussion, the Board voted unanimously to approve the Engineer's Report.

6. OPERATOR'S REPORT/TERMINATION OF SERVICE

Next the Board recognized Ms. Campbell, who submitted to and reviewed with the Board the Operator's Report, a copy of which is on file in the official records of the District.

A. Repairs to Water and Wastewater systems

Ms. Campbell reported substantial system repairs and maintenance as follows:

- Installed residential taps and meters at six locations;
- Completed top clean of wet well for Lift Station No. 1; and
- Repaired two fire hydrants.

Ms. Campbell reported the reflective collars for the fire hydrants, as discussed at previous meetings, have been ordered and installation is anticipated next month.

Ms. Campbell next discussed with the Board the status of back-charges billed to Base Construction for damages caused in connection with the road project and potential additional actions for collection.

Ms. Campbell then reported the status of an emergency well repair for Water Plant No. 1 is underway and the District's water is currently being provided pursuant to the interconnect with Fort Bend Municipal Utility District No. 23. Ms. Campbell informed the Board a well inspection in the amount of \$10,000.00 was authorized to identify the source of the blockage for emergency repairs. Ms. Campbell reported repair estimates are ranging between \$50,000.00 – \$80,000.00 depending on recommendations, and an insurance claim for the well repair has been filed.

B. Requests for Water Taps

Ms. Campbell did not report any requests at this time.

C. Delinquent Water Accounts and Service Terminations

Ms. Campbell provided a list of customers that received a delinquent letter by mail and are subject to disconnection of service. Ms. Campbell, in response to questions from the Board, discussed the higher fees for certain accounts and reported that certain accounts also contained a payment plan for tap fees from connecting to the District's water system.

Upon a motion duly made by Supervisor Fleck, seconded by Supervisor Casher, and after full discussion, the Board voted unanimously to (1) approve the Operator's Report; (2) authorize SKLaw to send a collection letter to Base Construction; and (3) approve the termination list and account write-offs.

7. ATTORNEY'S REPORT

The Board recognized Mr. Willis, who presented the Attorney's report as follows:

A. Approval of Minutes

The proposed minutes of the meeting held on July 16, 2020 were presented for approval.

Upon motion duly made by Supervisor Medina, seconded by Supervisor Fleck, the Board voted unanimously to approve the minutes of the meeting held on July 16, 2020, as presented.

B. Discuss Regional Facilities Contract

Mr. Willis noted the TCEQ inspection of the Regional Wastewater Treatment Plant, as discussed at previous meetings, is still being reviewed with the City of Arcola for a potential issue on ESFCs. Once resolved, Mr. Willis will update the Board.

C. Resolution Regarding Annual Review of Investment Policy

Mr. Willis presented to the Board a Resolution Regarding Annual Review of Investment Policy.

Upon a motion made by Supervisor Fleck, seconded by Supervisor Casher, and after full discussion, the Board voted unanimously to approve the Resolution Regarding Annual Review of Investment Policy.

D. Fresno Gardens North Resident Connections

The Board next recognized Mr. Murray and discussed his response letter regarding his removal from the construction contract for failure to respond. Mr. Murray repeatedly stated he felt the cost of the connection for his father's property was excessive. The Board reminded Mr. Murray (i) he had missed the sign up period to be included in this project and the Board permitted his inclusion on the condition he pay the costs of connection to the District's water system for his father's property (which is in the area designated for the clean-up phase of the project); (ii) EDP has informed him the cost is an estimate only and may decrease based on actual costs of the work as well as that the amount is not due upfront and a payment plan can be established; (iii) the cost is based on the District's rate order; (iv) and, due to his failure to respond to attempts to contact him, the contract is now final and his properties cannot be added except through a change order, the costs of which he will be solely responsible for. The consensus of the Board was no changes are to be made to the contract at this time and Mr. Murray is responsible for the costs should he connect the properties to the District's water system.

At this time, Supervisor Medina left the meeting.

Upon a motion made by Supervisor Fleck, seconded by Supervisor Casher, and after full discussion, the Board voted unanimously to approve the Attorney's Report.

8. REGIONAL PLANT COMMITTEE REPORT

Supervisor Hamilton then presented the Regional Plant Committee Report.

Upon a motion made by Supervisor Carreon, seconded by Supervisor Casher, and after full discussion, the Board voted unanimously to approve the Regional Plant Committee Report.

9. HEAR FROM THE PUBLIC.

The Board recognized Eugene Koh, who addressed the Board concerning an agreement between himself and R Construction for the use of his property at 4098 W. Davis Road for dirt disposal related to the District's contract with R Construction, as discussed at previous meetings. Mr. Koh discussed the status of the dispute, and again requested Mr. Dybala and Mr. Willis, during closeout for the Fresno Gardens North Wastewater Collection System, review the District's contracts with R Construction and see if there are any provisions that could prevent paying the reserved amounts until R Construction acts on the issues caused by the dirt disposal on Mr. Koh's property. Mr. Willis and Mr. Dybala informed Mr. Koh the TWBD will be reviewing the project prior to the next regular meeting.

There being no further business to come before the Board, upon a motion duly made and seconded, the Board voted unanimously to adjourn.

[THE REMAINDER OF THIS PAGE LEFT INTENTIONALLY BLANK.]

PASSED, ADOPTED, and APPROVED this _____.

Secretary

[SEAL]

**Fresno Freshwater 1 Wastewater Treatment Plant
July 20, 2020 Through August 20, 2020 Summary
September 17, 2020**

The treatment plant operation information was received by Paul Hamilton from John Montgomery with Municipal Operations & Consultants.

WWTP Operations Report:

During the month of August 2020 per the attached MOC monthly report, the WWTP was operating at 41% of the 0.675 MGD permit capacity and was operating within permit parameters. Arcola had 28% inflow and Freshwater-1 had 13%, 88828 gallons daily average inflow. The plant average daily flow was 278,287 gallons. During the month total plant flow (6/30/20-7/31/2020) was 8,626,900 gallons. The daily plant peak flow was 832,500 gallons. The total rainfall for the month of July was 6.75 inches.

WWTP Discharge Monitoring Report:

The July 2020 Discharge Monitoring Report (DMR) did not reflect any parameter exceedances. A copy of the DMR is attached.

Operations Expenses

The WWTP total expenses for July 6, 2020 July 30, 2020 was \$ 2,713.75. \$1000.00 for MOC monthly services plus \$ 6,123.36 for ancillary supplies and activities. See attached expense sheets, back 3 pages of the report package.

Paul Hamilton

FBFW1 Supervisor & Treatment Plant Liaison



Municipal Operations & Consulting, Inc.

MONTHLY OPERATIONS REPORT FOR THE CITY OF ARCOLA

August, 2020

TOTAL CONNECTION COUNT: 745
SEWER ONLY BILLED: 258
WATER/SEWER BILLED: 349
VACANTS: 138

BILLING PERIOD: 07/20/20 - 08/20/20

FWSD 1 - Previous Read 135,891,000
Read Date: 08/20/20 138,808,000
Total Gallons Pumped: 2,917,000
Water received from FB 141 0
Water supplied to FB 141 0
Gallons Billed 2,595,000
Leaks and Flushing 110,000
Pumped vs Billed 93%

Notes:	Penalty	Tap Fee	Sewer	Water	NFBWA	TCEQ	Misc.	Deposit	TOTAL
REVENUE:	\$205.78	\$0.00	\$21,317.59	\$20,086.62	\$10,283.71	\$0.00	\$2,467.53	\$700.00	\$55,061.23

WASTEWATER TREATMENT PLANT

T.C.E.Q. Permit Number: TX0102385
Permit expiration date: January, 2024

	July, 2020		Measured by:
Average daily flow	278,287	Permitted Daily Flow	675,000 gal.per day
Average CBOD	3	Permitted CBOD	10 lbs/day
Average Total Suspended Solids	2.09	Permitted T.S.S.	15 mg/l
Average Ammonia Nitrogen	0.07	Permitted Ammonia Nitrogen	3 mg/l
Average PH	7.41	Permitted PH	6.00 - 9.00 STD UNIT
Average Dissolved Oxygen	6.72	Permitted Dissolved Oxygen	4.0 mg/l
E. coli	1.41	Permitted E. coli	126.0 mpn/100 ml
Total Rainfall	6.75		
Daily Average Flow - FS #1	88,828		
FS #1 Flow	13%		
Arcola Flow	28%		

Sewer Treatment plant is currently operating at 41% of the permitted capacity

Sewer Treatment Plant/Lift Station - Notes

Edit DMR

Collapse Header

Permit

Permit ID: TX0102385
Permittee: ARCOLA, CITY OF

Facility: CITY OF ARCOLA WWTP

Permitted Feature: 001 - External Outfall

Report Dates & Status

Monitoring Period: From 07/01/20 to 07/31/20
Status: NetDMR Validated

Principal Executive Officer

First Name:

Title:

No Data Indicator (NODI)

Form NODI:

Major:

Permittee Address: 13222 HWY 6
ARCOLA, TX 77583
Facility Location: 5925 FM 521
ARCOLA, TX 77583
Discharge: A - DOMESTIC FACILITY - 001

DMR Due Date: 08/20/20

Last Name:

Telephone:

Parameter	NODI	Quantity or Loading		Quality or Concentration		Quality or Concentration		Quality or Concentration		# of Ex.	Freq. of Analysis	Smpl. Type
Code	Name	Value 1	Value 2	Units	Value 1	Value 2	Value 3	Units				
00300	Oxygen, dissolved [DO]											
1 - Effluent Gross												
Season: 0	Req.											
NODI:												
00400	pH											
1 - Effluent Gross												
Season: 0	Req.											
NODI:												
00530	Solids, total suspended											
1 - Effluent Gross												
Season: 0	Req.											
NODI:												
00610	Nitrogen, ammonia total [as N]											
1 - Effluent Gross												

Code	Name	Value 1	Value 2	Units	Value 1	Value 2	Value 3	Units	Ex.	Analysis	Type
Season: 0		Req. <= 17.0 Daily Average		Pounds per Day		<= 3.0 Daily Average	<= 10.0 Daily Maximum	Milligrams per Liter		Weekly	COMPOS
NODI:											
50050	Flow, in conduit or thru treatment plant	Smpl. <= 0.278287	<= 0.8325	MGD					0	99/99	TM
1 - Effluent Gross											
Season: 0		Req. <= 0.675 Daily Average	Req Mon Daily Maximum	Million Gallons per Day						Continuous	TOTALZ
NODI:											
50060	Chlorine, total residual	Smpl. <= 1.77					<= 3.7	mg/L	0	01/01	GR
1 - Effluent Gross											
Season: 0		Req. >= 1.0 Monthly Minimum					<= 4.0 Monthly Maximum	Milligrams per Liter		Daily	GRAB
NODI:											
51040	E. coli	Smpl. <= 1.414					<= 2.0	MPN/100ml	0	02/30	GR
1 - Effluent Gross											
Season: 0		Req. <= 126.0 Daily Average					<= 399.0 Daily Maximum	Most Probable Number (MPN) per 100ml		Twice Per Month	GRAB
NODI:											
70295	Solids, total dissolved	Smpl. <= 1680.0		lb/d		<= 851.0	<= 988.0	mg/L	0	01/07	CS
1 - Effluent Gross											
Season: 0		Req. Req Mon Daily Average		Pounds per Day		Req Mon Daily Average	Req Mon Daily Maximum	Milligrams per Liter		Weekly	COMPOS
NODI:											
80082	BOD, carbonaceous [5 day, 20 C]	Smpl. <= 6.18		lb/d		<= 3.04	<= 4.44	mg/L	0	01/07	CS
1 - Effluent Gross											
Season: 0		Req. <= 56.0 Daily Average		Pounds per Day		<= 10.0 Daily Average	<= 25.0 Daily Maximum	Milligrams per Liter		Weekly	COMPOS
NODI:											

Edit Check Errors

No results.

MR Comments

INTERIN II PHASE EFFECTIVE NOVEMBER 11, 2019 AND LASTING THROUGH COMPLETION OF EXPANSION TO THE 0.95 MGD FACILITY.

Comments

Attachments

No results.

City of Arcola Sewage Treatment Plant

July-20

	Flow Reading	Total Gallons x100	2hr Peak	CL ₂ Res.	Mag. Res.	Final CL ₂	Sample Temp	%Solids SV - 30	Sludge Blanket	Waste Time	Bleach Total Used	Rainfall (Inches)
6/30/2020	7126481		30	2.1	0.08		3	20	5	0	20	0
7/1/2020	7128604	2123	45	2.3	0.11	2.19	3	19	5	40	20	0
7/2/2020	7130292	1688	30	2.6	0.05	2.55	3	19	5	0	20	0
7/3/2020	7132188	1896	40	2.4	0.09	2.31	3			40	20	0
7/4/2020	7133971	1783	15	2.2	0.12	2.08	3			40	20	0
7/5/2020	7136148	2177	10	2	0.1	1.9	3			0	20	0
7/6/2020	7138577	2429	50	2.3	0.11	2.19	3			40	20	0
7/7/2020	7140661	2084	30	2.1	0.12	1.98	3	20	5	0	20	0
7/8/2020	7141867	1206	25	2.2	0.08	2.12	3			0	20	0
7/9/2020	7144428	2561	15	3.3	0.1	3.2	3	26	5	0	20	0
7/10/2020	7146260	1832	35	3	0.11	2.89	3			40	20	0
7/11/2020	7147497	1237	30	3.1	0.13	2.97	3			40	20	0
7/12/2020	7148884	1387	30	3.2	0.09	3.11	3			0	20	0
7/13/2020	7150827	1943	20	3	0.12	2.88	3			40	20	0
7/14/2020	7152457	1630	25	2.6	0.1	2.5	3	26	5	40	20	0
7/15/2020	7155117	2660	28	2.3	0.14	2.16	3			20	20	0
7/16/2020	7156062	945	40	2	0.11	1.89	3	30	5	40	20	0
7/17/2020	7158402	2340	31	1.9	0.13	1.77	3			0	20	0
7/18/2020	7161029	2627	45	2.9	0.12	2.78	3			40	20	0
7/19/2020	7162235	1206	30	2.6	0.12	2.48	3			0	20	0
7/20/2020	7163818	1583	31	2.1	0.1	2	3			0	20	0
7/21/2020	7167341	3523	45	3	0.18	2.82	3	19	5	40	20	1
7/22/2020	7169725	2384	40	3.8	0.11	3.69	3			40	20	0.5
7/23/2020	7171149	1424	31	3.6	0.08	3.52	3	22	5	40	20	0
7/24/2020	7172656	1507	40	3.2	0.18	3.02	3			40	20	0
7/25/2020	7175166	2510	30	3.8	0.1	3.7	3			20	20	0.5
7/26/2020	7181351	6185	60	3.4	0.11	3.29	3			40	20	1.5
7/27/2020	7189676	8325	61	3.2	0.09	3.11	3			0	20	1
7/28/2020	7196224	6548	60	3	0.15	2.85	3	30	5	0	20	0.75
7/29/2020	7202314	6090	65	3.3	0.12	3.18	3			0	20	0.5
7/30/2020	7208759	6445	55	3.8	0.1	3.7	3	32	6	40	20	1
7/31/2020	7212750	3991	50	3.1	0.11	2.99	3			40	20	0

Total Flow Gallons:	8,626,900	Min. CL ₂	1.77	Total CL ₂ :	640
Daily Average (0.5 MGD):	278,287	Max. CL ₂	3.70	Total Daily Avg CL ₂ :	20
Daily Peak Flow:	832,500	7/27/2020			

2 Hour Peak in GPM (1389):	877	Total Rainfall:	6.75
----------------------------	-----	-----------------	------

Supervising Operator:	James Durgens	Supervisor Signature:	
Supervisor License #:	WW0061603 (B)	Date:	



27316 Spectrum Way
Oak Ridge, TX 77385
Phone: (281) 367-5511
Fax: (281) 367-5517

1825 N Mason Rd
Katy, TX 77449
Phone: (281) 347-8686

City of Arcola
Bookkeeper Invoice Log (SP)

August 2020

Invoice Date	Invoice #	Vendor	Service/Mdse.	Used At	Invoice Total
7/19/2020	38395	Chlorinator Maint. Co., Inc.	Repairs/Maintenance	SP	\$ 625.00
7/21/2020	228850	NAPCO Chemical Company	Chemicals	SP	\$ 3,094.00
7/24/2020	208001	BMI - Biosolids Management	Sludge Haul	SP	\$ 3,986.25
7/31/2020	208313	BMI - Biosolids Management	Sludge Haul	SP	\$ 2,340.00
9/1/2020		Municipal Operations & Consulting, Inc.	Wastewater Operations	SP	\$ 1,713.75

CHLORINATOR MAINT.CO.,INC.

INVOICE

P. O. Box 1313
PASADENA, TEXAS 77501
phone (713) 472-1201
fax (713) 472-7717

DATE	INVOICE #
7/19/2020	38395

BILL TO
Municipal Operations Co. P. O. Box 1689 Accounts Payable Spring, Texas 77383

SHIP TO
Arcola STP 7/19/20

P.O. NO.		TERMS	SHIP VIA	PLUS TAX	TAX EXEMPT	TAXES DIRECT
42280		Net 30	Our service		yes	
QTY	ITEM	DESCRIPTION			PRICE	AMOUNT
1	QDos 30 Labor & milea	Travel, parts and labor to service CL2 not feeding Chlorine Qdos30 Grundfas Pump head PRORATED Total Parts, labor and mileage \$625.00 Tax Exempt Thanks for the Order			260.00 365.00	260.00 365.00
It's been a pleasure working with you!				Total		\$625.00



NAPCO
CHEMICAL COMPANY
Customized Water Treatment Solutions

PO Box 1239
Spring, TX 77383
Phone: (281) 651-6800

Invoice

Invoice No.	228850
Customer No.	002788

Bill To

Municipal Operations & Consulting, Inc
P.O. Box 1689
Spring, TX 77383-1689

Ship To

City of Arcola STP
5921 FM 521
MOC
Arcola, TX 77583

Invoice Date	Order Date	SO Number	Order By	Customer PO Number	Payment Method	
7/21/2020	7/21/2020		Jud	42227	Net 30	
Ship Via		F.O.B.		Salesperson		
				JPR		
Ship Qty	Item Number - Description				Unit Price	Extend Price
2,380.00 00	NAP-BLEACH-BULK Hypochlorite solutions (Sodium Hypochlorite) - bulk Remarks: Napco Bleach 12.5% Class 8 UN1791 PKG III, RQ, Corrosive DOT-E 12412 (NAPCO 12.5% Bleach) Certified to NSF ANSI Std. 60 MUL 70 mg/L Lot # - 2020-1438 del: 06/29/20				1.3000	3,094.00



Print Date 07/21/20
Print Time 03:19 PM
Page No. 1
Printed by: Dclem

Total Paid	0.00
Previous Balance	5551.00
Due Date	08/20/20

Subtotal	3094.00
Invoice Total	3094.00

BMI - Biosolids Management
a division of K-3 Resources, LP
P.O. Box 2236
Alvin, TX 77512

Invoice

(281) 585-2817

DATE	INVOICE NO.
7/24/2020	208001

BILL TO
Municipal Operations & Consulting City of Arcola P.O. Box 1689 Spring, TX 77383-1689

SEND PAYMENT TO
K-3 Resources, LP P.O. Box 2236 Alvin, Texas 77512

		P.O. NO.	TERMS	PLANT	
			Net 30	ARCOLA	
Date	Manifest	Description	QTY/HRS	Rate	Amount
7/9/2020	253415	Liquid Haul - Lime Stabilized	6,500	0.06	390.00
	253416	Liquid Haul - Lime Stabilized	6,500	0.06	390.00
7/10/2020	253366	Liquid Haul - Lime Stabilized	6,500	0.06	390.00
	253367	Liquid Haul - Lime Stabilized	6,500	0.06	390.00
	253368	Liquid Haul - Lime Stabilized	6,500	0.06	390.00
	253433	Liquid Haul - Lime Stabilized	6,500	0.06	390.00
	253434	Liquid Haul - Lime Stabilized	6,500	0.06	390.00
7/14/2020	253165	EMERGENCY CALL OUT		250.00	250.00
		Hourly charge for vacuum truck	5.75	175.00	1,006.25
			Total		\$3,986.25

(281) 585-2817

DATE	INVOICE NO.
7/31/2020	208313

BILL TO
Municipal Operations & Consulting City of Arcola P.O. Box 1689 Spring, TX 77383-1689

SEND PAYMENT TO
K-3 Resources, LP P.O. Box 2236 Alvin, Texas 77512

		P.O. NO.	TERMS	PLANT	
			Net 30	ARCOLA	
Date	Manifest	Description	QTY/HRS	Rate	Amount
7/30/2020	254171	Liquid Haul - Lime Stabilized	6,500	0.06	390.00
	254173	Liquid Haul - Lime Stabilized	6,500	0.06	390.00
	254174	Liquid Haul - Lime Stabilized	6,500	0.06	390.00
	254613	Liquid Haul - Lime Stabilized	6,500	0.06	390.00
	254614	Liquid Haul - Lime Stabilized	6,500	0.06	390.00
	254615	Liquid Haul - Lime Stabilized	6,500	0.06	390.00
			Total	\$2,340.00	

		<u>Wastewater Plant</u>						
07/06	5925 FM 521	Swept facility building and checked manhole sprayers.	Foreman	1.0	\$ 35.00	\$ 35.00		
			Utility Truck	1.0	\$ 18.00	\$ 18.00	\$ 53.00	
07/06	5925 FM 521	Cleaned around manholes.	Foreman	1.0	\$ 35.00	\$ 35.00		
			Laborer	1.0	\$ 25.00	\$ 25.00		
			Utility Truck	2.0	\$ 18.00	\$ 36.00	\$ 96.00	
07/06	5925 FM 521	Replaced digester blower belts.	Foreman	1.0	\$ 35.00	\$ 35.00		
			Laborer	1.0	\$ 25.00	\$ 25.00		
			Utility Truck	2.0	\$ 18.00	\$ 36.00	\$ 96.00	
07/07	5925 FM 521	Pulled rags from aeration basin and collected trash throughout facility.	Foreman	1.0	\$ 35.00	\$ 35.00		
			Supervisor	2.0	\$ 40.00	\$ 80.00		
			Utility Truck	3.0	\$ 18.00	\$ 54.00	\$ 169.00	
07/09	5925 FM 521	Collected sample from facility headworks.	Foreman	1.0	\$ 35.00	\$ 35.00		
			Foreman-OT	0.5	\$ 52.50	\$ 26.25		
			Utility Truck	1.5	\$ 18.00	\$ 27.00	\$ 88.25	
07/10	5925 FM 521	Cleaned stilling wells.	Foreman	1.5	\$ 35.00	\$ 52.50		
			Utility Truck	1.5	\$ 18.00	\$ 27.00	\$ 79.50	
07/10	5925 FM 521	Cleaned clarifier.	Foreman	1.5	\$ 35.00	\$ 52.50		
			Utility Truck	1.5	\$ 18.00	\$ 27.00	\$ 79.50	

Date	Service Location	Work Description	Material/Labor Cost				Job Total
			Labor/Equip	Qty	Rate	Amount	
07/14	5925 FM 521	Cleaned stilling well.	Foreman	1.0	\$ 35.00	\$ 35.00	
			Utility Truck	1.0	\$ 18.00	\$ 18.00	\$ 53.00
07/14	5925 FM 521	Responded to auto dialer call out regarding power failure; upon arrival, found power restored. Reset auto dialer.	Foreman	0.5	\$ 35.00	\$ 17.50	
			Utility Truck	0.5	\$ 18.00	\$ 9.00	\$ 26.50
07/15	5925 FM 521	Cleaned stilling well.	Foreman	1.0	\$ 35.00	\$ 35.00	
			Utility Truck	1.0	\$ 18.00	\$ 18.00	\$ 53.00
07/16	5925 FM 521	Purchased chemicals for facility use; bleach.	Foreman	0.5	\$ 35.00	\$ 17.50	
			Utility Truck	0.5	\$ 18.00	\$ 9.00	\$ 26.50
07/16	5925 FM 521	Collected sample from facility headworks.	Foreman	1.5	\$ 35.00	\$ 52.50	
			Laborer	1.0	\$ 25.00	\$ 25.00	
			Utility Truck	2.5	\$ 18.00	\$ 45.00	\$ 122.50
07/17	5925 FM 521	Troubleshoot issue with bleach not feeding properly; scheduled repairs.	Foreman	0.5	\$ 35.00	\$ 17.50	
			Utility Truck	0.5	\$ 18.00	\$ 9.00	\$ 26.50
07/17	5925 FM 521	Cleaned clarifier.	Foreman	1.0	\$ 35.00	\$ 35.00	
			Utility Truck	1.0	\$ 18.00	\$ 18.00	\$ 53.00
07/20	5925 FM 521	Cleaned stilling well.	Foreman	1.0	\$ 35.00	\$ 35.00	
			Utility Truck	1.0	\$ 18.00	\$ 18.00	\$ 53.00
07/20	5925 FM 521	Swept facility building and collected trash.	Foreman	1.0	\$ 35.00	\$ 35.00	
			Utility Truck	1.0	\$ 18.00	\$ 18.00	\$ 53.00
07/21	5925 FM 521	Responded to auto dialer call out regarding power failure; upon arrival, found power restored. Reset auto dialer.	Foreman	1.5	\$ 35.00	\$ 52.50	
			Utility Truck	1.5	\$ 18.00	\$ 27.00	\$ 79.50
07/21	5925 FM 521	Cleaned clarifier.	Foreman	1.5	\$ 35.00	\$ 52.50	
			Utility Truck	1.5	\$ 18.00	\$ 27.00	\$ 79.50

Date	Service Location	Work Description	Material/Labor Cost				Job Total
			Labor/Equip	Qty	Rate	Amount	
07/22	5925 FM 521	Cleaned stilling well.	Foreman	1.5	\$ 35.00	\$ 52.50	\$ 122.50
			Laborer	1.0	\$ 25.00	\$ 25.00	
			Utility Truck	2.5	\$ 18.00	\$ 45.00	
07/28	5925 FM 521	Responded to auto dialer call out regarding power failure; upon arrival, found power restored. Reset auto dialer.	Foreman	1.0	\$ 35.00	\$ 35.00	\$ 53.00
			Utility Truck	1.0	\$ 18.00	\$ 18.00	
07/28	5925 FM 521	Pulled rags from aeration basin.	Foreman	1.0	\$ 35.00	\$ 35.00	\$ 111.00
			Supervisor	1.0	\$ 40.00	\$ 40.00	
			Utility Truck	2.0	\$ 18.00	\$ 36.00	
07/30	5925 FM 521	Collected sample from facility headworks.	Foreman	1.0	\$ 35.00	\$ 35.00	\$ 140.00
			Supervisor	1.5	\$ 40.00	\$ 60.00	
			Utility Truck	2.5	\$ 18.00	\$ 45.00	
		Total Wastewater Plant	\$1,713.75				