

**NOTICE OF MEETING  
FORT BEND COUNTY FRESH WATER SUPPLY DISTRICT NO. 1  
OF  
FORT BEND COUNTY, TEXAS**

Notice is hereby given that the Board of Supervisors of Fort Bend County Fresh Water Supply District No. 1 will meet in special session, open to the public, at 6:00 p.m. on Tuesday, November 17, 2020. Due to concerns regarding the Coronavirus (COVID-19), the Board will conduct the meeting via video conference. The video conference meeting is authorized by the suspension of certain provisions of Chapter 551, Texas Government Code, as described below. Electronic copies of the meeting materials are available at [www.fortbendwater1.com](http://www.fortbendwater1.com) at such time as the meeting occurs or by contacting [dlopez@sklaw.us](mailto:dlopez@sklaw.us).

To participate in the meeting using ZOOM, please use the following link:  
<https://us02web.zoom.us/j/87034638507?pwd=anFmVjY0RkVjIakMwZDhNa3JMc0Q59kZz09>

**Meeting ID: 820 3463 8507  
Passcode: 360655**

To participate by audio only:  
Phone Number: 346-248-7799  
Meeting ID: 820 3463 8507  
Passcode: 360655

At the meeting the following items will be considered:

**1. Hear from public solely regarding matters on the agenda (limited to 3 minutes per person).**

**2. Review Bookkeeper's Report and consider taking action thereon, including:**

- A. Approval of bills submitted to the District for payment.
- B. Review Investment Report and authorize necessary action in connection therewith.
- C. Review Collateral Pledge Report and Investment Policy and authorize necessary action in connection therewith including any amendments or changes thereto.
- D. Approve budget for fiscal year ending December 31, 2021.

**3. Review Tax Assessor/Collector's Report and consider taking action thereon, including:**

- A. Approve write-offs as recommended by the Fort Bend County Tax Assessor/Collector.

**4. Review Engineer's Report and consider taking action thereon, including:**

- A. Report on status of projects including: (i) wastewater service to Fresno Gardens North, Gateway Acres and Fresno Ranchos, and (ii) Water Plant No. 2, and take action related thereto, including authorize advertisement of bids, award of contracts, approval of pay estimates and change orders.
- B. Authorize Engineer to prepare plans and specification for water and wastewater systems projects as necessary.
- C. Authorize solicitation/advertisement of bids for construction of water system and wastewater system projects necessary.
- D. Report on status of project funding, and take necessary action related thereto, including update on TCEQ Bond Application.
- E. Consider and take action on requests for water and sanitary sewer service.
- F. Update concerning status of non-residential connections.
- G. Update concerning Trammel Fresno road widening project.
- H. Update concerning emergency water interconnect with BC MUD 21.
- I. Update concerning emergency water interconnect with Charleston MUD.
- J. Update concerning water service to NalcoChampion.
- K. Update of status of City of Arcola water plant.
- L. Update on status of WWTP expansion.
- M. Update concerning FM 521 road widening project.
- N. Update concerning WP 1 inspection.

**5. Review Operator's Report and consider taking action thereon, including:**

- A. Approval of repairs to water and wastewater systems.
- B. Approval of requests for water taps.
- C. Approval of water termination list.

**6. Attorney's Report and consider taking action thereon, including:**

- A. Approval of minutes of meetings held on October 15, 2020 and October 20, 2020.
- B. Discuss and take action on Regional Facilities Contract.
- C. Adopt Order Canvassing Supervisors Election.
- D. Qualification of Supervisors.
- E. Consider appointing Tax Assessor/Collector.
- F. Qualification of Tax Assessor/Collector.

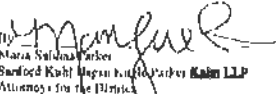
**7. Regional Plant Committee Report and consider taking action thereon.**

**8. Authorize auditor to perform audit for fiscal year ending December 31, 2020.**

**9. Hear from public.**

Pursuant to the March 16, 2020, Declaration by the Governor of the State of Texas, certain requirements of Chapter 551, Texas Government Code, have been suspended in response to the Coronavirus (COVID-19) disaster. This action allows governmental bodies to conduct meetings by telephone or video conference to advance the public health goal of limiting face-to face meetings (also called "social distancing") to slow the spread of the Coronavirus (COVID-19).

**FORT BEND COUNTY FRESH WATER  
SUPPLY DISTRICT NO. 1**

  
By Maria Saldaña Parker  
Sardood Kuhl, Margot Kuhl, and Parker Kuhl LLP  
Attorneys for the District



MUNICIPAL ACCOUNTS  
& CONSULTING, L.P.

## **Fort Bend County Fresh Water Supply District No. 1**

### **Bookkeeper's Report**

November 17, 2020

## Cash Flow Report - Checking Account

As of November 17, 2020

Num	Name	Memo	Amount	Balance
<b>BALANCE AS OF 10/16/2020</b>				<b>\$21,625.67</b>
<b>Receipts</b>				
	Interest Earned on Checking		50.22	
	Wire Transfer from Lockbox		153,454.08	
	Accounts Receivable		89.50	
	Spirit of Tx Bank CD Interest		5,963.15	
	City of Arcola Joint Water Payment		79,984.29	
<b>Total Receipts</b>				<b>239,541.24</b>
<b>Disbursements</b>				
5630	Hudson Energy Services, LLC	Utility Expense	(617.82)	
5631	North Fort Bend Water Authority	VOID: Pumpage Fees	0.00	
5633	Calvin Cashier	Fees of Office - 11/17/2020	(138.53)	
5634	Gregory Fleck	Fees of Office - 11/17/2020	(138.52)	
5635	Paul Hamilton	Fees of Office - 11/17/2020	(138.52)	
5636	Rosa Linda Medina	Fees of Office - 11/17/2020	(113.52)	
5637	Calvin Cashier	Fees of Office - Special Meeting	(138.52)	
5638	Gregory Fleck	Fees of Office - Special Meeting	(138.53)	
5639	Paul Hamilton	Fees of Office - Special Meeting, CoA Meeting, &	(415.58)	
5640	Rosa Linda Medina	Fees of Office - Special Meeting	(113.53)	
5641	Armando Mendoza	Deposit Refund	(195.83)	
5642	Jose Pedro Saucedo	Deposit Refund	(18.55)	
5643	Sharon Kovar	Deposit Refund	(48.00)	
5644	AT&T Mobility - #0808	Ipad Expense	(159.02)	
5645	AT&T Mobility - #9958	Wireless Internet Expense	(25.92)	
5646	CDC Unlimited, LLC	Mowing Expense	(225.00)	
5647	City of Arcola	Purchase Sewer & Collections Expense	(13,465.25)	
5648	DXI Industries, Inc.	Chemical Expense	(170.96)	
5649	Envirodyne Laboratories, Inc	Laboratory Expense	(80.00)	
5650	Environmental Development Partners	Maintenance & Operations	(46,176.03)	
5651	Fresno VFD	Voluntary Fire Department Collections	(1,135.90)	
5652	Geotest Engineering, Inc.	Fresno Gardens Wastewater Collection System	(1,785.65)	
5653	Harco Insurance Services	Insurance Expense	(2,718.00)	
5654	Jacobs Engineering Group, Inc.	Engineering Fees	(42,697.20)	
5655	Municipal Accounts & Consulting, LP	Bookkeeping Fees	(3,785.65)	
5656	Sanford Kuhl Hagan Kugle Parker Kahn LLP	Legal Fees	(19,071.53)	
5657	Texas Commission on Enviromental Quality	Permit Fee	(1,450.40)	
5658	TML IRP	Insurance Expense	(8,774.00)	
5659	Hudson Energy Services, LLC	Utility Expense	0.00	
5660	North Fort Bend Water Authority	Pumpage Fees	0.00	
ACH	Frontier Communications	Telephone Expense	(63.65)	
ACH	Frontier Communications	Telephone Expense	(68.39)	
Svc Chg	BBVA USA	Bank Service Charge	(18.00)	
Wire	Fort Bend County FWSD No 1	Wire Transfer to Money Market	(100,000.00)	
<b>Total Disbursements</b>				<b>(244,086.00)</b>
<b>BALANCE AS OF 11/17/2020</b>				<b>\$17,080.91</b>

Fort Bend County FWSD No. 1 - GOF  
**Cash Flow Report - Lockbox Account**  
 As of November 17, 2020

Num	Name	Memo	Amount	Balance
<b>BALANCE AS OF 10/16/2020</b>				<b>\$20,680.90</b>
<b>Receipts</b>				
	Interest Earned on Lockbox Checking		0.87	
	Accounts Receivable		105,305.36	
	Accounts Receivable		31,382.03	
<b>Total Receipts</b>				136,688.26
<b>Disbursements</b>				
Rtn Chk	Fort Bend County FWSD No 1	Returned Check	(414.85)	
Wire	Fort Bend County FWSD No 1	Wire Transfer to Checking	(153,454.08)	
<b>Total Disbursements</b>				(153,868.93)
<b>BALANCE AS OF 11/17/2020</b>				<b>\$3,500.23</b>

**Cash Flow Report - Checking Account**

As of November 17, 2020

Num	Name	Memo	Amount	Balance
<b>BALANCE AS OF 10/16/2020</b>				<b>\$100.00</b>
<b>Receipts</b>				
	Interest Earned on Checking		0.28	
	Wire Transfer from DFund Money Market		10,578.76	
<b>Total Receipts</b>				10,579.04
<b>Disbursements</b>				
5028	Jacobs Engineering Group, Inc.	TWDB WP No. 2 Engineering Fees	(10,578.76)	
Svc Chg	BBVA USA	Bank Service Charge	(0.28)	
<b>Total Disbursements</b>				(10,579.04)
<b>BALANCE AS OF 11/17/2020</b>				<b>\$100.00</b>

## Account Balances

As of November 17, 2020

Financial Institution (Acct Number)	Issue Date	Maturity Date	Interest Rate	Account Balance	Notes
<b>Fund: Operating</b>					
<b>Certificates of Deposit</b>					
VERITEX COMMUNITY BANK (XXXX0266)	11/26/2019	11/25/2020	1.80 %	240,000.00	
COMMUNITY BANK OF TX (XXXX1033)	01/02/2020	12/29/2020	2.00 %	240,000.00	
FRONTIER BANK (XXXX2246)	01/24/2020	01/23/2021	1.90 %	240,000.00	
LONE STAR BANK (XXXX2413)	02/25/2020	02/24/2021	1.98 %	240,000.00	
ALLEGIANCE BANK (XXXX0783)	04/29/2020	04/29/2021	0.85 %	240,000.00	
PIONEER BANK (XXXX2548)	05/28/2020	05/28/2021	0.99 %	240,000.00	
THIRD COAST BANK, SSB (XXXX6605)	05/30/2020	05/30/2021	0.75 %	240,000.00	
SOUTH STAR BANK (XXXX0172)	07/01/2020	06/30/2021	0.50 %	240,000.00	
TEXAS REGIONAL BANK (XXXX0879)	07/31/2020	07/31/2021	0.55 %	240,000.00	
SPIRIT OF TEXAS BANK (XXXX6670)	09/29/2020	09/29/2021	0.55 %	240,000.00	
BANCORPSOUTH (XXXX5280)	10/30/2020	10/30/2021	0.70 %	240,000.00	
<b>Money Market Funds</b>					
TEXAS CLASS (XXXX0002)	03/17/2020		0.16 %	3,319,533.24	
<b>Checking Account(s)</b>					
BBVA USA-CHECKING (XXXX3071)			0.10 %	3,500.23	Lockbox
BBVA USA-CHECKING (XXXX0647)			0.10 %	17,080.91	Checking Account
<b>Totals for Operating Fund:</b>				<b>\$5,980,114.38</b>	
<b>Fund: Capital Projects</b>					
<b>Money Market Funds</b>					
BOK Financial (XXXX01-1)	12/31/2017		0.88 %	2,085,374.39	SR 2015 - DFund
TEXAS CLASS (XXXX0001)	03/17/2020		0.16 %	82,463.97	Dfund Surplus
<b>Checking Account(s)</b>					
BBVA USA-CHECKING (XXXX4829)			0.10 %	100.00	Checking Account
<b>Totals for Capital Projects Fund:</b>				<b>\$2,167,938.36</b>	
<b>Fund: Debt Service</b>					
<b>Certificates of Deposit</b>					
THIRD COAST BANK-DEBT (XXXX6589)	01/23/2020	01/22/2021	1.80 %	240,000.00	
COMMUNITY BANK OF TX-DEBT (XXXX3362)	02/27/2020	02/26/2021	1.75 %	240,000.00	
INDEPENDENT BANK-DEBT (XXXX0365)	02/27/2020	02/26/2021	1.65 %	240,000.00	
SOUTH STAR BANK-DEBT (XXXX0134)	02/27/2020	02/27/2021	1.75 %	240,000.00	
CENTRAL BANK (XXXX1000)	02/28/2020	02/27/2021	1.60 %	240,000.00	
FRONTIER BANK - DEBT (XXXX2126)	08/04/2020	08/04/2021	0.75 %	240,000.00	
BANCORPSOUTH - DEBT (XXXX9227)	08/05/2020	08/05/2021	0.70 %	240,000.00	
<b>Money Market Funds</b>					
BBVA USA-DEBT (XXXX5145)	12/31/2017		0.10 %	151,117.54	Tax
TEXAS CLASS (XXXX0004)	04/09/2020		0.16 %	82,234.81	
<b>Totals for Debt Service Fund:</b>				<b>\$1,913,352.35</b>	
<b>Grand total for Fort Bend County Fresh Water Supply District No. 1:</b>				<b>\$10,061,405.09</b>	

# Fort Bend Fresh Water Supply District No. 1

## Capital Projects Fund Breakdown

11/17/2020

---

### Net Proceeds for All Bond Issues

#### Receipts

Series 2015 - Dfund	\$2,495,655.26
Series 2015 - Interest Earnings	50,979.41
Series 2019 - Bond Proceeds	1,745,000.00
Series 2019 - Interest Earnings	-

#### Disbursements

Series 2015 - DFund Disbursements (Attached)	(378,696.31)
Series 2019 - Disbursements (Attached)	(74,121.39)

<b>Total Cash Balance</b>	<b>\$3,838,816.97</b>
---------------------------	-----------------------

---

### Balances by Account

Checking - Compass (Series 2015)	\$100.00
Series 2015 - Dfund - BOK	2,085,374.39
Series 2015 - Dfund - Texas Class	82,463.97
Series 2019 - Held by Escrow Agent	1,670,878.61

<b>Total Cash Balance</b>	<b>\$3,838,816.97</b>
---------------------------	-----------------------

---

### Balances by Bond Series

Series 2015 - Dfund	\$2,167,938.36
Series 2019 - Bond Proceeds - Held by Escrow Agent	1,670,878.61

<b>Total Cash Balance</b>	<b>\$3,838,816.97</b>
---------------------------	-----------------------

---

### Remaining Costs & Surplus

Series 2015 Dfund - Remaining Costs	\$2,116,316.18
Series 2019 - Remaining Costs - Held by Escrow Agent	1,670,878.61

<b>Total Amount in Remaining Costs</b>	<b>\$3,787,194.79</b>
--	-----------------------

---

Series 2015 DFund - Surplus & Interest	\$51,622.18
Series 2019 - Surplus & Interest	-

<b>Total Surplus &amp; Interest Balance</b>	<b>\$51,622.18</b>
---	--------------------

---

<b>Total Remaining Costs/Surplus</b>	<b>\$3,838,816.97</b>
--------------------------------------	-----------------------

---



**Fort Bend Fresh Water Supply No. 1**  
**SERIES 2015 Dfund**  
**COST COMPARISON**

<u>CONSTRUCTION COSTS</u>	<u>USE OF PROCEEDS</u>	<u>ACTUAL COSTS</u>	<u>REMAINING COSTS</u>	<u>VARIANCE (OVER)/UNDER</u>
<b>A. Construction Items</b>				
1 Total Balance as of 09/30/2018		-	-	-
2 Water Plant No 2	\$1,979,022.01	-	\$1,979,022.01	-
3 Design Phase Engineering	271,500.00	271,500.00	-	-
4 Const Phase Engineering	48,000.00	15,905.83	32,094.17	-
5 Environmental Assessment	36,000.00	35,357.23	-	642.77
6 Construction Observation	81,500.00	-	81,500.00	-
7 Subsurface Utility Investigation	5,573.50	5,573.50	-	-
8 Surveying	32,060.00	23,360.00	8,700.00	-
9 Material Testing	15,000.00	-	15,000.00	-
10 GeoteclSeries 2015 - DFund Disburseme	10,500.00	10,500.00	-	-
11 Well Sitting Study	8,999.75	8,999.75	-	-
12 Potential Pollution Hazard Study	7,500.00	7,500.00	-	-
<b>TOTAL CONSTRUCTION COSTS</b>	<u>\$2,495,655.26</u>	<u>\$378,696.31</u>	<u>\$2,116,316.18</u>	<u>\$642.77</u>
<b>TOTAL</b>	<u>\$2,495,655.26</u>	<u>\$378,696.31</u>	<u>\$2,116,316.18</u>	<u>\$642.77</u>
Interest Earned				\$50,979.41
Total Surplus & Interest				\$51,622.18
Total Remaining Costs, Surplus, & Interest				\$2,167,938.36

## Actual vs. Budget Comparison

September 2020

		September 2020			January 2020 - September 2020			Annual
		Actual	Budget	Over/(Under)	Actual	Budget	Over/(Under)	Budget
<b>Revenues</b>								
14110	Water - Customer Service Revenue	48,268	50,000	(1,732)	424,290	395,000	29,290	500,000
14112	Regional Water Authority Fees	32,494	34,000	(1,506)	316,516	268,600	47,916	340,000
14140	Connection Fees	950	625	325	7,614	5,625	1,989	7,500
14150	Tap Connections	11,463	4,167	7,296	105,063	37,500	67,563	50,000
14160	Service Application Fees	0	250	(250)	1,000	2,250	(1,250)	3,000
14210	Sewer - Customer Service Fee	15,348	12,500	2,848	140,327	112,500	27,827	150,000
14220	Inspection Fees	52	1,000	(948)	7,402	9,000	(1,598)	12,000
14310	Penalties & Interest	3,297	2,167	1,130	16,117	19,500	(3,383)	26,000
14330	Miscellaneous Income	2,800	83	2,717	23,465	750	22,715	1,000
14340	Delinquent Tax Attorney Fees	3,183	1,667	1,516	30,565	15,000	15,565	20,000
14350	Maintenance Tax Collections	8,115	7,000	1,115	1,223,719	1,223,000	719	1,525,767
14351	Penalty & Interest on Tax	1,777	2,917	(1,140)	39,654	26,250	13,404	35,000
14365	Interest Earned on Checking	32	63	(31)	376	563	(187)	750
14370	Interest Earned on Temp. Invest	5,483	5,000	483	73,067	45,000	28,067	60,000
14410	Water Plant Operations COA	9,459	12,500	(3,041)	168,979	112,500	56,479	150,000
14420	Arcola Capital Recovery	5,000	5,000	0	45,000	45,000	0	60,000
<b>Total Revenues</b>		147,720	138,938	8,783	2,623,154	2,318,037	305,117	2,941,017
<b>Expenditures</b>								
16105	Operator Expense	7,173	8,333	(1,160)	63,639	75,000	(11,361)	100,000
16110	Tap Connection Expense	3,849	3,333	516	58,211	30,000	28,211	40,000
16130	Maintenance & Repairs	9,877	20,833	(10,956)	205,570	187,500	18,070	250,000
16140	Chemicals	139	500	(361)	1,572	4,500	(2,928)	6,000
16150	Laboratory Expense	480	750	(270)	3,837	6,750	(2,913)	9,000
16160	Utilities	395	4,167	(3,771)	28,643	37,500	(8,857)	50,000
16210	Inspection Expense	256	1,667	(1,410)	4,147	15,000	(10,853)	20,000
16234	Water Authority Pumpage-COA	0	9,583	(9,583)	78,688	86,250	(7,562)	115,000
16235	Water Authority Pumpage Fees	0	35,417	(35,417)	263,011	318,750	(55,739)	425,000
16236	Arcola WWTP Expenses	8,099	20,833	(12,734)	82,344	187,500	(105,156)	250,000
16320	Tax Assessor/Collector Fees	6,984	2,000	4,984	17,548	18,000	(452)	24,000
16330	Legal Fees	15,589	16,667	(1,078)	110,309	150,000	(39,691)	200,000
16340	Auditing Fees	0	0	0	21,000	25,000	(4,000)	25,000
16350	Engineering Fees	54,729	25,000	29,729	269,585	225,000	44,585	300,000
16360	Delinquent Tax Attorney Expense	3,183	1,667	1,516	30,565	15,000	15,565	20,000
16370	Election Expense	340	0	340	9,274	8,000	1,274	8,000
16380	Permit Expense	0	0	0	0	0	0	6,000
16390	Telephone Expense	422	150	272	1,675	1,350	325	1,800
16410	Sales Tax Tracking	0	1,500	(1,500)	0	13,500	(13,500)	18,000
16430	Bookkeeping Fees	2,334	3,333	(999)	30,306	30,000	306	40,000
16455	SB 622 Publications	428	167	262	428	1,500	(1,072)	2,000
16460	Printing & Office Supplies	396	2,083	(1,687)	9,649	18,750	(9,101)	25,000
16480	Delivery Expense	65	125	(61)	522	1,125	(603)	1,500
16490	Website Services	0	167	(167)	252	1,500	(1,248)	2,000
16495	Dues & Subscriptions	0	58	(58)	0	525	(525)	700
16520	Postage	720	667	53	6,285	6,000	285	8,000
16530	Insurance & Surety Bond	0	0	0	0	0	0	12,000
16540	Travel Expense	0	417	(417)	177	3,750	(3,573)	5,000
16560	Miscellaneous Expense	110	542	(432)	10,685	4,875	5,811	6,500
16580	Bank Service Charge	62	200	(138)	536	1,800	(1,264)	2,400
16590	Seminar Expense	0	292	(292)	4,845	2,625	2,220	3,500
16600	Payroll Expenses	750	1,142	(392)	8,250	10,275	(2,025)	13,700

**Actual vs. Budget Comparison**

September 2020

			September 2020			January 2020 - September 2020			Annual
			Actual	Budget	Over/(Under)	Actual	Budget	Over/(Under)	Budget
Expenditures									
16620	Payroll Tax Expense		57	104	(47)	631	937	(306)	1,250
Total Expenditures			116,437	161,696	(45,259)	1,322,183	1,488,262	(166,079)	1,991,350
Other Revenues									
15000	Prior Year Surplus		0	0	0	0	0	0	1,430,703
Total Other Revenues			0	0	0	0	0	0	1,430,703
Other Expenditures									
16630	Transfer to CPF		0	0	0	250,640	250,370	270	250,370
16750	Capital Outlay		7,048	7,000	48	126,398	126,600	(202)	250,000
16751	Cap Outlay - Fresno Garden WWCS		0	0	0	1,822,405	1,822,400	5	1,830,000
16752	Cap Out - Fresno Ranchos Proj		2,860	3,300	(440)	41,125	41,100	25	50,000
Total Other Expenditures			9,908	10,300	(392)	2,240,567	2,240,470	97	2,380,370
Excess Revenues (Expenditures)			\$21,375	(\$33,058)	\$54,434	(\$939,596)	(\$1,410,695)	\$471,099	\$0

**Balance Sheet**

As of September 30, 2020

	Sep 30, 20
<b>ASSETS</b>	
Current Assets	
Checking/Savings	
11100 · Cash in Bank	258,204
11110 · Lockbox	20,681
Total Checking/Savings	278,885
Other Current Assets	
11300 · Time Deposits	5,761,392
11500 · Accounts Receivable	270,769
11510 · A/R - Arcola Water	79,448
11515 · A/R Arcola - Capital Recovery	10,000
11520 · Maintenance Tax Receivable	263,617
11580 · Accrued Interest	36,738
11730 · Due From DSF	27,455
Total Other Current Assets	6,449,419
Total Current Assets	6,728,305
<b>TOTAL ASSETS</b>	6,728,305
<b>LIABILITIES &amp; EQUITY</b>	
Liabilities	
Current Liabilities	
Accounts Payable	
12000 · Accounts Payable	187,882
Total Accounts Payable	187,882
Other Current Liabilities	
12100 · Payroll Liabilities	676
12350 · Due To Volunteer Fire Dept	1,581
12610 · Customer Meter Deposits	103,367
12630 · Retainage Payable	50,000
12730 · Due To COA-Sewer Collections	6,534
12770 · Unclaimed Property	465
12780 · Deferred Inflows Property Taxes	568,744
Total Other Current Liabilities	731,367
Total Current Liabilities	919,249
Total Liabilities	919,249
Equity	
13010 · Unassigned Fund Balance	6,748,652
Net Income	(939,596)
Total Equity	5,809,055
<b>TOTAL LIABILITIES &amp; EQUITY</b>	6,728,305

**District Debt Service Payments**

10/01/2020 - 12/31/2021

<b>Paying Agent</b>	<b>Series</b>	<b>Date Due</b>	<b>Date Paid</b>	<b>Principal</b>	<b>Interest</b>	<b>Total Due</b>
<b>Debt Service Payment Due 02/15/2021</b>						
Wells Fargo Bank, NA	2006A - WS&D	02/15/2021		0.00	38,672.50	38,672.50
Wells Fargo Bank, NA	2008 - WS&D	02/15/2021		0.00	5,186.50	5,186.50
Wells Fargo Bank, NA	2010 - WS&D	02/15/2021		0.00	5,458.75	5,458.75
Amegy Bank of Texas	2015 - WS&D	02/15/2021		0.00	132,063.50	132,063.50
Amegy Bank of Texas	2016 - Refunding	02/15/2021		0.00	60,150.00	60,150.00
Amegy Bank of Texas	2017 - Refunding	02/15/2021		0.00	106,100.00	106,100.00
Bank of New York	2019 - WS&D	02/15/2021		0.00	31,202.50	31,202.50
Amegy Bank of Texas	2020 - Refunding	02/15/2021		0.00	69,156.25	69,156.25
<b>Total Due 02/15/2021</b>				<b>0.00</b>	<b>447,990.00</b>	<b>447,990.00</b>
<b>Debt Service Payment Due 08/15/2021</b>						
Wells Fargo Bank, NA	2006A - WS&D	08/15/2021		370,000.00	38,672.50	408,672.50
Wells Fargo Bank, NA	2008 - WS&D	08/15/2021		230,000.00	5,186.50	235,186.50
Wells Fargo Bank, NA	2010 - WS&D	08/15/2021		145,000.00	5,458.75	150,458.75
Wells Fargo Bank, NA	2010A - WS&D	08/15/2021		30,000.00	0.00	30,000.00
Amegy Bank of Texas	2015 - WS&D	08/15/2021		190,000.00	132,063.50	322,063.50
Amegy Bank of Texas	2016 - Refunding	08/15/2021		180,000.00	60,150.00	240,150.00
Amegy Bank of Texas	2017 - Refunding	08/15/2021		10,000.00	106,100.00	116,100.00
Bank of New York	2019 - WS&D	08/15/2021		40,000.00	31,202.50	71,202.50
Amegy Bank of Texas	2020 - Refunding	08/15/2021		40,000.00	69,156.25	109,156.25
<b>Total Due 08/15/2021</b>				<b>1,235,000.00</b>	<b>447,990.00</b>	<b>1,682,990.00</b>
<b>District Total</b>				<b>\$1,235,000.00</b>	<b>\$895,980.00</b>	<b>\$2,130,980.00</b>

## Summary of Money Market Funds

10/16/2020 - 11/17/2020

Fund: Operating

Financial Institution: TEXAS CLASS

Account Number: XXXX0002 Date Opened: 03/17/2020 Current Interest Rate: 0.16%

Date	Description	Begin Balance	Cash Added	Cash Withdrawn	Int. Earned	End Balance
10/16/2020		3,188,955.60				
10/30/2020	BXS CDXXXX3088 INTEREST		5,400.00			
10/31/2020	Int				474.07	
11/17/2020	From DSF BBVA MM - Tax Xfer		24,703.57			
11/17/2020	From Checking		100,000.00			
Totals for Account XXXX0002:		<u>\$3,188,955.60</u>	<u>\$130,103.57</u>		<u>\$474.07</u>	<u>\$3,319,533.24</u>
Totals for Operating Fund:		<u>\$3,188,955.60</u>	<u>\$130,103.57</u>		<u>\$474.07</u>	<u>\$3,319,533.24</u>

## Methods Used For Reporting Market Values

Certificates of Deposits:	Face Value Plus Accrued Interest
Securities/Direct Government Obligations:	Market Value Quoted by the Seller of the Security and Confirmed in Writting
Public Fund Investment Pool/MM Accounts:	Balance = Book Value = Current Market

## Summary of Money Market Funds

10/16/2020 - 11/17/2020

Fund: Capital Projects

Financial Institution: BOK Financial

Account Number: XXXX01-1 Date Opened: 12/31/2017 Current Interest Rate: 0.88%

Date	Description	Begin Balance	Cash Added	Cash Withdrawn	Int. Earned	End Balance
10/16/2020		2,085,357.28				
10/31/2020	Int				17.11	
Totals for Account XXXX01-1:		\$2,085,357.28			\$17.11	\$2,085,374.39

Financial Institution: TEXAS CLASS

Account Number: XXXX0001 Date Opened: 03/17/2020 Current Interest Rate: 0.16%

Date	Description	Begin Balance	Cash Added	Cash Withdrawn	Int. Earned	End Balance
10/16/2020		93,028.47				
10/31/2020	Int				14.26	
11/17/2020	To Checking			(10,578.76)		
Totals for Account XXXX0001:		\$93,028.47		(\$10,578.76)	\$14.26	\$82,463.97
Totals for Capital Projects Fund:		\$2,178,385.75		(\$10,578.76)	\$31.37	\$2,167,838.36

## Methods Used For Reporting Market Values

Certificates of Deposits:	Face Value Plus Accrued Interest
Securities/Direct Government Obligations:	Market Value Quoted by the Seller of the Security and Confirmed in Writting
Public Fund Investment Pool/MM Accounts:	Balance = Book Value = Current Market

## Summary of Money Market Funds

10/16/2020 - 11/17/2020

Fund: Debt Service

Financial Institution: BBVA USA-DEBT

Account Number: XXXX5145 Date Opened: 12/31/2017 Current Interest Rate: 0.10%

Date	Description	Begin Balance	Cash Added	Cash Withdrawn	Int. Earned	End Balance
10/16/2020		142,793.48				
10/31/2020	Int				12.03	
10/31/2020	Tax Collections 10/20		28,151.36			
10/31/2020	Service Charge			(12.03)		
11/02/2020	Tax Collections 10/20 DIT		4,876.27			
11/17/2020	Xfer to GOF - 9 &10/20 Tax			(24,703.57)		
Totals for Account XXXX5145:		\$142,793.48	\$33,027.63	(\$24,715.60)	\$12.03	\$151,117.54

Financial Institution: TEXAS CLASS

Account Number: XXXX0004 Date Opened: 04/09/2020 Current Interest Rate: 0.16%

Date	Description	Begin Balance	Cash Added	Cash Withdrawn	Int. Earned	End Balance
10/16/2020		82,222.49				
10/31/2020	Int				12.32	
Totals for Account XXXX0004:		\$82,222.49			\$12.32	\$82,234.81
Totals for Debt Service Fund:		\$225,015.97	\$33,027.63	(\$24,715.60)	\$24.35	\$233,352.35

Methods Used For Reporting Market Values

Certificates of Deposits: Face Value Plus Accrued Interest

Securities/Direct Government Obligations: Market Value Quoted by the Seller of the Security and Confirmed in Writing

Public Fund Investment Pool/MM Accounts: Balance = Book Value = Current Market



FORT BEND FRESH WATER SUPPLY DISTRICT NO 1  
TAX ANALYSIS FISCAL YEAR END 12/31/2020

PERCENTAGE	TAX YEARS			TAX YEARS			GRAND DSF	TOTAL MAINT	TOTAL
	2020			2019					
	DSF 0.5900	M&O 0.4100	TOTAL 2019	DSF 0.5700	M&O 0.4300	TOTAL 2019			
PRIOR YEAR			-	1,659,523.62	1,251,921.33	2,911,444.95			307,582.66
TAX LEVY 2019	2,436,478.51	1,693,146.09	4,129,624.60						0.00
COLLECTIONS:									
JAN 2020									
TAXES	0.00	0.00	0.00	1,113,546.20	840,043.63	1,953,589.83	1,123,086.03	849,555.47	1,972,641.50
PENALTY	0.00	0.00	0.00	0.00	0.00	0.00	2,799.30	2,774.29	5,573.59
							1,125,885.33	852,329.76	1,978,215.09
FEB 2020									
TAXES	0.00	0.00	0.00	171,078.47	129,059.19	300,137.66	242,258.52	172,588.75	414,851.95
PENALTY	0.00	0.00	0.00	5,398.66	4,072.68	9,471.34	10,493.97	7,081.69	17,570.98
							252,752.49	179,670.44	432,422.93
MARCH 2020									
TAXES	0.00	0.00	0.00	53,318.92	40,223.05	93,541.97	59,098.13	45,999.99	105,098.12
PENALTY	0.00	0.00	0.00	4,124.00	3,111.09	7,235.09	5,836.30	4,819.85	10,656.15
							64,934.43	50,819.84	115,754.27
APRIL 2020									
TAXES	0.00	0.00	0.00	23,142.33	17,458.25	40,600.58	24,996.45	19,310.09	44,306.54
PENALTY	0.00	0.00	0.00	2,061.03	1,554.81	3,615.84	2,580.77	2,070.96	4,651.73
							27,577.22	21,381.05	48,958.27
MAY 2020									
TAXES	0.00	0.00	0.00	61,377.10	46,302.03	107,679.13	66,716.74	51,612.05	118,328.79
PENALTY	0.00	0.00	0.00	7,046.37	5,315.69	12,362.06	8,879.91	7,121.52	16,001.43
							75,596.65	58,733.57	134,330.22
JUNE 2020									
TAXES	0.00	0.00	0.00	41,529.13	31,329.00	72,858.13	46,332.43	36,117.65	82,450.08
PENALTY	0.00	0.00	0.00	5,613.96	4,235.10	9,849.06	7,028.25	5,633.83	12,662.08
							53,360.68	41,751.48	95,112.16
JULY 2020									
TAXES	0.00	0.00	0.00	28,899.17	21,801.12	50,700.29	33,571.53	25,918.58	59,490.11
PENALTY	0.00	0.00	0.00	4,091.41	3,086.50	7,177.91	6,819.68	5,313.15	12,132.83
							40,391.21	31,231.73	71,622.94
AUG 2020									
TAXES	0.00	0.00	0.00	14,721.25	11,105.51	25,826.76	18,148.91	14,501.14	32,650.05
PENALTY	0.00	0.00	0.00	2,438.12	1,839.29	4,277.41	3,698.85	3,062.08	6,760.93
							21,847.76	17,563.22	39,410.98
SEPT 2020									
TAXES	0.00	0.00	0.00	8,594.18	6,483.32	15,077.50	10,239.38	8,115.12	18,354.50
PENALTY	0.00	0.00	0.00	1,651.84	1,246.13	2,897.97	2,194.71	1,776.67	3,971.38
							12,434.09	9,891.79	22,325.88
OCT 2020									
TAXES	0.00	0.00	0.00	11,495.97	8,672.39	20,168.36	14,645.33	11,816.39	26,461.72
PENALTY	0.00	0.00	0.00	2,315.44	1,746.73	4,062.17	3,570.52	2,995.39	6,565.91
							18,215.85	14,811.78	33,027.63
NOV 2020									
TAXES	0.00	0.00	0.00	0.00	0.00	0.00	0.00	0.00	0.00
PENALTY	0.00	0.00	0.00	0.00	0.00	0.00	0.00	0.00	0.00
							0.00	0.00	0.00
DEC 2020									
TAXES	0.00	0.00	0.00	0.00	0.00	0.00	0.00	0.00	0.00
PENALTY	0.00	0.00	0.00	0.00	0.00	0.00	0.00	0.00	0.00
							0.00	0.00	0.00
TOTALS	0.00	0.00	0.00	1,562,443.55	1,178,685.51	2,741,129.06	1,692,995.71	1,278,184.66	2,971,180.37
TAXES	0.00	0.00	0.00	1,527,702.72	1,152,477.49	2,680,180.21	1,639,093.45	1,235,535.23	2,874,628.68
PENALTY	0.00	0.00	0.00	34,740.83	26,208.02	60,948.85	53,902.26	42,649.43	96,551.69
TOTALS	0.00	0.00	0.00	1,562,443.55	1,178,685.51	2,741,129.06	1,692,995.71	1,278,184.66	2,971,180.37
ADJUSTMENTS			0.00			(2,008.42)			47,720.12
TAX									
DUE @			0.00%			92.12%			TOTAL TAX DUE
1/31/2020	2,436,478.51	1,693,146.09	4,129,624.60	129,702.49	99,553.83	229,256.32	327,629.57	251,590.20	579,219.77

TAX RATES	0.5900	0.4100	1.0000	0.5700	0.4300	1.0000			
							Deferral Operating 2019		305,127.79
							Deferral Debt 2019		404,472.61
							Debt Collections CFY (Defer)		0.00
							Operating Collections CFY (Defer)		0.00
							Total DSF Collections		2,043,566.06
							Total Op Collections		1,540,663.02
							Total DSF Deferral		327,629.57
							Total Op Deferral		251,590.20

**Fort Bend County Fresh Water Supply District No. 1**  
**Cash Flow Forecast**

	<u>Dec-21</u>	<u>Dec-22</u>	<u>Dec-23</u>	<u>Dec-24</u>	<u>Dec-25</u>
Assessed Value	\$412,931,570	\$412,931,570	\$412,931,570	\$412,931,570	\$412,931,570
Maintenance Tax Rate	\$0.41	\$0.41	\$0.41	\$0.41	\$0.41
Maintenance Tax	\$1,659,159	\$1,659,159	\$1,659,159	\$1,659,159	\$1,659,159
% Change in Water Rate	3.00%	3.00%	3.00%	3.00%	3.00%
% Change in Sewer Rate	3.00%	3.00%	3.00%	3.00%	3.00%
% Change in NFBWA	10.00%	10.00%	10.00%	10.00%	10.00%
% Change in Expenses	5.00%	5.00%	5.00%	5.00%	5.00%
<b>Beginning Cash Balance</b>	\$5,980,114	\$6,678,067	\$5,761,202	\$7,307,695	\$8,830,582
<b><u>Revenues</u></b>					
Maintenance Tax	\$1,659,159	\$1,659,159	\$1,659,159	\$1,659,159	\$1,659,159
Water Revenue	556,905	573,612	590,821	608,545	626,801
Sewer Revenue	188,973	194,642	200,481	206,496	212,691
NFBWA Revenue	423,340	465,674	512,241	563,466	619,812
Additional Revenue	562,706	590,841	620,383	651,402	683,973
	<u>\$3,391,083</u>	<u>\$3,483,929</u>	<u>\$3,583,086</u>	<u>\$3,689,068</u>	<u>\$3,802,436</u>
<b><u>Expenses</u></b>					
NFBWA Expense	\$500,154	\$550,169	\$605,186	\$665,705	\$732,275
Other Expenses	1,252,976	1,315,625	1,381,406	1,450,476	1,523,000
	<u>\$1,753,130</u>	<u>\$1,865,794</u>	<u>\$1,986,592</u>	<u>\$2,116,181</u>	<u>\$2,255,276</u>
<b>Net Surplus</b>	\$1,637,953	\$1,618,134	\$1,596,493	\$1,572,887	\$1,547,160
<b><u>Other Revenues/Expenses</u></b>					
Transfer to CPF	\$0	\$0	\$0	\$0	\$0
Capital Outlay	50,000	50,000	50,000	50,000	50,000
Fresno Gardens WW Collection System	0	0	0	0	0
Fresno Gardens N. Sub WW Plumbing	400,000	0	0	0	0
Gateway Acres Sub. WW Collection System	230,000	0	0	0	0
Gateway Acres Sub. WW Plumbing	0	1,000,000	0	0	0
Fresno Ranchos Sub WW LS & FM	200,000	0	0	0	0
FN 521 WL Adjustment	0	800,000	0	0	0
Payment to COA for 500 ESFC in FW WP #1	0	635,000	0	0	0
WP #1 Rehab Work	40,000	0	0	0	0
Addtn of 3rd LP @ Tellevue Terrace LS	20,000	0	0	0	0
Emergency Interconnect w/ BC MUD 21	0	50,000	0	0	0
	<u>\$940,000</u>	<u>\$2,535,000</u>	<u>\$50,000</u>	<u>\$50,000</u>	<u>\$50,000</u>
<b>Ending Cash Balance</b>	<u>\$6,678,067</u>	<u>\$5,761,202</u>	<u>\$7,307,695</u>	<u>\$8,830,582</u>	<u>\$10,327,742</u>
Operating Reserve % of Exp (Ideal is at least 100%)	380.92%	308.78%	367.85%	417.29%	457.94%

# Fort Bend County Fresh Water Supply District No. 1

## 2021 AWBD Mid-Winter Conference Friday, January 29 - Saturday, January 30, 2021 JW Marriott - Austin, TX

\*\*\* IN-PERSON CAPACITY IS FULL \*\*\*

DIRECTOR		CONFERENCE REGISTRATION		ADVANCE	PRIOR CONFERENCE EXPENSES
Name	Attending	Online	Paid	Paid	Paid
Calvin Casher	Yes	Yes			Yes
Gregory Fleck					NA
Paul Hamilton					NA
Rosa Linda Medina					Yes
Rodrigo Carreon					NA

Note: Register on-line [www.awbd-tx.org](http://www.awbd-tx.org) (For log in assistance, contact Taylor Cavnar: [tcavnar@awbd-tx.org](mailto:tcavnar@awbd-tx.org))

This page only confirms registration for the conference, not hotel registrations.

All hotel reservations are the sole responsibility of each attendee.

Your conference registration confirmation will contain a housing reservation request web link.

The link will require the registration number from your conference registration before you can reserve a room.

All requests for an advance of funds must be sent via email to the bookkeeper within 30 days of conference.

### VIRTUAL REGISTRATION DATES:

Regular Registration:	Begins	10/01/20	\$230
Late Registration:	Begins	12/17/20	\$330

### CANCELLATION POLICY:

All cancellations must be made in writing.

A \$50.00 administrative fee is assessed for each conference registration cancelled on or before 12/16/2020.

There will be no refunds after 12/16/2020.

All registrations are non-transferable.

### HOUSING INFORMATION:

Hotel reservations are only available to attendees who are registered with AWBD-TX for the Conference.

If you have questions, please call Taylor Cavnar or Sara Albright at (281) 350-7090.

## Fort Bend County FWSD # 1

## Proposed 2021 Budget

	9 Month Actuals	12 Month Projections	Adopted 2020 Budget	Proposed 2021 Budget
<b>Revenues</b>				
14110 · Water - Customer Service Revenu	424,290	530,385	500,000	556,905
14112 · Regional Water Authority Fees	316,516	403,181	340,000	423,340
14140 · Connection Fees	7,614	10,152	7,500	10,254
14150 · Tap Connections	105,063	140,084	50,000	100,000
14160 · Service Application Fees	1,000	1,333	3,000	1,347
14210 · Sewer - Customer Service Fee	140,327	187,102	150,000	188,973
14220 · Inspection Fees	7,402	9,869	12,000	9,968
14310 · Penalties & Interest	16,117	21,490	26,000	26,000
14330 · Miscellaneous Income	23,465	31,287	1,000	31,600
14340 · Delinquent Tax Attorney Fees	30,565	40,754	20,000	0
14350 · Maintenance Tax Collections	1,223,719	1,525,767	1,525,767	1,659,159
14351 · Penalty & Interest on Tax	39,654	52,872	35,000	53,401
14365 · Interest Earned on Checking	376	501	750	506
14370 · Interest Earned on Temp. Invest	73,067	97,422	60,000	41,861
14410 · Water Plant Operations COA	168,979	225,305	150,000	232,065
14420 · Arcola Capital Recovery	45,000	60,000	60,000	60,000
<b>Total Revenues</b>	<b>2,623,154</b>	<b>3,337,506</b>	<b>2,941,017</b>	<b>3,395,378</b>
<b>Expenditures</b>				
16105 · Operator Expense	63,639	84,852	100,000	100,000
16110 · Tap Connection Expense	58,211	77,615	40,000	50,000
16130 · Maintenance & Repairs	205,570	274,093	250,000	210,100
16140 · Chemicals	1,572	2,095	6,000	2,116
16150 · Laboratory Expense	3,837	5,116	9,000	5,167
16160 · Utilities	28,643	38,191	50,000	38,573
16210 · Inspection Expense	4,147	5,529	20,000	5,585
16234 · Water Authority Pumpage-COA	78,688	104,917	115,000	115,966
16235 · Water Authority Pumpage Fees	263,011	350,682	425,000	384,188
16236 · Arcola WWTP Expenses	82,344	109,792	250,000	113,086
16320 · Tax Assessor/Collector Fees	17,548	23,398	24,000	23,632
16330 · Legal Fees	110,309	147,079	200,000	200,000
16340 · Auditing Fees	21,000	21,000	25,000	21,840
16350 · Engineering Fees	269,585	359,447	300,000	350,000
16360 · Delinquent Tax Attorney Expense	30,565	40,754	20,000	0
16370 · Election Expense	9,274	9,274	8,000	0
16380 · Permit Expense	0	6,000	6,000	6,060
16390 · Telephone Expense	1,675	2,233	1,800	2,300
16410 · Sales Tax Tracking	1,500	1,500	18,000	18,000
16430 · Bookkeeping Fees	30,306	40,000	40,000	40,000
16455 · SB 622 Publications	428	571	2,000	2,000
16460 · Printing & Office Supplies	9,649	12,865	25,000	12,994
16480 · Delivery Expense	522	696	1,500	703
16490 · Website Services	252	336	2,000	2,000
16495 · Dues & Subscriptions	0	0	700	0
16520 · Postage	6,285	8,380	8,000	8,464
16530 · Insurance & Surety Bond	0	11,492	12,000	12,000
16540 · Travel Expense	177	177	5,000	1,000
16560 · Miscellaneous Expense	9,185	9,685	6,500	2,282
16580 · Bank Service Charge	536	714	2,400	721
16590 · Seminar Expense	4,845	4,845	3,500	4,893
16600 · Payroll Expenses	8,250	11,000	13,700	11,110
16620 · Payroll Tax Expense	631	842	1,250	850
16630 · Arbitrage Expense	0	0	0	7,500
<b>Total Expenditures</b>	<b>1,322,183</b>	<b>1,765,168</b>	<b>1,991,350</b>	<b>1,753,130</b>
<b>Other Expenditures</b>				
16630 · Transfer to CPF	250,640	250,640	250,370	0
16650 · Capital Outlay	126,398	150,000	250,000	50,000
16751 · Capital Outlay - Fresno Garden WWCS	1,822,405	1,830,000	1,830,000	0
16752 · Capital Outlay - Fresno Ranchos Proj	41,125	50,000	50,000	200,000
16753 · Cap Out - Fresno Gardens WW Plumbing	0	0	0	400,000
16754 · Cap Out - Gateway Acres WWCS	0	0	0	230,000
16755 · Cap Out - WP #1 Rehab Work	0	0	0	40,000
16756 · Cap Out - LP #3 Addition @ TT LS	0	0	0	20,000
<b>Total Other Expenditures</b>	<b>2,240,567</b>	<b>2,280,640</b>	<b>2,380,370</b>	<b>940,000</b>
<b>Prior Year Surplus</b>				
	939,596	684,699	1,430,703	0
<b>Net Surplus/(Deficit)</b>	<b>(0)</b>	<b>(23,602)</b>	<b>(0)</b>	<b>702,248</b>
<b>Debt Service Tax Revenue</b>				
				<b>2,387,570</b>



November 16, 2020

Board of Directors  
Fort Bend County Freshwater Supply District #1  
c/o Sanford Kuhl Hagan Kugle Parker Kahn LLP  
1980 Post Oak Boulevard, Suite 1380  
Houston, TX 77056

Re: Fort Bend County Freshwater Supply District #1 – November 2020 Board of Directors Meeting

Dear Board Members:

Following is the status report on Fort Bend County FWSD#1 No. 1 projects:

Agenda Item No. 4 – Engineer's Report:

**(a) Report on status of projects:**

i) Fresno Gardens North Subdivision Wastewater Collection System

- Project Complete
- Discuss with Board issue of sanitary sewer plug being left in sanitary sewer line by R Construction at intersection of Pecan St and the UPRR west ROW...cost associated with removal of plug, including pumping and hauling wastewater within system, is \$10,675.48
- District Attorney to provide update to District on status of paying R Construction final payment of \$50k...**BOOKKEEPER IS NOT TO PROVIDE THIS FINAL PAYMENT TO THE CONTRACTOR UNTIL THE DISTRICT ATTORNEY INFORMS THEM TO DO SO**

ii) Fresno Gardens North Subdivision Wastewater Plumbing Contract (currently 67 properties included)

- Project is currently under construction and Contractor (T Construction) is in process of plugging private water wells, connecting residents to the public wastewater system, and decommissioning private septic systems
- Request Board approval of Invoice No. 1 from Geotest for material testing services for \$1,785.65
- Anticipate project being completed prior to the end of this year

iii) Water Plant #2

- On Thursday, November 5<sup>th</sup>, three bids were received for the project with low bidder being B-5 Construction Company, Inc. with a bid total of \$4,043,542.00...see attached Engineer's Recommendation of Award letter and bid tabulation.
- Request Board's approval to award the contract to B-5 Construction Company, Inc.
- Still waiting for TWDB's approval to award project to B-5 Construction Company, Inc...once approved, contract documents will be prepared for Board execution
- Anticipate presenting to Board at their December Board meeting proposals from Terracon to perform material testing services for this project and from Preventive Services to perform coating inspections for this project
- Anticipated Schedule:
  - o December 2020 Board Meeting – Execute Contract
  - o January 2021 – March 2022 - Construction
- District Est. Water Conn. Timeline (FBCFWSD#1 WP#1 Conn. Capacity = 1,750)
  - End of 2020 = 1,675
  - End of 2021 = 1,750

- iv) Water Plant #1 Recoat Work (Recoat Internal Surface of HPTs and Floor of GST#1)
  - On November 11<sup>th</sup>, four bids were received for this project with low bidder being A&H Coating Services LLC with a bid total of \$44,250.00...see attached bids received list
  - Request Board's approval to award the project to A&H Coating Services LLC...if approved, DA will prepare a short form contract for the project that needs to be executed in December
  - Request Board's approval of proposal from Preventive Services to perform coating inspections for the project for \$5,000.00
  - Anticipate work taking place January thru March of next year
- v) Teleview Terrace Subdivision Lift Station Upgrades
  - EDP currently in process of adding 3<sup>rd</sup> lift pump to lift station...EDP to provide status update in their report
  - Current lift station, with 2 pumps, is capable of conveying wastewater for 630 ESFCs...With addition of 3<sup>rd</sup> pump the lift station should be capable of conveying wastewater for over 800 ESFCs
- vi) Gateway Acres Subdivision Wastewater Collection System
  - Jacobs currently in process of completing construction documents for project
  - The new District wastewater loan will need to be secured prior to starting construction of this project
- vii) Fresno Ranchos Subdivision Wastewater Lift Station and Force Main
  - Reference Gateway Acres Subdivision Wastewater Collection System status
- viii) Gateway Acres Subdivision Wastewater Plumbing Contract
  - townhall meetings will be conducted once the public wastewater lines for this area are under construction

**(b) Authorize Engineer to Prepare Plans and Specifications for Water/Wastewater Projects**

- no action items

**(c) Report on status of project funding and take necessary action related thereto.**

- Project One-Year Warranty Expiration Dates
  - Fresno Gardens N Sub WW Collection System...06/17/2021
- 2015 TWDB DFUND Loan...remaining funds will be used for the Water Plant No. 2 project
- 4<sup>th</sup> TWDB DFUND Loan (\$1.745M)...funds will be used to complete the Water Plant No. 2 project
- 2020 TCEQ Loan (estimated at \$10.45M) – loan will secure funds for the completion of a) Gateway Acres Sub WW Collection System project b) Fresno Ranchos Sub LS and FM project, and c) CoA WWTP Expansion project...Received estimated cost information from CoA regarding the WWTP Expansion project, which information is currently under review
- FBC CDBG Funds...will apply once Gateway Acres Subdivision WW Plumbing project is underway...applications for funds are typically received in March of each year

**(d) Projections for District Water and Wastewater Projects**

- request Board approval to update information every January and July

**(e) Discuss Emergency Preparedness Plan and take any necessary action related thereto**

- review EPP in April each year to determine if any updates are required

(f) **Status of Non-Residential Applications for Water Service –**

<b>Currently 43 Non-Residential Connections:</b>	
<b>4320 Doreen Avenue (Multi-Family Dwelling)</b>	<b>Interconnect with FBCMUD23</b>
<b>293 Teakwood Avenue (Multi-Family Dwelling)</b>	<b>La Fresno Food Mart</b>
<b>297 Teakwood Avenue (Multi-Family Dwelling)</b>	<b>Lou's Back Porch</b>
<b>Church of God of Prophecy</b>	<b>LT No Limits</b>
<b>Crossroad Market</b>	<b>Mustang Community Center</b>
<b>Dollar General</b>	<b>MVP Auto Parts (Domestic &amp; FW)</b>
<b>Enriquez Tire Shop (East Palm)</b>	<b>New Quality Life Ministries (Church)</b>
<b>FBC Water Connection at Water Plant</b>	<b>New Quality Life Ministries (Restaurant)</b>
<b>First Baptist Church of Fresno (Domestic &amp; FW)</b>	<b>Papa Nick's BBQ Kitchen – Mobile Food Truck</b>
<b>Fresno Market – FM521 (Domestic &amp; Irrigation)</b>	<b>PMC International Tire Shop</b>
<b>Fresno Motor</b>	<b>Richard Martini-Rental Livestock Pasture</b>
<b>Fresno Mount Corinth Baptist Church</b>	<b>Robbins Nest for Children (Domestic &amp; FW)</b>
<b>Fresno Volunteer Fire Department</b>	<b>St. James Knanaya Church – Fire Tap</b>
<b>F&amp;R Tax</b>	<b>Swingby#3 Gas Station (Domestic &amp; Irrigation)</b>
<b>Gulf Coast LP Gas Company</b>	<b>Teleview Terrace Subdivision Lift Station</b>
<b>HEFCO Enterprises</b>	<b>Tiny Toes Academy</b>
<b>Iglesia Bautista Del Calvario Church</b>	<b>Tire Shop at 1739A Trammel Fresno</b>
<b>Iglesia Principe De Paz Church</b>	<b>Valero Gas Station</b>
<b>Interconnect with City of Arcola</b>	<b>Welcome Foods</b>

<b>Connections Pending</b>	
<b>Stop N' Grubb (Mobile Food Truck at 3502 Jan Street)</b>	
- EDP to provide update regarding connection...per EDP, tap letter provided to customer	
<b>St. Peters &amp; St. Pauls Orthodox Church of Houston (3114 Illinois St)</b>	
- EDP to provide update regarding connection...per EDP, tap letter provided to customer	

<b>Processing Application</b>	
<b>Fresno Food Mart (1293 Trammel Fresno Road)</b>	
- received updated drawings from customer and provided additional comments for them to resolve on 09/12/19...original application date of 12/11/18...customer is still working with FBC Engineering and Drainage regarding their plans, including the approval of their on-site wastewater treatment system...customer anticipates full approval of these plans by the end of this year	
<b>St. James Knanaya Church (Ave C)</b>	
- waiting for customer to provide plumber's info	
<b>Quality Paint and Body (Pecan Street)</b>	
- waiting for customer to provide plumber's info	
<b>General Office Space (514 Pecan Street)</b>	
- waiting for customer to provide plumber's info	

### Status of Non-Residential Applications for Wastewater Service –

<b>Currently 9 Non-Residential Connections:</b>	
<b>4320 Doreen Avenue (Multi-Family Dwelling)</b>	<b>Fresno Volunteer Fire Department</b>
<b>293 Teakwood Avenue (Multi-Family Dwelling)</b>	<b>Mustang Comm Center (<i>minus field bathrooms</i>)</b>
<b>297 Teakwood Avenue (Multi-Family Dwelling)</b>	<b>New Quality Life Ministries (Church)</b>
<b>Church of God of Prophecy</b>	<b>New Quality Life Ministries (Restaurant)</b>
<b>First Baptist Church of Fresno</b>	

<b>Connections Pending</b>	

<b>Processing Application</b>	
<b>Quality Paint and Body (Pecan Street)</b> - waiting for customer to provide plumber's info	
<b>General Office Space (514 Pecan Street)</b> - waiting for customer to provide plumber's info	

**(g) Trammel Fresno Road Widening Project**

- update from EDP and DA regarding payment being received from roadway contractor as a result to them damaging District waterline

**(h) Potential Emergency Water Interconnect with BCMUD21**

- conducted phone conversation with LJA (Bill Ehler), engineer for BCMUD21, on December 2016 regarding potential emergency water interconnect between our districts
- possible location for interconnect would be at east end of Renfro Burford Road
- BCMUD21 would be interested in pursuing interconnect (50/50 cost split) once FBCFWS#1 completes its 2<sup>nd</sup> Water Plant

**(i) Emergency Water Interconnect with Charleston MUD –** Waiting for CoA to provide status of project and to provide District record drawings once project has been constructed...DA to discuss any new updates on this matter resulting from letter sent to CoA

**(j) Potential Water Service to NalcoChampion (request that this line item be removed from Engineer's Report...a file will be retained in case customer requests service at a later date) –** informed customer that they can submit an application for District water service that can be used to assist them in filling their fire water tanks during a fire event...waiting for customer to submit application with fee

**(k) Status of New CoA WP –** CoA anticipates water plant being completed by mid-2022

**(l) Status of CoA WWTP Expansion Project (increasing capacity from 0.675 MGD to 0.95 MGD) –** Still waiting for CoA to initiate process for starting WWTP expansion project, which would give the District another 100,000 gpd capacity...DA to discuss any new matters related to this resulting from letter sent to CoA

**(m) FM521 Roadway Widening Project –** 30% Utility Coordination meeting was conducted on November 12<sup>th</sup>...new roadway configuration within District will be a 4 lane, divided roadway with raised median, curb and gutter, with underground storm sewer lines, side swales, and sidewalk...it is anticipated that the roadway design plans will be completed in May 2021 and the project will be under construction in May 2023...Jacobs currently reviewing roadway plans provided to determine locations of District waterlines and forcemain that need to be relocated

Please let me know if you have any questions or comments.

Sincerely,

David C. Dybala, Jr., P.E. - District Engineer - 713-855-1917





November 10, 2020

Board of Directors  
Fort Bend County Freshwater Supply District #1  
c/o Sanford Kuhl Hagan Kugle Parker Kahn LLP  
1980 Post Oak Boulevard, Suite 1380  
Houston, TX 77056

RE: Recommendation of Award for  
Fort Bend County Freshwater Supply District No. 1  
Water Plant No. 2

Dear Board Members:

On Thursday, November 5, 2020, three bids were received and opened for the **Water Plant No. 2** construction project. All of the bids were reviewed for accuracy and two contained errors (B-5 Construction Company, Inc. and W.W. Payton Corporation). Once the math corrections were made it did not result in the bid order changing. See the attached bid tabulation for more details.

The apparent low bidder was B-5 Construction Company, Inc. with a bid total of \$4,043,542.00.

Upon review of the qualifications submitted, we recommend awarding the contract to B-5 Construction Company, Inc. If you have any questions or would like more information, please let me know.

Sincerely,

Jacobs

A handwritten signature in black ink that reads "David Charles Dybala Jr.".

David Charles Dybala Jr., P.E.  
District Engineer  
713-855-1917

Client: Fort Bend County Freshwater Supply District No. 1  
Project: Water Plant No. 2  
Bid Date: November 5, 2020 at 10AM

Unit Price Schedule for Bid Items  
Job No. : WHXH7524

				B-5 Construction Co. Inc.		Lindsey Construction, Inc.		WW Payton Corporation		Engineer's Estimate	
Item #	Description	Unit	Unit Qty	Unit Price	Total	Unit Price	Total	Unit Price	Total	Unit Price	Total
Base Bid Items (See Bid Form for Full Description)											
Water Plant Site Work											
1	Mobilization and Demobilization	LS	1	\$ 74,634.00	\$ 74,634.00	\$ 312,000.00	\$ 312,000.00	\$ 550,000.00	\$ 550,000.00	\$ 95,000.00	\$ 95,000.00
2	Traffic Control and Regulation	LS	1	\$ 11,760.00	\$ 11,760.00	\$ 3,700.00	\$ 3,700.00	\$ 500.00	\$ 500.00	\$ 35,000.00	\$ 35,000.00
3	Filter Fabric Fence	LF	1276	\$ 4.00	\$ 5,104.00	\$ 3.00	\$ 3,828.00	\$ 1.00	\$ 1,276.00	\$ 2.00	\$ 2,552.00
4	Storm Water Pollution Prevention Plan	LS	1	\$ 21,224.00	\$ 21,224.00	\$ 10,000.00	\$ 10,000.00	\$ 500.00	\$ 500.00	\$ 20,000.00	\$ 20,000.00
5	Site Preparation	LS	1	\$ 61,105.00	\$ 61,105.00	\$ 181,000.00	\$ 181,000.00	\$ 15,000.00	\$ 15,000.00	\$ 80,000.00	\$ 80,000.00
6	Additional Imported General Fill	CY	2100	\$ 24.28	\$ 50,988.00	\$ 13.00	\$ 27,300.00	\$ 15.00	\$ 31,500.00	\$ 25.00	\$ 52,500.00
7	Drainage System	LS	1	\$ 168,893.00	\$ 168,893.00	\$ 150,000.00	\$ 150,000.00	\$ 60,000.00	\$ 60,000.00	\$ 75,000.00	\$ 75,000.00
8	Trench Safety System	LF	910	\$ 1.50	\$ 1,365.00	\$ 1.00	\$ 910.00	\$ 1.00	\$ 910.00	\$ 1.00	\$ 910.00
9	Yard Piping	LS	1	\$ 303,900.00	\$ 303,900.00	\$ 250,000.00	\$ 250,000.00	\$ 900,000.00	\$ 900,000.00	\$ 450,000.00	\$ 450,000.00
10	500,000 Gallon Bolted Steel Ground Storage Tank	LS	1	\$ 445,680.00	\$ 445,680.00	\$ 388,000.00	\$ 388,000.00	\$ 1,310,154.00	\$ 1,310,154.00	\$ 350,000.00	\$ 350,000.00
11	Four (4) 1,500 GPM Horizontal Split Case Booster Pumps with Foundation	LS	1	\$ 409,971.00	\$ 409,971.00	\$ 313,000.00	\$ 313,000.00	\$ 150,000.00	\$ 150,000.00	\$ 80,000.00	\$ 80,000.00
12	Two (2) 15,000 Gallon Welded Steel HPTs with Foundation	LS	1	\$ 190,415.00	\$ 190,415.00	\$ 210,000.00	\$ 210,000.00	\$ 100,000.00	\$ 100,000.00	\$ 80,000.00	\$ 80,000.00
13	Chlorine Gas Disinfection System	LS	1	\$ 23,554.00	\$ 23,554.00	\$ 25,000.00	\$ 25,000.00	\$ 35,000.00	\$ 35,000.00	\$ 20,000.00	\$ 20,000.00
14	Precast Concrete Building with Foundation	LS	1	\$ 160,454.00	\$ 160,454.00	\$ 120,000.00	\$ 120,000.00	\$ 150,000.00	\$ 150,000.00	\$ 80,000.00	\$ 80,000.00
15	Asphalt Access Driveways	SY	890	\$ 105.00	\$ 93,450.00	\$ 90.00	\$ 80,100.00	\$ 85.00	\$ 75,650.00	\$ 100.00	\$ 89,000.00
16	6-Foot Galvanized Chain Link Fence with 3-Strand Barbed Wire and Gates	LF	1318	\$ 39.00	\$ 51,402.00	\$ 33.00	\$ 43,494.00	\$ 35.00	\$ 46,130.00	\$ 20.00	\$ 26,360.00
17	Final Grading, Hydromulching and Site Clean Up	LS	1	\$ 12,992.00	\$ 12,992.00	\$ 14,000.00	\$ 14,000.00	\$ 8,000.00	\$ 8,000.00	\$ 25,000.00	\$ 25,000.00
18	Electrical System Installation	LS	1	\$ 445,511.00	\$ 445,511.00	\$ 492,000.00	\$ 492,000.00	\$ 900,000.00	\$ 900,000.00	\$ 450,000.00	\$ 450,000.00
19	Cash Allowance for Providing Power Service Through Centerpoint	LS	1	\$ 30,000.00	\$ 30,000.00	\$ 30,000.00	\$ 30,000.00	\$ 30,000.00	\$ 30,000.00	\$ 30,000.00	\$ 30,000.00
20	1,500 GPM Water Well with Vertical Turbine Pump										
20a	Well Contractor Mobilization and Demobilization	LS	1	\$ 92,650.00	\$ 92,650.00	\$ 98,000.00	\$ 98,000.00	\$ 150,000.00	\$ 150,000.00	\$ 100,000.00	\$ 100,000.00
20b	Drill Pilot Hole	EA	1	\$ 218,000.00	\$ 218,000.00	\$ 225,000.00	\$ 225,000.00	\$ 300,000.00	\$ 300,000.00	\$ 300,000.00	\$ 300,000.00
20c	One Complete Water Sampling Operation	EA	4	\$ 23,453.00	\$ 93,812.00	\$ 24,000.00	\$ 96,000.00	\$ 30,000.00	\$ 120,000.00	\$ 40,000.00	\$ 160,000.00
20d	Ream Pilot Hole	LS	1	\$ 218,000.00	\$ 218,000.00	\$ 228,000.00	\$ 228,000.00	\$ 300,000.00	\$ 300,000.00	\$ 265,000.00	\$ 265,000.00
20e	Underream Pilot Hole Below the Surface Casing	LS	1	\$ 43,600.00	\$ 43,600.00	\$ 46,000.00	\$ 46,000.00	\$ 60,000.00	\$ 60,000.00	\$ 110,000.00	\$ 110,000.00
20f	Furnish and Install Liner	LS	1	\$ 98,100.00	\$ 98,100.00	\$ 102,000.00	\$ 102,000.00	\$ 150,000.00	\$ 150,000.00	\$ 140,000.00	\$ 140,000.00
20g	Install Gravel Pack	LS	1	\$ 43,600.00	\$ 43,600.00	\$ 46,000.00	\$ 46,000.00	\$ 60,000.00	\$ 60,000.00	\$ 80,000.00	\$ 80,000.00
20h	Furnish the Test Pump, Develop and Test Well	LS	1	\$ 43,600.00	\$ 43,600.00	\$ 46,000.00	\$ 46,000.00	\$ 60,000.00	\$ 60,000.00	\$ 110,000.00	\$ 110,000.00
20i	Perform Step Tests and 36-Hour Test, Collect and Analyze Water Samples	LS	1	\$ 34,880.00	\$ 34,880.00	\$ 36,000.00	\$ 36,000.00	\$ 50,000.00	\$ 50,000.00	\$ 33,000.00	\$ 33,000.00
20j	Concrete Foundation for Permanent Pump	LS	1	\$ 9,498.00	\$ 9,498.00	\$ 5,200.00	\$ 5,200.00	\$ 15,000.00	\$ 15,000.00	\$ 3,000.00	\$ 3,000.00
20k	Furnish and Install 1,500 GPM Permanent Vertical Turbine Pump	LS	1	\$ 182,030.00	\$ 182,030.00	\$ 190,000.00	\$ 190,000.00	\$ 250,000.00	\$ 250,000.00	\$ 160,000.00	\$ 160,000.00
20l	Discharge Piping Manifold, Complete and Connected to Well Collection Line	LS	1	\$ 105,621.00	\$ 105,621.00	\$ 67,000.00	\$ 67,000.00	\$ 30,000.00	\$ 30,000.00	\$ 36,000.00	\$ 36,000.00
Off-Site Waterline Work											
21	Mobilization and Demobilization	LS	1	\$ 14,079.00	\$ 14,079.00	\$ 25,000.00	\$ 25,000.00	\$ 5,000.00	\$ 5,000.00	\$ 6,400.00	\$ 6,400.00
22	Traffic Control and Regulation	LS	1	\$ 14,026.00	\$ 14,026.00	\$ 2,500.00	\$ 2,500.00	\$ 500.00	\$ 500.00	\$ 2,600.00	\$ 2,600.00
23	Clearing and Grubbing	AC	0.3	\$ 24,000.00	\$ 7,200.00	\$ 25,000.00	\$ 7,500.00	\$ 6,000.00	\$ 1,800.00	\$ 20,000.00	\$ 6,000.00
24	Reinforced Filter Fabric Barrier	LF	280	\$ 4.00	\$ 1,120.00	\$ 2.00	\$ 560.00	\$ 0.40	\$ 112.00	\$ 3.00	\$ 840.00
25	Trench Safety System	LF	890	\$ 1.50	\$ 1,335.00	\$ 1.00	\$ 890.00	\$ 0.10	\$ 89.00	\$ 1.00	\$ 890.00
26	12-Inch Waterline, Open-Cut	LF	872	\$ 84.50	\$ 73,684.00	\$ 66.00	\$ 57,552.00	\$ 105.00	\$ 91,560.00	\$ 60.00	\$ 52,320.00
27	12-Inch Waterline, Auger	LF	218	\$ 180.00	\$ 39,240.00	\$ 175.00	\$ 38,150.00	\$ 140.00	\$ 30,520.00	\$ 65.00	\$ 14,170.00
28	12-Inch Waterline, Auger with 20-Inch Steel Casing	LF	90	\$ 494.30	\$ 44,487.00	\$ 280.00	\$ 25,200.00	\$ 425.00	\$ 38,250.00	\$ 250.00	\$ 22,500.00
29	4-Inch Waterline, Open-Cut	LF	18	\$ 85.50	\$ 1,539.00	\$ 43.00	\$ 774.00	\$ 40.00	\$ 720.00	\$ 30.00	\$ 540.00
30	12-Inch Gate Valve with Box	EA	6	\$ 4,879.00	\$ 29,274.00	\$ 3,100.00	\$ 18,600.00	\$ 4,400.00	\$ 26,400.00	\$ 2,000.00	\$ 12,000.00
31	8-Inch Gate Valve with Box	EA	2	\$ 3,641.00	\$ 7,282.00	\$ 2,000.00	\$ 4,000.00	\$ 2,500.00	\$ 5,000.00	\$ 1,500.00	\$ 3,000.00
32	4-Inch Gate Valve with Box	EA	2	\$ 2,958.00	\$ 5,916.00	\$ 1,500.00	\$ 3,000.00	\$ 2,000.00	\$ 4,000.00	\$ 750.00	\$ 1,500.00
33	Wet Connection to 8-Inch Waterline	EA	3	\$ 6,500.00	\$ 19,500.00	\$ 4,500.00	\$ 13,500.00	\$ 9,000.00	\$ 27,000.00	\$ 2,000.00	\$ 6,000.00
34	Wet Connection to 4-Inch Waterline	EA	2	\$ 3,043.00	\$ 6,086.00	\$ 1,000.00	\$ 2,000.00	\$ 3,000.00	\$ 6,000.00	\$ 1,250.00	\$ 2,500.00
35	Regrade Ditches	LF	408	\$ 32.50	\$ 13,260.00	\$ 9.00	\$ 3,672.00	\$ 4.00	\$ 1,632.00	\$ 5.00	\$ 2,040.00
36	Desilt Existing Culverts	LF	112	\$ 158.00	\$ 17,696.00	\$ 30.00	\$ 3,360.00	\$ 6.00	\$ 672.00	\$ 15.00	\$ 1,680.00
37	Hydro Mulch Seeding	AC	0.45	\$ 4,500.00	\$ 2,025.00	\$ 4,500.00	\$ 2,025.00	\$ 2,500.00	\$ 1,125.00	\$ 4,000.00	\$ 1,800.00
Total Amount Base Bid					\$ 4,043,542.00		\$ 4,047,815.00		\$ 6,150,000.00		\$ 3,675,102.00
Alternate Bid Items for Water Well Construction (See Bid Form for Full Description)											
A-1	Pilot Hole, More or Less Than the 1,350 Feet Base Depth	VF	Add/Deduct	\$ 54.50		\$ 57.00		\$ 50.00			
A-2	Perform and Provide the Spectral Gamma Ray Log of the Pilot Hole	LS	Add	\$ 3,270.00		\$ 3,450.00		\$ 3,000.00			
A-3	Cement Plug for Pilot Hole	LS	Add	\$ 5,450.00		\$ 5,700.00		\$ 5,000.00			
A-4	Plug and Abandon Pilot Hole	LS	Add	\$ 5,450.00		\$ 5,700.00		\$ 5,000.00			
A-5	24-Inch Surface Casing, More or Less Than the 915 Feet Base Length	VF	Add/Deduct	\$ 196.20		\$ 205.00		\$ 180.00			
A-6	18-Inch Blank Production Casing, More or Less Than the 205 Feet Base Length	VF	Add/Deduct	\$ 141.70		\$ 148.00		\$ 130.00			
A-7	18-Inch Screened Production Casing, More or Less Than the 170 Feet Base Length	VF	Add/Deduct	\$ 327.00		\$ 340.00		\$ 300.00			
A-8	Furnish and Install Base Length of 915 Feet of 20-Inch Surface Casing as a Substitute for 24-Inch Surface Casing	LS	Deduct	\$ 21,000.00		\$ 20,000.00		\$ 20,000.00			
A-9	Underream Pilot Hole Below the Surface Casing to a Min. Dia. of 28 Inches for 14-Inch Liner and a Base Depth of 1,190 Feet as a Substitute to Min. Dia. of 32 Inches for 18-Inch Liner	LS	Deduct	\$ 4,200.00		\$ 4,400.00		\$ 4,000.00			
A-10	Furnish and Install 205 Feet of 14-Inch Blank Production Casing as a Substitute for 18-Inch Blank Prod. Casing	LS	Deduct	\$ 4,200.00		\$ 4,400.00		\$ 4,000.00			
A-11	Furnish and Install 170 Feet of 14-Inch Screened Prod. Casing as a Substitute for 18-Inch Screened Prod. Casing	LS	Deduct	\$ 5,250.00		\$ 5,500.00		\$ 5,000.00			
A-12	14-Inch Blank Production Casing, More or Less Than the 205 Feet Base Length	VF	Add/Deduct	\$ 109.00		\$ 115.00		\$ 100.00			
A-13	14-Inch Screened Production Casing, More or Less Than the 170 Feet Base Length	VF	Add/Deduct	\$ 272.50		\$ 280.00		\$ 250.00			
A-14	Substitute 200 Hp Electric Well Motor	EA	Deduct	\$ 3,150.00		\$ 3,800.00		\$ 3,000.00			
A-15	Substitute 300 Hp Electric Well Motor	EA	Add	\$ 5,450.00		\$ 5,700.00		\$ 7,000.00			
A-16	Furnish and Install 20-Foot Length of Compl. Pump Column Assembly, More or Less Than the 420-Ft Base Length	EA	Add/Deduct	\$ 2,725.00		\$ 2,800.00		\$ 2,500.00			
A-17	Furnish and Install 10-Foot Length of Compl. Pump Column Assembly, More or Less Than the 420-Ft Base Length	EA	Add/Deduct	\$ 1,362.00		\$ 1,450.00		\$ 1,250.00			
A-18	Cast Iron Pump Bowl Stage, More or Less Than Number of Stages Required to Meet Base Bid Pump Bowl Design	EA	Add/Deduct	\$ 3,270.00		\$ 3,400.00		\$ 3,000.00			
A-19	Ductile Iron Pump Bowl Stage, More or Less Than Number of Stages Required to Meet Base Bid Pump Bowl Design	EA	Add/Deduct	\$ 3,270.00		\$ 3,400.00		\$ 3,000.00			
A-20	Check Valve or Control Valve Installed in Column Pipe Assembly Above Pump Bowl	EA	Add	\$ 3,584.00		\$ 3,600.00		\$ 3,200.00			
A-21	Substitute 200 Hp Electric Well Motor (300% EHT) for 200 Hp Well Motor (Min. 175% EHT)	EA	Add	\$ 3,360.00		\$ 3,400.00		\$ 3,000.00			
A-22	Substitute 250 Hp Electric Well Motor (300% EHT) for 250 Hp Well Motor (Min. 175% EHT)	EA	Add	\$ 3,920.00		\$ 4,000.00		\$ 3,500.00			
A-23	Substitute 300 Hp Electric Well Motor (300% EHT) for 300 Hp Well Motor (Min. 175% EHT)	EA	Add	\$ 4,480.00		\$ 4,500.00		\$ 4,000.00			

# Received Bid Sheet

Fort Bend County Freshwater Supply District No. 1

Bid Opening  
for

Water Plant No. 1 Recoating Project

November 11, 2020 at Noon

	Contractor	Bid Total
1	A&H Coating Services LLC	\$44,250.00
2	Blastco Tx Inc	\$50,648.00
3	Gulf States Protective Coating, Inc	\$90,175.00
4	Trey Evans Co	\$62,500.00

**PREVENTIVE SERVICES, LP**

---

P. O. Box 1969  
Spring, Texas 77383-1969  
Phone (281) 374-7042  
Fax (281) 374-7641

November 5, 2020

Fort Bend County Fresh Water Supply District No. 1  
C/o Jacobs Engineering Group, Inc.  
Mr. David Dybala  
5995 Rogerdale Road,  
Houston, TX 77072

RE: Fort Bend County Fresh Water Supply District No. 1  
Water Plant No. 1 Recoating Project  
Job No. WHXH7500

Dear Mr. Dybala,

As requested, we are providing you with a proposal for coating rehabilitation inspection services. The interior of the two (2) existing 15,000-gallon hydropneumatic tanks, associated tank piping and appurtenances, the interior floor and 6" up the sidewall and coating repairs to the sidewalls and roof of the Westernmost 50'D bolted ground storage tank will be visually inspected. Also, included within the scope of our inspection, we will check the ambient conditions, the surface profile, correct product and application per Manufacturers/Engineers specifications; dry mil thicknesses of the protective coatings applied and perform a low voltage holiday test where applicable.

Following is our proposal:

A. GENERAL

Preventive Services, LP will provide a project representative to perform periodic inspections with a minimum of 4 hours per inspection with written reports submitted monthly via email in PDF form. All project activities will be coordinated with the Engineer or your designate.

B. COSTS

**TOTAL LUMP SUM COATING INSPECTION COST \$ 5,000.00**

Fort Bend County Fresh Water Supply District No. 1  
C/o Jacobs Engineering Group, Inc.  
November 5, 2020  
Page -2-

We appreciate the opportunity to submit a proposal to Fort Bend County Fresh Water Supply District No. 1 C/o Jacobs Engineering Group, Inc. for coating rehabilitation inspection services. We look forward to doing business with you; please contact our office if you have any questions.

Sincerely,



Kevin L. Cullins  
Managing Member

*To accept and authorize this work, please sign and date below.*  
Return to via fax at (281) 374-7641 or email [acullins@preventivesvcs.com](mailto:acullins@preventivesvcs.com).

\_\_\_\_\_  
Representative Signature

\_\_\_\_\_  
Date

\_\_\_\_\_  
Printed Name

\_\_\_\_\_  
Title

\_\_\_\_\_  
Telephone Number

**Operator's Report for the November 17, 2020 Board Meeting**

**Substantial System Repairs and Maintenance**

Distribution System	Installed residential taps & meters: 7 locations 319 Teakwood Ave 4006 Emerald Ln 518 Dogwood Ave 635 Redwood Ave 1311 Trammel Fresno Rd 3803 C Vermont 543 Mulberry Ln	\$ 8,877.52
Distribution System	Installed reflective collars on hydrants	\$ 11,064.08
Water Plant	Replaced booster pump coupling	\$ 3,691.60
642 Cedar St	Repaired leaking service line	\$ 1,751.51

**1. Water Plant Water Well Repair**

I was authorized at the September meeting to repair the water well at the water plant. This repair has been completed and the well has been put back into service. We coordinated with MDS to close the interconnect on November 11<sup>th</sup> and will prepare for the repay of water.

**2. Lift Station #1 New Lift Pump #3**

I am requesting authorization to install a third lift pump at lift station #1 for an estimated cost of \$28,750.00. This request was made by the engineer to improve the facility capacity.

**3. Customer request, Landrew Dossman, 618 Cleo Street**

The customer is requesting an adjustment due to a water leak in the private line for the billing period of 08/08-09/08 23K. In accordance with the leak adjustment policy in the rate order, the customer qualifies for an adjustment \$39.00.

**4. Delinquent Accounts and Service Terminations**

Please see attached the list of customers that received delinquent letter by mail and are subject to disconnection of service.

**From:** [V.S](#)  
**To:** [Customer Service](#)  
**Subject:** RE: WATER LEAK AND WATER BILL FOR 618 CLEO  
**Date:** Tuesday, October 13, 2020 3:06:33 PM

---

**CAUTION:** This email originated from outside of EDP's email system. Do not click links or open attachments unless you recognize the sender and know the content is safe.

Dear Packet committee I was instructed By Ms. Amanda to ask if you could PLEASE include this file in the October 15th board review meeting packet.

Concerned Party of FBC F.W.S.D. #1

Landrew Dossman here at 618 Cleo Street, Fresno TX

I'm reaching out to the board members to report a water leak that caused my water bill to be extremely high. I'm seeking an adjustment on my account to reflect the waste of water not used by my household. This account happened on or about September 7, 2020 I noticed a sopping wet yard and water pouring out from the FBC installed water tank and that it had rusted out.

I'm in excellent standings with FB water company in terms of paying my bills on time and I have never had a bill of this magnitude before. I called and talked to Ms Amanda Saucier and was told to consult with the board. I've paid the bill as normal because I didn't want interruptions nor compromise the integrity of my account. I hope you will find the evidence I've attached helpful and in my favor to do the necessary adjustments urgently. As we all know these present days and times are having families scrambling and making sacrifices to make ends meet.

Attached: Pictures of tank leak, invoice for repair, water bill statement

I can be reached via email (preferred) [vstarling24@gmail.com](mailto:vstarling24@gmail.com) or 281.431.6534

Sending my best

Landrew Dossman

Account Name: DOSSMAN LANDREW  
 Resident ID: 81561  
 Building: --  
 Premise #: [618 CLEO ST](#)  
 Community: FBC FWSD No. 1 -701 - (VOL)  
 Move In Date: 01/04/2013

Service At: 618 CLEO ST  
 FRESNO, TX 77545  
 Rate Schedule: 01: Residential - Water Only

Customer: DOSSMAN LANDREW  
 Customer ID: [62319](#)

[View Connected Persons](#)

**Water Service is provided at the following rates\*, subject to change.**

0 – 3,000 gallons	\$21.00
3,001 – 5,000 gallons	\$2.50 per thousand gallons
5,001 – 20,000 gallons	\$4.50 per thousand gallons
20,001 – 35,000 gallons	\$5.50 per thousand gallons
35,001 – 99,999 gallons	\$6.50 per thousand gallons

**NFBRWA is charged at \$4.19 per thousand gallons\* subject to change.**

**08/08/2020 through 09/08/2020 Due Date 10/13/2020, 23k \$207.37**

<b>Current Billing</b>	
Water Charges	\$110.00
North Ft. Bend Water Authority	\$96.37
Voluntary Fire Department Fee	\$1.00
<b>Total Current Billing Charges</b>	<b>\$207.37</b>

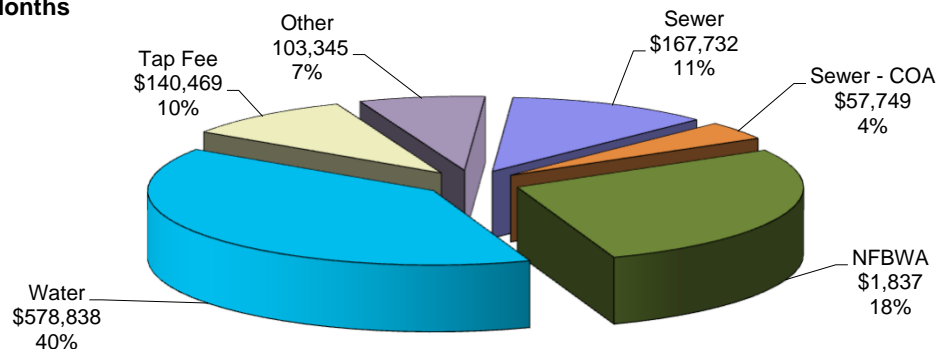
#	Meter	Date	Reading	Usage
1	65139640	10/07/20	351	4
2	65139640	09/08/20	347	23
3	65139640	08/07/20	324	4
4	65139640	07/08/20	320	4
5	65139640	06/08/20	316	5
6	65139640	05/07/20	311	5
7	65139640	04/07/20	306	6
8	65139640	03/06/20	300	4
9	65139640	02/07/20	296	4
10	65139640	01/07/20	292	8
11	65139640	12/05/19	284	4
12	65139640	11/05/19	280	5
13	65139640	10/07/19	275	5
14	65139640	09/06/19	270	4



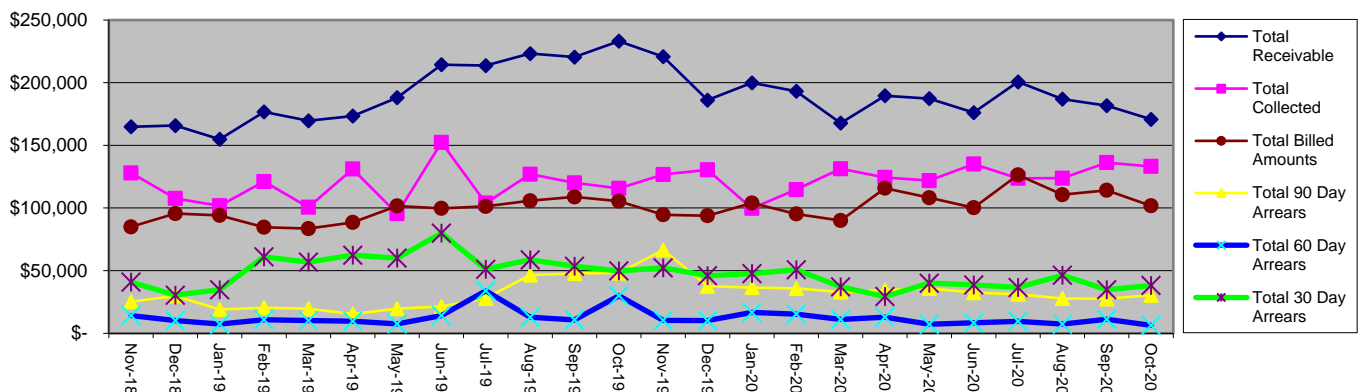
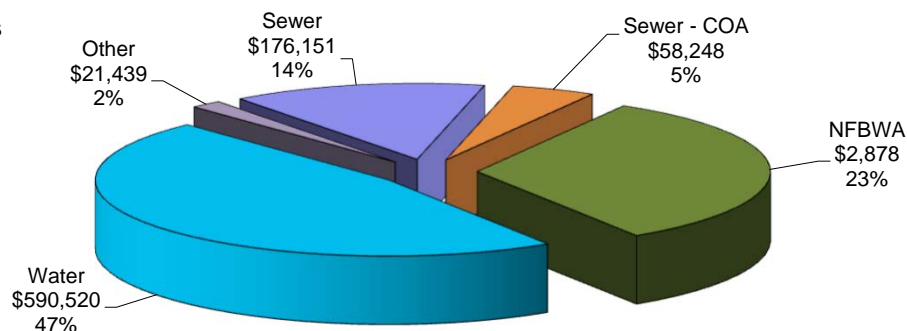
# Fort Bend FWSD No. 1 Utility Billing Summary

	October 13, 2020	September 13, 2020	12 Months
Total Collected	\$ (133,138.15)	\$ (136,201.45)	\$ (1,501,191.01)
Total Billed	\$ 101,734.06	\$ 114,152.92	\$ 1,254,739.64
Tap Fees Received	\$ (12,676.99)	\$ (13,724.77)	\$ (140,469.21)
Total Aged Receivable	\$ 69,068.32	\$ 67,550.99	
Total Receivable	\$ 165,463.72	\$ 174,603.65	
Security Deposit Balance	\$ 103,367.47	\$ 102,246.45	\$ 87,700.00
NFBWA Fee Billed	\$ 32,221.10	\$ 38,786.83	\$ 408,381.48
NFBWA Fee to pay billing cycle	\$ -	\$ 8,504.35	\$ 456,912.20
Water Sold (gallons)	7,690,000	9,269,000	98,674,800
Water Produced (gallons)	0	2,153,000	117,280,000
Residential Connections	1,011	1,030	
Avg per Residential Connection	4,802	5,744	

**Collections, 12 Months**



**Billing, 12 Months**



# Fort Bend FWSD No. 1

## Utility Billing Detail Report

	October 13, 2020	September 13, 2020	October 13, 2019
Beginning Date	09/19/20	08/19/20	09/18/19
Closing Date	10/20/20	09/18/20	10/16/19
No. of Days	31	30	30

<b>Beginning Balance</b>	<b>\$ 174,603.65</b>	<b>\$ 180,836.83</b>	<b>\$ 216,477.41</b>
--------------------------	----------------------	----------------------	----------------------

<b>Adjustments</b>			
Collection Fee Write Off	\$ -	\$ (61.79)	\$ -
Collections	\$ 448.28	\$ 325.20	\$ -
Credit Refund	\$ 1,506.21	\$ 2,244.35	\$ 1,351.87
Deposits	\$ 2,615.19	\$ 3,086.56	\$ 1,750.00
Disconnection	\$ 750.00	\$ 450.00	\$ 750.00
Inseptions	\$ 975.00	\$ 975.00	\$ 760.00
Letter Fee	\$ 1,630.00	\$ 1,620.00	\$ -
NFBWA	\$ 416.39	\$ -	\$ -
NSF Fee	\$ -	\$ 60.00	\$ 30.00
Penalty	\$ 3,326.61	\$ 3,542.74	\$ 4,183.08
Return Check	\$ -	\$ 542.95	\$ 45.35
Sewer	\$ 91.00	\$ -	\$ -
Tap Fee	\$ 11,463.12	\$ 11,300.00	\$ 15,900.00
Transfer	\$ 250.00	\$ 275.00	\$ 225.00
Unapplied	\$ (1,338.48)	\$ (6,549.68)	\$ -
Voluntary Fire Dept	\$ (394.10)	\$ (356.87)	\$ (520.76)
Water	\$ 250.13	\$ -	\$ -
Well Permit Fee	\$ 600.00	\$ -	\$ 600.00
Door Hanger Fee	\$ 740.00	\$ 960.00	\$ -
Grease Trap Inspections	\$ -	\$ -	\$ -
<b>Total Adjustments</b>	<b>\$ 23,329.35</b>	<b>\$ 18,413.46</b>	<b>\$ 25,074.54</b>

<b>Collected Amounts</b>			
Collections	\$ (448.28)	\$ (263.41)	\$ -
Deposits	\$ (2,186.21)	\$ (3,085.56)	\$ (1,975.00)
Disconnection	\$ (450.00)	\$ (400.00)	\$ (650.00)
Door Hanger Fee	\$ (471.00)	\$ (480.38)	\$ -
Grease Trap Inspection	\$ (50.01)	\$ (50.01)	\$ (33.34)
Inspections	\$ (975.00)	\$ (700.00)	\$ (1,101.34)
NFBWA	\$ (37,756.73)	\$ (37,494.93)	\$ (30,951.08)
NSF Fee	\$ (46.52)	\$ (43.48)	\$ (30.00)
Penalty	\$ (3,281.40)	\$ (3,362.33)	\$ (2,602.27)
Sewer	\$ (14,207.72)	\$ (14,354.45)	\$ (13,137.03)
Sewer - COA	\$ (4,291.36)	\$ (5,314.25)	\$ (4,188.88)
Tap Fee	\$ (12,676.99)	\$ (13,724.77)	\$ (12,912.33)
Transfer	\$ (300.00)	\$ (275.00)	\$ (278.00)
Voluntary Fire Dept	\$ (1,137.90)	\$ (1,168.19)	\$ (963.24)
Water	\$ (50,627.85)	\$ (51,298.98)	\$ (45,010.48)
Well Permit Fee	\$ (600.00)	\$ -	\$ (600.00)
Letter Fee	\$ (1,383.73)	\$ (1,373.34)	\$ -
Meter Rental	\$ -	\$ (120.00)	\$ (120.00)
<b>Total Collected</b>	<b>\$ (130,890.70)</b>	<b>\$ (133,509.08)</b>	<b>\$ (114,552.99)</b>
<b>Overpayments</b>	<b>\$ (2,247.45)</b>	<b>\$ (2,692.37)</b>	<b>\$ (1,131.34)</b>
<b>Total Collected</b>	<b>\$ (133,138.15)</b>	<b>\$ (136,201.45)</b>	<b>\$ (115,684.33)</b>

<b>Deposits Applied</b>	<b>\$ (1,065.19)</b>	<b>\$ (2,598.11)</b>	<b>\$ (476.00)</b>
-------------------------	----------------------	----------------------	--------------------

<b>Billed Amounts</b>			
Meter Rental	\$ -	\$ 120.00	\$ 120.00
NFBWA	\$ 32,221.10	\$ 38,786.83	\$ 33,870.24
Sewer	\$ 15,567.00	\$ 15,677.75	\$ 14,245.50
Sewer - COA	\$ 4,878.00	\$ 4,878.00	\$ 4,806.00
Voluntary Fire Dept	\$ 1,581.00	\$ 1,577.00	\$ 1,492.00
Water	\$ 47,436.95	\$ 53,063.33	\$ 50,888.46
Grease Trap Inspection	\$ 50.01	\$ 50.01	\$ 50.01
<b>Total Billed</b>	<b>\$ 101,734.06</b>	<b>\$ 114,152.92</b>	<b>\$ 105,472.21</b>

<b>Aged Receivable</b>			
Total 90 Day Arrears	\$ 30,424.43	\$ 27,471.48	\$ 48,194.64
Total 60 Day Arrears	\$ 6,399.01	\$ 11,131.60	\$ 29,982.10
Total 30 Day Arrears	\$ 38,163.79	\$ 34,790.69	\$ 49,742.40
Unapplied Credits	\$ (5,918.91)	\$ (5,842.78)	\$ (212.62)
Total Aged Receivable	\$ 69,068.32	\$ 67,550.99	\$ 127,706.52
Current Receivable	\$ 96,395.40	\$ 107,052.66	\$ 103,157.31
<b>Total Receivable</b>	<b>\$ 165,463.72</b>	<b>\$ 174,603.65</b>	<b>\$ 230,863.83</b>

### Electronic Payment Stats - Calendar Month

	Sep-20	Aug-20	Sep-19
Check Consolidation	68	75	169
Credit Card	705	690	524
ACH	224	220	177
<b>Total</b>	<b>997</b>	<b>985</b>	<b>870</b>

# Fort Bend FWSD No. 1

## Connection/Active Accounts

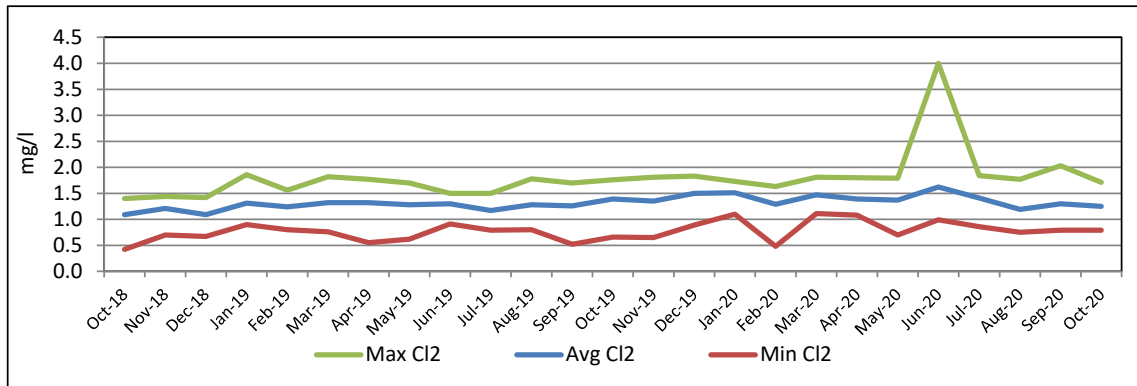
Connection Count	October 13, 2020	September 13, 2020	October 13, 2019
Residential Water Only	1011	1030	987
Vacant Residential Water Only	56	56	60
Residential- Full Service	442	419	383
Vacant Residential Full Service	13	13	16
Residential Water Only- Swer Coa	89	89	88
Vacant Residential COA	2	2	2
Fire Line Non - Profit/Tax	4	4	4
Multi-Family	3	3	3
Builder Connection	0	0	0
Builder- Full Service	0	0	0
Builder Deposit	11	10	10
Commercial - Water Only	17	17	16
Commercial- Full Service	0	0	0
3rd Party Backcharge	1	1	3
Com Mfg & Industrial	1	1	1
Com Mfg & Industrial- Full Service	0	0	0
Non-Profit - Fresno VFD	0	0	0
Commerical Irrigation	3	3	3
Ft Bend City- Water Only	1	1	1
Ft Bend Co- Full Service	2	2	1
Ft Bend Co- Water Only	0	0	1
Churches - Water Only	3	3	3
Churches- Full Service	3	3	3
District Meter	1	1	1
Interconnect - No Bill Arcola	1	1	1
<b>Total</b>	<b>1664</b>	<b>1659</b>	<b>1587</b>
Water use per ESFC	270	319	294

## Tap Activity

Month		Month	
Oct-20	9	Oct-19	5
Sep-20	3	Sep-19	2
Aug-20	2	Aug-19	15
Jul-20	6	Jul-19	3
Jun-20	7	Jun-19	8
May-20	6	May-19	4
Apr-20	9	Apr-19	10
Mar-20	4	Mar-19	7
Feb-20	2	Feb-19	7
Jan-20	5	Jan-19	11
Dec-19	7	Dec-18	1
Nov-19	12	Nov-18	5
<b>Total</b>	<b>72</b>		<b>78</b>

# Fort Bend FWSD No. 1 Water Quality Monitoring Report

## Disinfection Monitoring



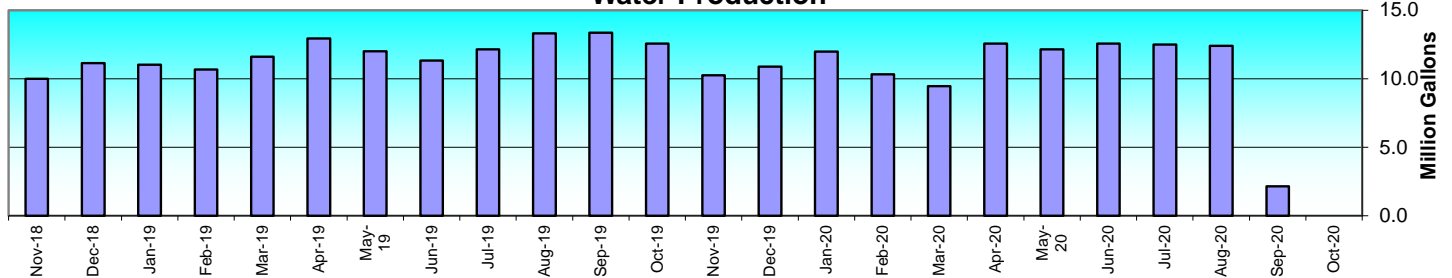
## Maximum Residual Disinfectant Level (MRDL)

Month	Oct-20	Sep-20	Aug-20
# TCR Samples	4	4	4
# Disinfectant Samples	35	34	35
Average Disinfection Res.	1.25	1.30	1.19
Highest Reading	1.71	2.03	1.77
Lowest Reading	0.79	0.79	0.75
# Below Limit	0	0	0
# With None Detected	0	0	0

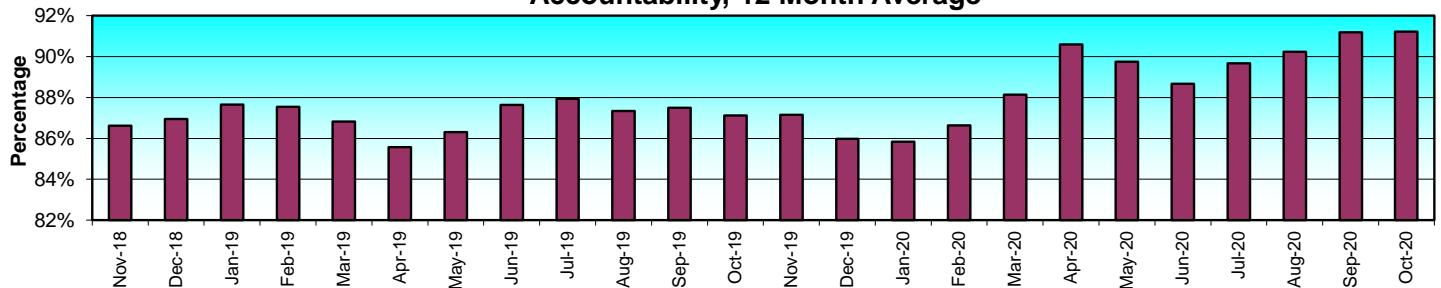
# Fort Bend FWSD No. 1 Water Production Report

Period Ending	Production (MG)	Billed (MG)	Water Sold (MG)	Water Purchased	Total Billed (MG)	Construction (MG)	Water Loss	Accountability (%)	12 Month Avg.
Oct-7-20	0.000	7.690	2.704	11.400	10.394	0.000	1.006	91.2%	91.2%
Sep-8-20	2.153	9.269	3.250	10.200	12.519	0.000	-0.166	101.3%	91.2%
Aug-7-20	12.415	8.834	2.777	0.000	11.611	0.000	0.804	93.5%	90.2%
Jul-8-20	12.504	10.431	2.544	0.000	12.975	0.000	-0.471	103.8%	89.7%
Jun-8-20	12.563	7.738	2.853	0.000	10.591	0.000	1.972	84.3%	88.7%
May-7-20	12.141	8.593	1.459	0.000	10.052	0.000	2.089	82.8%	89.8%
Apr-7-20	12.565	9.489	2.609	0.000	12.098	0.000	0.467	96.3%	90.6%
Mar-6-20	9.466	6.487	2.090	0.000	8.577	0.000	0.890	90.6%	88.1%
Feb-7-20	10.339	7.183	2.227	0.000	9.410	0.000	0.929	91.0%	86.6%
Jan-7-20	11.988	8.248	2.514	0.000	10.762	0.000	1.226	89.8%	85.8%
Dec-5-19	10.893	7.264	1.093	0.000	8.357	0.000	2.536	76.7%	86.0%
Nov-5-19	10.253	7.450	2.134	0.000	9.584	0.000	0.669	93.5%	87.2%
Oct-7-19	12.573	8.753	2.644	0.000	11.397	0.000	1.176	90.6%	87.1%
Sep-6-19	13.376	9.184	2.857	0.000	12.041	0.000	1.335	90.0%	87.5%
Aug-6-19	13.318	8.907	2.646	0.000	11.553	0.000	1.765	86.7%	87.3%
Jul-8-19	12.161	8.426	2.730	0.000	11.156	0.000	1.005	91.7%	87.9%
Jun-6-19	11.343	8.329	2.711	0.000	11.040	0.000	0.303	97.3%	87.6%
May-6-19	12.003	8.397	2.743	0.000	11.140	0.000	0.864	92.8%	86.3%
Apr-4-19	12.949	6.490	2.172	0.000	8.662	0.000	4.287	66.9%	85.6%
Mar-7-19	11.614	6.331	2.101	0.000	8.432	0.000	3.182	72.6%	86.8%
Feb-6-19	10.676	6.484	2.199	0.000	8.683	0.000	1.993	81.3%	87.6%
Jan-8-19	11.030	7.621	2.474	0.000	10.095	0.000	0.935	91.5%	87.7%
Dec-6-18	11.152	8.102	2.027	0.000	10.129	0.000	1.023	90.8%	86.9%
Nov-2-18	10.010	6.804	2.518	0.000	9.322	0.000	0.688	93.1%	86.6%

Water Production



Accountability, 12 Month Average



# Fort Bend FWSD No. 1

## Customer Service Report

October / November 2020

Customer Name	Call Date	Address	Description of Call
<b>Water Quality Complaints</b>			
None			
<b>Problems Reported</b>			
Sergio Andrade	11-Sep-20	339 Merrifield Ln.	Customer reported a possible water leak. Found meter was mis-read. Customer's account was credited to correct billing. Made customer contact.
Tuan Don	19-Oct-20	303 Teakwood Ave.	Customer reported sewer backup. Checked clean out stacks and located blockage on customer's line. Made customer contact.
Alicia Correa	19-Oct-20	4242 Rose Ln.	Customer reported a possible water leak. Found leaking meter gasket and replaced. Left door notice.
Suzanne Greer	23-Oct-20	631 S. Locust Dr.	Customer reported sewer backup. Upon arrival, found grease trap draining into ditch. Advised customer to connect grease trap to septic system tank.
Santos Cano	3-Nov-20	331 Broadmore Dr.	Customer requested an investigation of possible illegal connection. Found no evidence of illegal connection.
<b>Billing Disputes</b>			
Janice Bonier	7-Oct-20	3822 1/2 Kansas	Customer requested a meter re-read due to high consumption. Meter read was in-line with previous reads. Confirmed accuracy of meter. Made customer contact.
Claudia Minero	12-Oct-20	4435 Tulip Ln. A	Customer requested a meter re-read due to high consumption. Meter read was in-line with previous reads. Walked around property and did not see any visible leaks. Confirmed accuracy of meter. Made customer contact.
Miranda Gonzalez	13-Oct-20	530 Trammel Fresno	Customer requested a meter re-read due to high consumption. Meter read was in-line with previous reads. Walked around property and did not see any visible leaks. Confirmed accuracy of meter. Made customer contact.
Arali Chavira	22-Oct-20	4710 Fairhill Ave.	Customer requested a meter re-read due to high consumption. Meter read was in-line with previous reads. Walked around property and did not see any visible leaks. Customer declined meter accuracy test. Made customer contact.
Marvin Ricks	23-Oct-20	3407 Illinois Rd.	Customer requested a meter re-read due to high consumption. Meter showed inside consumption. Walked around property and did not see any visible leaks. Meter read was in-line with previous reads. Left door notice.
Saida Moscott	26-Oct-20	3719 Louise St.	Customer requested a meter re-read due to high consumption. Meter read was in-line with previous reads. Walked around property and did not see any visible leaks. Confirmed accuracy of meter. Made customer contact.
Pascuala Pina	26-Oct-20	4423 Mistletoe Ln.	Customer requested a meter re-read due to high consumption. Meter read was in-line with previous reads. Walked around property and found leak on meter tail and repaired. Made customer contact.
Hector Meza	26-Oct-20	3626 Jan St.	Customer requested a meter re-read due to high consumption. Meter read was in-line with previous reads. Walked around property and did not see any visible leaks. Confirmed accuracy of meter. Made customer contact.
Juan Montez	26-Oct-20	3211 Ohio St.	Customer requested a meter re-read. Found meter was mis-read. Customer's account was credited to correct billing.

Customer Name	Call Date	Address	Description of Call
Laura Jasso	2-Nov-20	631 Cedar St.	Customer requested a meter re-read due to high consumption. Meter read was in-line with previous reads. Walked around property and did not see any visible leaks. Unable to confirm accuracy of meter due to no access to water faucet. Left door notice.
<b>Customer Correspondence</b>			
Landrew Dossman	13-Oct-20	618 Cleo St.	Customer sent letter to Board of Directors requesting a leak adjustment.

# Fort Bend FWSD No. 1

## Delinquent Notice/Service Disconnect Report

Date	Delinquent Letters	Date Mailed	Door Hangers	Date Hung	Disconnects	Date of Disconnect
November-20	167	11/05/20				
October-20	164	10/06/20	57	10/20/20	9	10/27/20
September-20	162	09/04/20	55	09/21/20	15	09/29/20
August-20	110	08/10/20	32	08/24/20	9	08/31/20
July-20	134	07/07/20	35	07/23/20	9	07/29/20
June-20	165	06/08/20	66	06/22/20	35	06/29/20
May-20	120	05/11/20	55	05/27/20	29	Deferred
April-20	177	04/06/20	58	04/22/20	34	Deferred
March-20	174	03/09/20	53	03/25/20	29	Deferred
February-20	150	02/10/20	57	02/25/20	13	03/03/20
January-20	181	01/07/20	46	01/24/20	18	01/30/20
December-19	145	12/10/19	51	12/31/19	13	01/07/20
November-19	165	11/08/19	40	12/04/19	6	12/10/19
October-19	118	10/11/19	31	10/30/19	10	11/05/19
September-19	147	09/10/19	33	10/01/19	14	10/08/19
August-19	124	08/13/19	42	08/27/19	9	09/05/19
July-19	157	07/09/19	40	07/22/19	16	07/30/19
June-19	125	06/10/19	37	07/01/19	10	07/08/19
May-19	139	05/06/19	19	05/21/19	12	05/29/19
April-19	129	04/08/19	41	04/23/19	15	04/30/19
March-19	138	03/11/19	39	03/26/19	7	04/01/19
February-19	125	02/13/19	42	02/26/19	8	03/05/19
January-19	135	01/10/19	44	01/22/19	11	01/31/19
December-18	186	12/04/18	38	12/27/18	11	01/07/19

### Current Month Terminations

Account	Name	Address	Total Due	Deposit	Turn-Off Date	Turn-On Date
80595	ROBBINS NEST FOR CHILDREN	715 ELM ST	\$702.18	\$850.00	27-Oct-20	29-Oct-20
144236	CORREA, MARIO	4246 ROSE LN TRLR A	\$661.35	\$75.00	27-Oct-20	29-Oct-20
81367	ORELLANA, CESAR A.	20539 S POST OAK BLVD	\$604.11	\$175.00	27-Oct-20	27-Oct-20
80625	SALAZAR, ENRIQUE	723 E Sycamore St	\$535.82	\$201.00	27-Oct-20	9-Nov-20
133795	TORRES, JOSE ALFREDO	127 VIRGINIA DR	\$494.51	\$200.00	27-Oct-20	29-Oct-20
157298	FUENTES, MARIA C	4703 S TEAGUE	\$491.59	\$101.00	27-Oct-20	27-Oct-20
80664	BARRERA, ECTOR	535 E DALLAS	\$488.97	\$501.00	27-Oct-20	28-Oct-20
80877	CASTILLO, ANTONIO	108 BROADMORE ST	\$344.20	\$426.00	27-Oct-20	27-Oct-20
81717	FERGUSON, CHARLES G	3115 MARYLAND ST	\$302.05	\$1.00	27-Oct-20	LOCKED

### Current Payment Arrangements

Account	Name	Address	Balance	Deposit	Most Recent Pymt.	Date Last Paid
137150	NEW QUALITY LIFE MINISTRIES	4647 FM 521-DOM	\$3,795.94	\$100.00	\$500.00	29-Oct-20
159994	CORREA, FERNANDO	302 RENFRO BURFORD	\$1,739.57	\$100.00	\$150.00	23-Oct-20
157652	FLORES, MARIA	425 EVERGREEN UNIT B	\$1,735.12	\$100.00	\$172.00	12-Oct-20
161366	RODRIGUEZ, MAURILLO VAZQUEZ & ESCOBAR, SAND	620 E SYCAMORE ST	\$1,530.00	\$100.00	\$420.00	20-Oct-20
154473	MORALES-DIAZ, JESUS	1410 AVE A	\$959.60	\$100.00	\$172.00	13-Oct-20
155797	MAURICIO, JOSE & ELIZABETH	306 TEAKWOOD AVE	\$954.67	\$100.00	\$214.57	13-Oct-20
153053	ZAVALA, ANGELICA	4714 FERN LN	\$873.18	\$100.00	\$150.00	22-Oct-20
155798	RAMOS, RAUL	1406 AVE A	\$779.49	\$100.00	\$176.19	9-Nov-20
153054	MENDEZ, ELIZABETH	527 COTTONWOOD AVE	\$712.01	\$0.00	\$214.57	12-Oct-20
154742	CARREON, JOSE LUIS	531 BROADMORE DR	\$710.00	\$100.00	\$300.00	10-Nov-20
153051	MAURICIO, JOSE & ELIZABETH	302 B TEAKWOOD AVE	\$683.19	\$100.00	\$215.57	13-Oct-20
155343	BELLO, ALEJANDRO MARINO	4010 PERIDOT	\$535.64	\$100.00	\$197.95	6-Nov-20
152078	ORTEZ, JOSE	514 A BROADMORE DR	\$521.08	\$100.00	\$252.33	12-Oct-20
147113	GONZALEZ, YURIDIA MENDOZA	19907 S POST OAK BLVD	\$370.45	\$75.00	\$250.09	12-Oct-20
152546	CORONADO, REYNA E.	511 MULBERRY AVE	\$303.69	\$100.00	\$172.00	15-Oct-20
152544	MARTINEZ, RICARDO	3709 ALICE ST	\$211.13	\$100.00	\$224.02	3-Nov-20
81626	MARTINEZ BLANCA	1507 AVE D	\$207.07	\$1.00	\$168.78	12-Oct-20
81876	CONTREAS, JOSE TOMAS	3722 EDNA ST	\$178.15	\$76.00	\$150.00	12-Oct-20



# Fort Bend FWSD No. 1

## 30 Day Delinquent Report

November-20

Updated as of November 5, 2020

167

	ACCOUNT NO.	CUSTOMER NAME	SERVICE ADDRESS	DEPOSIT	ARREARS	BALANCE	Most Recent Payment	Payment Date
1	081358	JEREZ, LESLY & EDGAR	644 W PALM ST	150.00	683.48	1,545.79	835.77	10/12/20
2	154742	CARREON, JOSE LUIS	531 BROADMORE DR	100.00	176.33	1,010.00	335.24	10/20/20
3	081126	CANTU, AURORA L. & RENE D.	729 HICKORY ST	76.00	377.56	682.37	136.66	10/25/20
4	081248	ZARAGOZA, JOSE ENRIQUE	19731 S POST OAK BLVD	1.00	321.22	607.02	238.67	10/06/20
5	080462	CHANEY, MARION	530 E PALM ST	100.00	254.76	494.36	203.98	10/26/20
6	081791	SANCHEZ, MARTHA	3211 ILLINOIS RD	1.00	266.51	464.08	215.00	09/10/20
7	080672	PINA, PASCUALA ALVAREZ	4423 MISTLETOE LN	1.00	257.76	445.47	30.38	09/15/20
8	122557	LOPEZ, ONAN E	4415 TULIP LN	425.00	259.93	440.01	553.12	08/31/20
9	081592	SANCHEZ ANTONIA	4825 D FM 521	76.00	192.50	435.86	253.48	10/15/20
10	081088	RAMIREZ, ALFRED	226 CRESCENT DR	1.00	300.61	414.61	63.57	10/13/20
11	080850	GARCIA, JOVA & NARVAEZ, MANUEL	511 REDBUD AVE	151.00	231.69	375.20	94.92	10/26/20
12	081515	CARRILLO GREGORIO	838 W PALM	226.00	190.26	353.28	140.72	10/15/20
13	081086	OROZCO, RODRIGO	122 CRESCENT DR	176.00	184.89	352.85	144.09	10/13/20
14	080959	ORTEGA, RAMONA	334 MERRIFIELD DR	1.00	147.40	346.24	91.75	10/23/20
15	153606	CUNNINGHAM, LAULITA	4407 BRYAN AVE	150.00	122.21	340.72	122.95	10/02/20
16	080868	AHAMBA, YOUNG AND BEATRICE	703 E PALM ST	151.00	159.00	338.53	322.21	10/14/20
17	080744	PEREZ, ANABEL	4728 TULIP LN	141.45	141.90	327.17	163.44	10/27/20
18	134671	GLADYS ALCARAZ	4710 TULIP LN	75.00	132.65	320.89	133.65	09/12/20
19	081198	FLORES, LENORA	729 MIMOSA ST	1.00	157.35	318.07	113.26	10/14/20
20	120710	MENDOZA, JOE S	4314 MARK TERRACE	251.00	159.05	315.09	188.28	10/27/20
21	081286	CANTU, RAY	735 1/2 HICKORY ST	1.00	148.85	302.19	140.16	10/27/20
22	081559	HOLMAN ERMA L.	930 W JASMINE ST	751.00	196.68	291.68	109.60	09/09/20
23	081182	CALDERON, SALVADOR	703 ELM ST	1.00	139.29	290.45	117.60	10/14/20
24	081076	LEOS, DORA	139 COLLEGE ST	1.00	145.92	281.96	145.87	09/14/20
25	132518	MOLINA, JUAN	618 SPRUCE ST	175.00	127.02	269.36	154.60	10/13/20
26	081582	PLATA, STEFANIE	3709 INEZ ST	636.00	111.62	267.26	124.65	10/23/20
27	080614	GONZALEZ, ANTONIO	4710 S TEAGUE ST #2	1.00	153.48	260.28	123.00	09/26/20
28	080592	GUEVARA, JOSE A	734 WALNUT AVE	175.00	155.01	251.12	472.31	10/13/20
29	081128	MONREAL, MARY & FELIPE	4643 KANSAS ST	76.00	123.02	251.02	117.00	10/26/20
30	081209	COVARRUBIAS, ELOISA	7502 SPRUCE ST	1.00	118.33	250.80	129.16	10/05/20
31	081162	GOMEZ, DIANE YNFANTE	627 SPRUCE ST	1.00	85.91	249.93	139.14	10/30/20
32	081409	CORONA, YADIRA	3021 ILLINOIS ST	150.00	125.68	248.73	160.00	10/14/20
33	080649	CHAVEZ, FRANCISCA	530 DOGWOOD AVE	1.00	122.21	246.76	133.65	09/11/20
34	081116	RIVAS, CELIA	602 HICKORY ST	1.00	109.64	241.24	119.33	09/10/20
35	080652	SALAS, CARLOS IVAN RIOS	555 DOGWOOD AVE	151.00	121.90	234.97	255.12	09/15/20
36	080755	HERNANDEZ, JORGE L.	547 BROADMORE DR	1.00	97.30	229.36	200.00	10/13/20
37	081567	CHILDRESS JOYCE	715 CLEO ST	151.00	107.12	228.87	89.00	10/23/20
38	081097	ANDRADE, EVELIN VERONICA	329 MERRIFIELD LN	151.00	118.50	228.00	103.72	10/15/20
39	081148	GARZA, MARIO ALEJANDRO	727 1/2 MAPLE ST	1.00	111.05	226.41	233.96	09/16/20
40	081017	CHAVIRA, ANTONIO	4710 FAIRHILL AVE	1.00	74.58	222.26	100.00	11/02/20
41	081528	GRAVES JOE W. AND ROSA L.	20723 S POST OAK BLVD	76.00	140.81	221.53	75.00	09/10/20
42	146503	URIOSTEGUI, VERENISE	631 HICKORY ST	100.00	109.64	219.17	88.57	09/11/20
43	080952	GARZA, JOSE	203 MERRIFIELD LN	76.00	116.68	217.80	285.00	09/22/20
44	081456	MORENO, CHRISTINA	3427 INDIANA ST	375.00	151.23	217.61	56.64	09/02/20
45	080461	RIVERA, MONICA	802 B Mimosa St	100.00	94.26	214.64	116.43	10/01/20
46	081101	GOMEZ, RAFAEL	227 CRESCENT DR	1.00	54.27	212.23	100.00	10/21/20
47	081064	ARMIOJO, PAUL & CRISTINA	342 BROADMORE ST	1.00	110.00	210.21	92.00	10/14/20
48	081289	GARCIA, ELIZABETH R.	647 SPRUCE ST	1.00	94.26	208.95	120.48	09/19/20
49	080532	GAINES, LARRY	234 BROADMORE DR	100.00	88.50	208.00	92.72	11/02/20
50	080966	LOPEZ, ISABEL	208 VIRGNIA DR	1.00	116.33	207.39	100.00	09/15/20
51	081626	MARTINEZ BLANCA	1507 AVE D	1.00	35.20	207.07	168.78	10/12/20
52	081804	ESTRADA, MARIA	3214 INDIANA ST	75.00	117.70	204.69	113.46	10/27/20
53	081125	CANTU, DOMINGO D.	725 HICKORY ST	1.00	84.26	202.26	121.05	10/15/20
54	080588	CRUZ, ANA	4411 ROSE LN	1.00	80.45	200.83	81.45	09/11/20
55	081373	TORRES, EMMANUEL & CANO, LORENA	817 JASMINE ST	150.00	74.29	199.72	64.29	10/26/20
56	081046	CARRION, LARRY	120 BROADMORE	1.00	101.33	194.47	204.40	09/01/20
57	138679	LOREDO, ANGEL	805 E PALM ST	150.00	99.09	193.02	100.09	09/08/20
58	080741	GUERRERO, KARINA	4701 VINE LN	151.00	91.98	192.91	88.00	10/26/20
59	081288	RAMIREZ, LEAH	623 MAPLE ST	1.00	84.00	192.11	89.22	10/14/20
60	081225	ROBLES, JOSE GENARO	806 W DALLAS ST	201.00	100.54	191.86	91.40	10/02/20
61	081204	FAJKUS, BRIAN KEITH	730 ELM ST	101.00	83.38	190.29	468.59	09/01/20
62	134534	PATTERSON, CRYSTAL	20649 S POST OAK BLVD	175.00	80.79	190.27	132.00	09/24/20

# Fort Bend FWSD No. 1

## 30 Day Delinquent Report

November-20

Updated as of November 5, 2020

167

	ACCOUNT NO.	CUSTOMER NAME	SERVICE ADDRESS	DEPOSIT	ARREARS	BALANCE	Most Recent Payment	Payment Date
63	121318	MARTINEZ, EISON	4026 EMERALD STREET	375.00	119.00	190.17	101.61	10/12/20
64	131690	ZUNIGA, JESUS & LOPEZ, LORENA	4729 MISTLETOE LN	1.00	89.00	189.91	120.98	10/12/20
65	153608	ANDREPOINT, BERNADETTE	527 REDBUD AVE	100.00	69.05	187.70	253.00	10/26/20
66	106108	MINERO, CLAUDIA M	4435 TULIP LN	1.00	87.65	187.15	171.51	09/14/20
67	080528	PAEZ, CRISTINA	4119 LILLY ST	75.00	93.77	186.40	125.00	10/13/20
68	080496	ABARRA, JOSE	555 COTTONWOOD AVE	1.00	76.12	185.62	260.00	04/17/20
69	080948	PMC INTERNATIONAL TIRE SHOP	4639 FM 521	1.00	74.14	183.19	175.82	08/25/20
70	080611	FAJARDO, JUAN	4602 N TEAGUE ST	1.00	90.89	182.99	91.89	09/11/20
71	081800	OLIVOSANCHEZ, YASMIN	3406 INDIANA ST	75.00	98.58	182.52	72.94	10/16/20
72	081068	MENDOZA, ISIDRO CASTILLO	119 COLLEGE DR	1.00	80.45	179.95	2.80	09/16/20
73	080499	ALCARAZ, GLADYS & RUBEN	4539 ROSE LN	75.00	80.45	179.95	81.45	09/04/20
74	156129	MENDOZA, ALEXANDER	116 VIRGINIA DR	100.00	82.66	179.40	96.41	10/27/20
75	081562	WILLIAMS DIRA GEORGE	619 CLEO ST	466.00	46.95	179.12	352.71	08/31/20
76	080624	CARDENAS, FRANCISCO & BERTHA	4431 CAMELIA LN	1.00	86.73	178.49	60.00	10/12/20
77	157905	ALDOPE, CRYSTAL	3719 LAVERNE ST	150.00	130.88	177.85	175.00	08/11/20
78	150310	ORTEGA, JANET	4423 IVY LANE	150.00	72.01	176.20	58.81	10/26/20
79	147111	VENTURA, RENE SCOTTY	4615 MISTLETOE LN	75.00	84.66	175.72	223.01	11/02/20
80	080970	BUENTELLO, MICAELA	3033 LAUREL ST	101.00	90.65	173.72	100.00	10/19/20
81	081044	CASTILLO, AUDELIA	112 BROADMORE DR	76.00	86.32	172.64	91.00	10/16/20
82	080524	MILLER, MICHAEL	4219 MARK TERRACE	1.00	90.71	172.42	61.03	10/19/20
83	081435	MORA, ELIZABETH	3707 EDIE ST	625.00	91.14	170.57	58.00	10/26/20
84	148630	LAZO, KENIA A LOPEZ	4730 FAIRHILL AVE	100.00	69.59	168.56	100.00	10/12/20
85	081023	MARTINEZ, JOCELYN	111 VIRGINIA DR	1.00	67.11	168.17	100.00	10/16/20
86	080898	AGUILAR, MICHAEL A. & SUZANNA	4034 LILLY ST	1.00	53.40	166.54	157.00	10/20/20
87	080599	ARBALLES, WALTER G.	703 MULBERRY AVE	1.00	90.40	166.08	252.92	08/26/20
88	081391	REYES, RAUL E.	724 CLEO ST	325.00	64.16	164.19	50.00	10/22/20
89	081252	RODRIGUEZ, VICTORIA	2803 CALIFORNIA ST #1	1.00	64.33	163.47	120.95	09/08/20
90	080719	ESTRADA, ANDRES	535 REDBUD AVE	1.00	57.00	163.15	120.62	10/13/20
91	080557	ROBLES, FRANCISCA & HERNANDEZ, NOE	406 TEAKWOOD AVE	1.00	80.45	162.07	59.71	09/29/20
92	080721	GARCIA, GUADALUPE & MONROY, JOSE	546 REDBUD AVE	1.00	49.37	161.47	150.00	10/21/20
93	081503	BONIER JANICE	3822 1/2 KANSAS	175.00	90.40	160.70	80.32	10/07/20
94	081425	CHAVEZ, RIGOBERTO	3314 ILLINOIS RD	175.00	105.96	160.32	164.19	10/14/20
95	080830	AGUILA, PEDRO	4718 B ALTHEA LN	0.00	70.77	160.14	152.94	09/14/20
96	119808	LOPEZ, NANCY	1614 AVENUE A	100.00	76.97	160.04	32.00	10/14/20
97	080495	LOPEZ, BRENT	4619 Kansas St	1.00	81.71	156.52	80.76	09/17/20
98	080607	OSORIO, ARACELI ALCANTAR	535 BROADMORE DR	1.00	77.95	155.53	60.38	09/15/20
99	081444	AGUILAR, JENNIFER	3215 INDIANA ST	150.00	90.19	155.44	90.88	09/24/20
100	081693	MARIN, JOE / MARIA	3305 CALIFORNIA ST	1.00	64.33	154.78	74.02	09/13/20
101	080619	LOPEZ, J. FRANCISCO	4406 CAMELIA LN	1.00	46.54	153.95	52.00	10/14/20
102	080758	PERAZA, MARTA L.	314 TEAKWOOD AVE	326.00	72.01	153.78	226.30	10/06/20
103	120719	CRISOFORO DIAZ	319 FIG RD	176.00	55.74	152.06	73.57	10/21/20
104	140701	JOHNSON, SELWYN	129 VIRGINIA DR	75.00	80.06	149.26	190.43	09/14/20
105	080943	CARRIZALES, RAQUEL & TRISTAN, PASCUAL	307 WILLOW ST	1.00	74.33	147.40	150.34	09/04/20
106	081560	HERNANDEZ, SANJUANITA	615 CLEO ST	326.00	30.93	145.42	150.00	10/09/20
107	080612	RYMER, RUDEL	4650 N TEAGUE	76.00	63.57	144.50	169.43	09/17/20
108	080503	ORTEGAROMERO, OTONIEL	407 CYPRESS AVE	1.00	63.57	144.50	140.44	08/31/20
109	120715	REYES SOTO, MARICELA	329 MAIN ST	176.00	52.51	143.85	71.20	10/26/20
110	125094	CRUZ, ANA	4415 ROSE LN	75.00	65.32	141.64	140.31	09/14/20
111	080537	ORTIZ, BENITO LIMON	618 MULBERRY LN	76.00	59.00	141.20	33.57	10/14/20
112	080686	REVILLA, DANIEL	4419 CAMELIA LN	1.00	81.71	141.14	174.77	09/11/20
113	144069	VALERO, VALERIE A.	602 N LOCUST ST	75.00	64.25	140.21	110.32	10/27/20
114	081267	DE LA FUENTE, SERVANDO	1330 EVERGREEN	176.00	64.33	137.40	423.79	08/31/20
115	080827	AGUILAR, JOSE ANGEL	719 WALNUT AVE	1.00	64.33	137.40	171.64	09/16/20
116	122410	JIMENEZ, LAURA O.	611 RENFROBURFORD RD	150.00	55.64	136.53	89.88	09/18/20
117	123122	CINDY ORTEGA	314 CYPRESS AVE	75.00	63.57	136.12	131.64	08/31/20
118	081480	RANGEL, MARIA & CHAPA JR, SAMUEL	3011 ILLINOIS RD	325.00	53.38	129.34	74.33	10/26/20
119	081607	PROVOST BURLEY AND SHANDA	4511 KANSAS ST	76.00	55.64	127.84	144.70	09/10/20
120	120774	PETRA ALVAREZ	4107 VERMONT ST	1.00	55.64	127.84	162.08	09/11/20
121	080467	JAMISON, PAMELA	422 WALNUT AVE	75.00	55.64	127.84	74.02	09/01/20
122	134948	PLEITEZ, CHRISTIAN	3623 EDNA ST	75.00	52.51	123.85	56.64	09/15/20
123	158622	GUERRERO, VICENTE	411 RENFRO BURFORD RD	100.00	51.00	122.29	2,025.00	08/24/20
124	080445	MARTINEZ, VERONICA	2803 CALIFORNIA ST #2	100.00	47.60	122.22	54.96	10/20/20

# Fort Bend FWSD No. 1

## 30 Day Delinquent Report

November-20

Updated as of November 5, 2020

167

	ACCOUNT NO.	CUSTOMER NAME	SERVICE ADDRESS	DEPOSIT	ARREARS	BALANCE	Most Recent Payment	Payment Date
125	135901	GUADALUPE SALVADOR GUERRA AYALA	1707 AVE C	100.00	55.06	120.83	81.00	10/13/20
126	081789	PEREZ, JESUS	3203 ILLINOIS RD	1.00	55.64	119.15	105.33	08/24/20
127	124066	CACERES LOPEZ, ELIEZER DODANIN	3619 LOLA ST	100.00	55.64	119.15	82.03	08/19/20
128	081563	CASTILLO JOSE H.	634 CLEO ST	1.00	55.64	119.15	193.02	09/09/20
129	080779	CABRERA, DOMINGO S	710 TEAKWOOD AVE	0.00	51.65	117.61	46.95	10/13/20
130	081439	OJEDA, LENORA	3731 KIM ST	75.00	69.41	116.92	40.00	09/27/20
131	157914	GONZALEZ, EDER	3703 LOLA ST	150.00	55.74	115.87	60.00	10/19/20
132	081617	MEJIA CESAR & DAMARIS	3606 LAVERNE ST	76.00	56.93	114.86	56.51	10/19/20
133	081925	MARTINEZ, FRANCISCO	1510 AVENUE D	1.00	55.64	112.46	135.22	09/02/20
134	081944	JARAMILLO, CYNTHIA	1314 AVENUE C	75.00	55.64	112.46	47.95	09/09/20
135	080823	GONZALEZ, CESAR PAEZ &	631 WALNUT AVE	1.00	49.09	111.74	45.00	10/19/20
136	081945	RODRIGUEZ, OSCAR	3406 ILLINOIS RD	150.00	40.26	110.93	144.64	09/10/20
137	081320	TORRES, FAUSTINO	824 CLEO ST	75.00	46.95	109.60	114.71	09/02/20
138	080960	ENM CONSTRUCTION	802 W DALLAS ST	426.00	46.95	109.60	108.29	09/03/20
139	120609	PENA, JOSE A	3218 MARYLAND RD	175.00	36.20	108.18	60.00	10/15/20
140	156130	MCDONALD, JOHN	3207 OHIO ST	100.00	50.98	106.94	41.26	09/14/20
141	080668	HERNANDEZ, GABRIELA	4427 GARDENIA LN	1.00	39.83	101.76	74.08	09/23/20
142	081723	TESCA, MAURICE A	3315 MARYLAND ST	76.00	55.64	101.58	99.58	09/17/20
143	080728	GOBEA, ELIAS	521 CYPRESS AVE	1.00	44.96	100.25	109.60	09/14/20
144	081773	FITZGERALD, TRISHA LYNN	1322 TRAMMELFRESNO RD	275.00	32.32	99.83	39.38	10/27/20
145	080500	GOMEZ, ENEDINO NABA	626 RENFROBURFORD RD	101.00	44.29	99.58	100.79	09/14/20
146	135063	JOSE & MIRNA SARAVIA	660 SPRUCE ST	250.00	43.20	98.49	30.38	09/15/20
147	081722	LOPEZ, JUAN	3311 MARYLAND ST	1.00	40.26	95.55	34.57	09/13/20
148	081269	ROMERO, SANJUANA	1140 EVERGREEN ST	1.00	46.95	92.03	119.15	09/11/20
149	081362	ROJAS, DIANA	1703 AVENUE A	200.00	40.26	88.86	165.78	09/17/20
150	122465	JUAN MONTES	3115 CALIFORNIA ST	75.00	33.57	88.19	56.64	09/13/20
151	150972	GOMEZ, MELANIE	402 WALNUT AVE	150.00	32.74	86.06	63.89	10/15/20
152	081448	DIAZ, ROBERTO MOYAO	20403 S POST OAK BLVD	250.00	48.29	82.81	63.90	08/12/20
153	081290	ESTRADA, JULIAN	3314 INDIANA ST	75.00	27.29	81.81	44.10	10/27/20
154	081389	SANTOS, LILIANA	3103 ILLINOIS RD	100.00	36.34	81.70	80.00	10/15/20
155	081604	BOWENS ODESSA A	851 TRAMMEL FRESNO RD	151.00	33.57	81.50	36.93	10/02/20
156	081702	CALDERON, SALVADOR	3310 MARYLAND ST	1.00	32.57	80.40	56.01	09/22/20
157	081246	MILLER, MICHAEL	2440 NAIL RD TRL:E	75.00	40.57	79.70	60.00	09/08/20
158	081699	ALVEAR, GUADALUPE	3410 MARYLAND ST	1.00	33.57	77.31	34.57	08/28/20
159	080696	AGUILAR, JUAN	503 RENFROBURFORD RD	101.00	33.57	77.31	85.53	09/10/20
160	081285	LEYVA, RAUL & MARIA G.	2735 CALIFORNIA ST	76.00	29.38	76.89	30.38	09/11/20
161	134077	SANTOYO ABRAHAM AMEZQUITA & IRMA S	4414 LILLY ST	1.00	32.74	76.06	34.57	09/14/20
162	081170	ROQUE, SOFIA	3730 JAN ST	75.00	31.90	75.22	63.90	09/14/20
163	080826	GUEVARA, ERIK	710 WALNUT AVE	176.00	29.38	72.70	105.77	09/08/20
164	080676	BALTAZAR, BENITO	634 MAPLE AVE	76.00	33.57	68.93	27.87	09/10/20
165	081250	ALVARADO, MARIA	19330 S POST OAK BLVD	101.00	29.38	68.51	75.64	09/16/20
166	081775	MATHEWS, ANDREW	3410 ILLINOIS RD	76.00	32.45	67.70	33.44	09/28/20
167	120738	ROBBINS NEST FOR CHILDREN	715 ELM STFIRE	325.00	32.00	53.00	354.00	06/29/20
				16,842.45	15,651.89	33,442.90	23,511.96	

## FWSD#1 Interconnect w/COA

Day	FWSD#1 IC w/ COA	Daily Flow	Well Reads @ WP	Daily Flow
9/1/2020	139999	116	746695	0
9/2/2020	140115	106	746695	0
9/3/2020	140221	131	746695	0
9/4/2020	140352	100	746695	0
9/5/2020	140452	100	746695	0
9/6/2020	140552	100	746695	0
9/7/2020	140652	100	746695	0
9/8/2020	140752	108	746695	0
9/9/2020	140860	79	746695	0
9/10/2020	140939	82	746695	0
9/11/2020	141021	92	746695	0
9/12/2020	141113	92	746695	0
9/13/2020	141205	92	746695	0
9/14/2020	141297	93	746695	0
9/15/2020	141390	97	746695	0
9/16/2020	141487	94	746695	0
9/17/2020	141581	87	746695	0
9/18/2020	141668	105	746695	0
9/19/2020	141773	105	746695	0
9/20/2020	141878	105	746695	0
9/21/2020	141983	84	746695	0
9/22/2020	142067	98	746695	0
9/23/2020	142165	82	746695	0
9/24/2020	142247	83	746695	0
9/25/2020	142330	99	746695	0
9/26/2020	142429	100	746695	0
9/27/2020	142529	100	746695	0
9/28/2020	142629	68	746695	0
9/29/2020	142697	97	746695	0
9/30/2020	142794	80	746695	0
10/1/2020	142874	111	746695	0

\*meter is read M-F during normal business hours, weekend reads are calculated.

## FWSD#1 Interconnect w/COA

Day	FWSD#1 IC w/ COA	Daily Flow	Well Reads @ WP	Daily Flow
10/1/2020	142874	111	746695	0
10/2/2020	142985	101	746695	0
10/3/2020	143086	101	746695	0
10/4/2020	143187	102	746695	0
10/5/2020	143289	79	746695	0
10/6/2020	143368	108	746695	0
10/7/2020	143476	94	746695	4
10/8/2020	143570	121	746699	4
10/9/2020	143691	100	746703	4
10/10/2020	143791	101	746707	4
10/11/2020	143892	101	746711	4
10/12/2020	143993	99	746715	4
10/13/2020	144092	71	746719	0
10/14/2020	144163	108	746719	0
10/15/2020	144271	86	746719	0
10/16/2020	144357	88	746719	0
10/17/2020	144445	97	746719	0
10/18/2020	144542	136	746719	0
10/19/2020	144678	93	746719	0
10/20/2020	144771	91	746719	0
10/21/2020	144862	103	746719	0
10/22/2020	144965	112	746719	0
10/23/2020	145077	69	746719	0
10/24/2020	145146	133	746719	0
10/25/2020	145279	81	746719	0
10/26/2020	145360	103	746719	0
10/27/2020	145463	79	746719	0
10/28/2020	145542	93	746719	0
10/29/2020	145635	69	746719	0
10/30/2020	145704	94	746719	66
10/31/2020	145798	94	746785	66
11/1/2020	145892	94	746851	66

\*meter is read M-F during normal business hours, weekend reads are calculated.

## 2019 COA Sewer Meter Reads

Day	COA Sewer Reads	Daily Flow (in GPD)
9/1/2020	96655656	77,672
9/2/2020	96733328	74,256
9/3/2020	96807584	75,144
9/4/2020	96882728	76,624
9/5/2020	96959352	76,624
9/6/2020	97035976	76,624
9/7/2020	97112600	76,624
9/8/2020	97189224	82,672
9/9/2020	97271896	72,264
9/10/2020	97344160	80,888
9/11/2020	97425048	91,564
9/12/2020	97516612	91,564
9/13/2020	97608176	91,564
9/14/2020	97699740	91,564
9/15/2020	97791304	83,320
9/16/2020	97874624	79,384
9/17/2020	97954008	78,752
9/18/2020	98032760	89,008
9/19/2020	98121768	89,008
9/20/2020	98210776	89,008
9/21/2020	98299784	433,704
9/22/2020	98733488	352,736
9/23/2020	99086224	124,328
9/24/2020	99210552	109,840
9/25/2020	99320392	94,917
9/26/2020	99415309	94,917
9/27/2020	99510226	94,918
9/28/2020	99605144	64,184
9/29/2020	99669328	73,416
9/30/2020	99742744	69,496
10/1/2020	99812240	92,824
		<b>104,820</b>
<b>% based on allotted capacity 250,000 gpd</b>		<b>42%</b>



## 2019 COA Sewer Meter Reads

Day	COA Sewer Reads	Daily Flow (in GPD)
10/1/2020	99812240	92,824
10/2/2020	99905064	31,645
10/3/2020	99936709	31,645
10/4/2020	99968354	45,326
10/5/2020	100013680	65,688
10/6/2020	202488	77,970
10/7/2020	280458	77,971
10/8/2020	358429	77,971
10/9/2020	436400	78,160
10/10/2020	514560	78,160
10/11/2020	592720	78,160
10/12/2020	670880	80,216
10/13/2020	751096	53,640
10/14/2020	804736	75,344
10/15/2020	880080	68,896
10/16/2020	948976	78,480
10/17/2020	1027456	78,480
10/18/2020	1105936	78,480
10/19/2020	1184416	80,784
10/20/2020	1265200	66,816
10/21/2020	1332016	73,360
10/22/2020	1405376	120,608
10/23/2020	1525984	96,882
10/24/2020	1622866	96,883
10/25/2020	1719749	96,883
10/26/2020	1816632	105,432
10/27/2020	1922064	85,040
10/28/2020	2007104	216,216
10/29/2020	2223320	77,224
10/30/2020	2300544	101,168
10/31/2020	2401712	101,168
11/1/2020	2502880	101,168
		<b>83,397</b>
<b>% based on allotted capacity 250,000 gpd</b>		<b>33%</b>

**MINUTES OF THE MEETING OF  
FORT BEND COUNTY FRESH WATER SUPPLY DISTRICT NO. 1**

October 15, 2020

**STATE OF TEXAS**

**COUNTY OF FORT BEND**

The Board of Supervisors (the “Board”) of Fort Bend County Fresh Water Supply District No. 1 of Fort Bend County, Texas (the “District”), met in regular session, open to the public, on Thursday, October 15, 2020, at 6:00 p.m., via video and telephonic conference, as permitted by the March 16, 2020, Declaration by the Governor of the State of Texas which suspended certain provisions of Chapter 551, Texas Government Code. The roll was called of the members of the Board, to wit:

Paul Hamilton	President
Greg Fleck	Vice President
Calvin Casher	Secretary
Rodrigo Carreon	Assistant Secretary
Rosa Linda Medina	Assistant Secretary

All members of the Board were present except Supervisor Carreon, thus constituting a quorum.

Also present at the meeting were: Cindy Grimes with Municipal Accounts & Consulting, LP, the District’s Bookkeeper (“MAC”); David Dybala with Jacobs Engineering Group, Inc. (“Jacobs”), the District’s Engineer; Breah Campbell with Environmental Development Partners (“EDP”), the District’s Operator; Eugene Koh, Charles Coyle and Bobby Ferrell, members of the public; and Michael R. Willis and Tamara Sharkey of Sanford Kuhl Hagan Kugle Parker Kahn LLP (“SK Law”), the District’s Attorney.

The meeting was called to order at 6:04 p.m. and the following business was transacted.

**1. HEAR FROM PUBLIC (MATTERS ON THE AGENDA)**

The Board recognized Mr. Koh, who informed the Board his dispute, as discussed at previous meetings, with R Construction Company for the use of his property at 4098 W. Davis Road for dirt disposal is still ongoing.

The Board recognized Mr. Coyle who informed the Board he and Mr. Dybala have discussed the non-conforming improvements on Mr. Coyle’s property and potential resolutions to remain in the plumbing contract. Mr. Dybala informed the Board more information would be presented during the Engineer’s Report.

At this time, Mr. Koh left the meeting.

**2. BOOKKEEPER’S REPORT**

The Board then considered the Bookkeeper’s Report presented by Ms. Grimes, a copy of which is on file in the official records of the District, and the invoices and checks presented for payment as follows:



**A. Approval of Bills.**

The Board reviewed the bills presented for payment. Ms. Grimes informed the Board that R Construction Company received the partial payment of Pay Estimate No. 8 (final), as approved at the previous meeting.

**B. Review Investment Report.**

The Board reviewed the investment report.

**C. Review Collateral Pledge Report.**

The Board reviewed the Collateral Pledge report.

Upon motion duly made by Supervisor Fleck, seconded by Supervisor Medina, and after full discussion, the Board voted unanimously to approve the Bookkeeper's Report and authorize the payment of the checks and invoices listed therein.

**3. TAX REPORT**

Ms. Grimes then presented to the Board the Tax Report.

Upon motion duly made by Supervisor Fleck, seconded by Supervisor Medina, the Board voted unanimously to approve the Tax Report, as presented.

**4. ENGINEER'S REPORT**

The Board recognized Mr. Dybala, who discussed the status of the dispute between Mr. Koh and R Construction Company. The consensus of the Board was to hold a special meeting to discuss the dispute and the remaining amount withheld from Pay Estimate No. 8 (final) from R Construction Company.

Mr. Dybala then presented the Engineer's Report, a copy of which is on file in the official records of the District, as follows:

**A. Status of Projects**

- Fresno Gardens North Subdivision Wastewater Collection System
  - Mr. Dybala reports the project was completed and has received TWBD approval.
  - The remaining payment for R Construction Company will be discussed in an upcoming special meeting.
- Fresno Gardens North Subdivision Wastewater Plumbing Contract
  - Mr. Dybala informed the Board the project is in progress, including plugging wells, decommissioning septic systems, and connecting residents to the public wastewater system. Mr. Dybala noted the project currently contains 67 properties, as one resident did not complete the obligation to install a meter.
  - Completion is anticipated in December 2020/January 2021.
  - Mr. Dybala discussed Mr. Coyle's properties at 4517 and 4511 Kansas St. Mr. Coyle has both a residence and a business on the property, and the business is

improperly connected to the residential connection. Additionally, Mr. Coyle's property is classified as over one acre for application fee purposes by a very small margin. Mr. Dybala requested the Board consider classifying Mr. Coyle's property as under one acre for application fee purposes as well as authorizing work to proceed on Mr. Coyle's property to connect his residence and business to the public wastewater system subject to Mr. Coyle obtaining a separate commercial connection for water for his business within the next four months. Mr. Dybala responded to Supervisor Casher and informed the Board the lower application fee would cover all costs for application review.

Upon motion duly made by Supervisor Fleck, seconded by Supervisor Medina, the Board voted unanimously to apply the \$500 fee for property under one acre to Mr. Coyle's property and, subject to Mr. Coyle obtaining a separate connection for water for his business within four months, to authorize continuing work on wastewater connections for Mr. Coyle's property and to waive enforcement against the improper water connection to the business for such four month period.

At this time, Mr. Coyle left the meeting.

- Water Plant #2
  - Mr. Dybala informed the Board the project is being advertised and Jacobs anticipates the following schedule:
    - October 14, 2020 – Pre-Bid Meeting
    - November 4, 2020 – Bids Due
    - November 2020 – Award Contract
    - December 2020 – Execute Contract
    - January 2021 – March 2022 – Construction
  - District Estimated Water Connection Timeline (FBCFWSD#1 WP#1 Connection Capacity = 1,750)
    - End of 2020=1,675
    - End of 2021=1,750
    - Anticipate completing District's WP#2 by end of 2021 or early 2022.
- Water Plant #1
  - Mr. Dybala informed the Board Jacobs was in the process of securing bids for the recoating of internal surfaces of the hydrotanks and ground storage tanks.
  - Mr. Dybala anticipates approval of a contract at the December meeting and work occurring January to March of 2021.
- Teleview Terrace Lift Station Upgrades
  - Mr. Dybala noted approximately 430 homes are currently connected to this station and another 70 connections are expected shortly. Jacobs recommended the addition of a third pump to increase the capacity capabilities of the lift station from 630 ESFCs to over 800 ESFCs.

Upon motion duly made by Supervisor Medina, seconded by Supervisor Casher, the Board voted unanimously to authorize EDP and Jacobs to obtain price estimates for the additional pump, installation costs, and associated work.

- Gateway Acres Subdivision Wastewater Collection System
  - The construction project will be on hold until completion of Trammel Fresno Road widening project and securing a new loan.
  - Jacobs is completing the project construction drawings for agency review. Mr. Dybala informed the Board the detailed topographic survey CAD document was received from Landtech, Inc. (“Landtech”) and recommended approval of the invoice in the amount of \$59,700.
- Fresno Ranchos Subdivision Wastewater Lift Station and Force Main
  - Jacobs is completing the construction drawings for agency review. Construction of the new project will be on hold until completion of Trammel Fresno Road widening project and securing a new loan.
  - The Landtech survey proposal discussed above will also be used for this project.
- Gateway Acres Subdivision Wastewater Plumbing Contract
  - Townhall meetings will be conducted once the public wastewater lines for this area are under construction.

**B. Authorize Engineer to prepare plans and specifications for water and wastewater systems projects as necessary**

- The Board noted that no action was necessary at this time.

**C. Authorize solicitation/advertisement of bids for construction of water system and wastewater system projects as necessary**

- The Board noted that no action was necessary at this time.

**D. Report on status of project funding and take necessary action related thereto**

**1. Project One Year Warranty Expiration Dates**

- Fresno Gardens North Wastewater Collection System warranty expires June 17, 2021.

**2. 2015 TWDB DFUND Loan**

- Jacobs anticipates using remaining funds for Water Plant No. 2 project.

**3. 4th TWBD DFUND Loan**

- Jacobs anticipates using remaining funds for Water Plant No. 2 project.

**4. 2020 TCEQ Loan**

- The anticipated loan amount is approximately \$10,450,000 and would fund the following projects: Gateway Acres Subdivision Wastewater Collection System, Fresno Ranchos Subdivision Lift Station and Force Main project, and certain costs related to the District’s share of an Expansion of the City of Arcola (the “City” or “COA”) Wastewater Treatment Plant.
- The bond application report is in process and Jacobs received additional information from COA for completion of the report.

**5. Fort Bend County CDBG Funds**

- Jacobs recommends applying for community development block grant funds once the Gateway Acres Subdivision Wastewater Plumbing project is underway.

**E. Projections for District Water and Wastewater Projects**

- Need to update information every January and July.

**F. Discuss Emergency Preparedness Plan**

- Jacobs and EDP will review the EPP in April of each year to determine if changes are necessary. The EPP is required for upcoming AWIA compliance, and Mr. Dybala informed the Board EDP is preparing to perform required facilities assessments and Jacobs will determine requirements for preparation of an Emergency Response Plan.

**G. Requests for Water and Sanitary Sewer Service**

- **Water Service**
  - Mr. Dybala reviewed the status of non-residential applications for water service, updates on applications in process, and pending connections.
- **Wastewater Service**
  - Mr. Dybala reviewed the status of non-residential applications for wastewater service and pending connections.

**H. Trammel Fresno Road Widening Project**

- EDP is preparing the final waterline adjustment list to present to the Board. Mr. Willis and Ms. Campbell then discussed with the Board the status of back-charges billed to Base Construction for damages caused in connection with the road project and potential additional actions for collection. No response has been received by either Mr. Willis or EDP and Mr. Willis will attempt to contact Base Construction once more prior to turning the account over to collections.

**I. Potential Emergency Water Interconnect with Brazoria County Municipal Utility District No. 21**

- Brazoria County Municipal Utility District No. 21 ("BC MUD 21") is interested in pursuing an interconnect once the District completes Water Plant No. 2 with a 50/50 cost split.

**J. Emergency Water Interconnect with Charleston Municipal Utility District**

- Jacobs is waiting on an update from COA; and awaiting record drawings once the project is complete.

**K. Consider Water Service to NalcoChampion**

- Mr. Dybala noted the customer was informed it can apply for District water service that can be used to fill water tanks for fire event use.

**L. Status of COA Water Plant**

- Mr. Dybala anticipates the City water plant to be complete by the end of 2021.

**M. Status of COA WWTP Expansion Project (0.675 mgd to 0.95 mgd)**

- The Board responded to the City stating the District's interest in participating in the proposed expansion and reserving a capacity of 100,000 gpd. As discussed at prior meetings, COA is finalizing the estimate and Jacobs will present the District's estimated share when the estimate is available.

**N. FM 521 Roadway Widening Project**

- Provided record drawings to Dannenbaum and a utility coordination meeting is expected in the coming months to discuss impact on District facilities.

Upon motion made by Supervisor Medina, and seconded by Supervisor Casher, and after full discussion, the Board voted unanimously to approve the Engineer's Report.

**5. OPERATOR'S REPORT/TERMINATION OF SERVICE**

Next the Board recognized Ms. Campbell, who submitted to and reviewed with the Board the Operator's Report, a copy of which is on file in the official records of the District.

**A. Repairs to Water and Wastewater systems**

Ms. Campbell reported substantial system repairs and maintenance as follows:

- Installed residential taps and meters at three locations;
- Corrected a voltage issue at water plant;
- Replaced booster pump #1 motor; and
- Performed annual load bank test on generator.

Ms. Campbell reported installation of the reflective collars for the fire hydrants, as discussed at previous meetings, is in process and expected to be completed this week.

Ms. Campbell also reported annual hydrant flushing is upcoming and a notice to residents will be included in the next water bill.

Ms. Campbell then reported the status of an emergency well repair for Water Plant No. 1 is in process and the District's water is currently being provided pursuant to the interconnect with Fort Bend Municipal Utility District No. 23.

**B. Requests for Water Taps**

Ms. Campbell did not report any requests at this time.

**C. Delinquent Water Accounts and Service Terminations**

Ms. Campbell provided a list of customers that received a delinquent letter by mail and are subject to disconnection of service.

Upon a motion duly made by Supervisor Casher, seconded by Supervisor Medina, and after full discussion, the Board voted unanimously to approve the Operator's Report, repairs to the water and wastewater system, and the account termination list.

## **6. ATTORNEY'S REPORT**

The Board recognized Mr. Willis, who presented the Attorney's report as follows:

### **A. Approval of Minutes**

The proposed minutes of the meetings held on September 17, 2020 and September 24, 2020, were presented for approval.

Upon motion duly made by Supervisor Fleck, seconded by Supervisor Casher, the Board voted unanimously to approve the minutes of the meetings held on September 17, 2020 and September 24, 2020, as presented.

### **B. Discuss Regional Facilities Contract**

Mr. Willis noted the TCEQ inspection of the Regional Wastewater Treatment Plant, as discussed at previous meetings, is still being reviewed with the City of Arcola for a potential issue on ESFCs. Mr. Willis informed the Board he and Mr. Dybala had received the TCEQ's comments and met with COA to discuss the issue. The TCEQ is calculating the minimum gallons per minute per connection such that the District is not meeting the required amount. Mr. Dybala notes the District is providing the required capacity to COA in practice. Mr. Willis notes an amendment to clarify the ESFC capacity reservation in the contract was discussed with COA and will be reviewed to ensure compliance with TCEQ requirements prior to presentation to the Board for approval. Mr. Willis notes he and COA are coordinating to submit an amendment prior to the TCEQ's December response deadline.

At this time, Mr. Dybala left the meeting.

### **C. Approval of Amended and Restated Rate Order**

Mr. Willis then presented to the Board an Amended and Restated Rate Order, removing the line item for volunteer fire services to reflect the recent inclusion in and ESD and updating the sewer tap provisions to match those for water taps.

Upon a motion made by Supervisor Casher, seconded by Supervisor Fleck, and after full discussion, the Board voted unanimously to approve the Amended and Restated Rate Order, as presented.

## **7. REGIONAL PLANT COMMITTEE REPORT**

Supervisor Hamilton then presented the Regional Plant Committee Report.

Upon a motion made by Supervisor Fleck, seconded by Supervisor Medina, and after full discussion, the Board voted unanimously to approve the Regional Plant Committee Report.

**8. INSURANCE RENEWAL**

The Board recognized Mr. Willis, who presented to the Board a proposal from HARCO Insurance Services to renew the District's insurance.

Upon motion duly made by Supervisor Medina, seconded by Supervisor Casher, the Board voted unanimously to approve the proposal to renew the District's insurance.

**9. HEAR FROM THE PUBLIC.**

At this time, the Board opened the meeting to comments from the public and noted there were no members of the public present who wished to address the Board.

There being no further business to come before the Board, upon a motion duly made and seconded, the Board voted unanimously to adjourn.

**[THE REMAINDER OF THIS PAGE LEFT INTENTIONALLY BLANK.]**

PASSED, ADOPTED, and APPROVED this \_\_\_\_\_.

\_\_\_\_\_  
Secretary

[SEAL]



**MINUTES OF THE MEETING OF  
FORT BEND COUNTY FRESH WATER SUPPLY DISTRICT NO. 1**

October 20, 2020

**STATE OF TEXAS**

**COUNTY OF FORT BEND**

The Board of Supervisors (the “Board”) of Fort Bend County Fresh Water Supply District No. 1 of Fort Bend County, Texas (the “District”), met in special session, open to the public, on Tuesday, October 20, 2020, at 2:00 p.m., via video and telephonic conference, as permitted by the March 16, 2020, Declaration by the Governor of the State of Texas which suspended certain provisions of Chapter 551, Texas Government Code. The roll was called of the members of the Board, to wit:

Paul Hamilton	President
Greg Fleck	Vice President
Calvin Casher	Secretary
Rodrigo Carreon	Assistant Secretary
Rosa Linda Medina	Assistant Secretary

All members of the Board were present, thus constituting a quorum.

Also present at the meeting were: Eugene Koh, a member of the public; and Michael R. Willis and Tamara Sharkey of Sanford Kuhl Hagan Kugle Parker Kahn LLP (“SK Law”), the District’s Attorney.

The meeting was called to order at 2:03 p.m. and the following business was transacted.

**1. HEAR FROM PUBLIC (MATTERS ON THE AGENDA)**

The Board recognized Mr. Koh, who informed the Board his dispute, as discussed at previous meetings, with R Construction Company for the use of his property at 4098 W. Davis Road for dirt disposal is still ongoing.

At this time, Mr. Koh left the meeting.

**2. ENGINEER’S REPORT**

The Board then discussed final payment of R Construction Company in connection with the Fresno Gardens North wastewater collection system project.

**3. CLOSED SESSION**

Upon motion duly made by Supervisor Fleck, seconded by Supervisor Casher, and after full discussion, the Board voted unanimously to convene in closed session at 2:05 p.m., pursuant to Section 551.071(2), Texas Government Code, to consult with the District’s attorney regarding the District’s contract with R Construction Company and the ongoing dispute between Mr. Koh and R Construction Company.

#### **4. OPEN SESSION**

At 2:56 p.m., the Board reconvened in open session.

Upon motion duly made by Supervisor Casher, seconded by Supervisor Medina, and after full discussion, the Board voted unanimously to authorize preparation of the letter discussed in closed session and to appoint Supervisor Fleck as liaison and authorize him to act in connection with said letter and actions as discussed in closed session.

There being no further business to come before the Board, upon a motion duly made and seconded, the Board voted unanimously to adjourn.

**[THE REMAINDER OF THIS PAGE LEFT INTENTIONALLY BLANK.]**

PASSED, ADOPTED, and APPROVED this \_\_\_\_\_.

\_\_\_\_\_  
Secretary

[SEAL]

CERTIFICATE FOR ORDER CANVASSING ELECTION RETURNS

THE STATE OF TEXAS  
COUNTY OF FORT BEND

§  
§  
§  
§

FORT BEND COUNTY FRESH WATER SUPPLY DISTRICT NO. 1

We, the undersigned officers of the Board of Supervisors (the "Board") of Fort Bend County Fresh Water Supply District No. 1 (the "District"), hereby certify as follows:

1. The Board convened in special session, open to the public, on November 17, 2020, via video conference, as permitted by the March 16, 2020, Declaration by the Governor of the State of Texas which suspended certain provisions of Chapter 551, Texas Government Code, and the roll was called of the members of the Board, to-wit:

Paul Hamilton	-	President
Greg Fleck	-	Vice President
Calvin Casher	-	Secretary
Rodrigo Carreon	-	Assistant Secretary
Rosa Linda Medina	-	Assistant Secretary

All members of the Board were present, except the following Supervisor(s): \_\_\_\_\_, thus constituting a quorum. Whereupon, among other business, the following was transacted at such meeting:

ORDER CANVASSING ELECTION RETURNS

was duly introduced for the consideration of the Board. It was then duly moved and seconded that such Order be adopted; and, after due discussion, such motion, carrying with it the adoption of said Order, prevailed and carried by the following vote:

AYES: \_\_\_\_\_

NOES: \_\_\_\_\_

2. A true, full, and correct copy of the aforesaid Order adopted at the meeting described in the above and foregoing paragraph is attached to and follows this Certificate; such Order has been duly recorded in said Board's minutes of such meeting; the above and foregoing paragraph is a true, full, and correct excerpt from the Board's minutes of such meeting pertaining to the adoption of such Order; the persons named in the above and foregoing paragraph are the duly chosen, qualified, and acting officers and members of the Board as indicated therein; each of the officers and members of the Board was duly and sufficiently notified officially and personally, in advance of the time, place, and purpose of such meeting and that such Order would be introduced and considered for adoption at such meeting and each of such officers and members consented, in advance, to the holding of such meeting for such purpose; such meeting was open to the public, as required by law, and public notice of the time, place and purpose of such meeting was given as required by Chapter 49.063 of the Texas Water Code, as amended and V.T.C.A., Government Code, Chapter 551, as amended.

SIGNED AND SEALED the 17th day of November, 2020.

\_\_\_\_\_  
President, Board of Supervisors

\_\_\_\_\_  
Secretary, Board of Supervisors

(SEAL)

THE STATE OF TEXAS   §  
   §  
COUNTY OF FORT BEND   §  
   §  
FORT BEND COUNTY FRESH WATER   §  
SUPPLY DISTRICT NO. 1   §

have been elected Supervisors of the District to serve until the Supervisors Election in May 2024, or until their successors have been duly elected or appointed and have qualified.

Section 3: Each of said persons shall enter into the duties of his/her office and shall begin to serve his/her term of office upon posting bond in the amount of \$10,000, as required by law, and upon taking the constitutional oath of office.

PASSED, APPROVED AND ADOPTED this November 17, 2020

/s/ Paul Hamilton  
President, Board of Supervisors

ATTEST:

/s/ Calvin Casher  
Secretary, Board of Supervisors

**Fresno Freshwater 1 Wastewater Treatment Plant**  
**August, 31 2020 Through September 30, 2020 Summary**  
**November 19, 2020**

The treatment plant operation information was received by Paul Hamilton from John Montergomery with Municipal Operations & Consultants.

WWTP Operations Report:

During the month of September 2020 per the attached MOC monthly report, the WWTP was operating at 52% of the 0.675 MGD permit capacity and was operating within permit parameters. Arcola had 36% inflow and Freshwater-1 had 16%, 105,396 gallons daily average inflow. The plant average daily flow was 349,727 gallons. During the month total plant flow (8/31/2020-9/30/2020) was 10,491,800 gallons. The daily plant peak flow was 1,099,200 gallons. The total rainfall for the month of September was 9.5 inches.

WWTP Discharge Monitoring Report:

The October 2020 Discharge Monitoring Report (DMR) for the period of September 2020, did not reflect any parameter exceedances. A copy of the DMR is attached.

Operations Expenses

The WWTP total expenses for August 14, 2020 October 2, 2020 was \$ 2,550.33. \$1000.00 for MOC monthly services plus \$ 1,550.33 for ancillary supplies and activities. See attached expense sheets, back 4 pages of the report package.

*Paul Hamilton*

FBFW1 Supervisor & Treatment Plant Liaison



# Municipal Operations & Consulting, Inc.

## MONTHLY OPERATIONS REPORT FOR THE CITY OF ARCOLA

October, 2020

**TOTAL CONNECTION COUNT:** 744  
**SEWER ONLY BILLED:** 257  
**WATER/SEWER BILLED:** 348  
**VACANTS:** 139

**BILLING PERIOD:** 09/21/20 - 10/20/20

**FWSD 1 - Previous Read** 141,988,000  
**Read Date: 10/20/20** 144,763,000  
**Total Gallons Pumped:** 2,775,000  
**Water received from FB 141** 0  
**Water supplied to FB 141** 0  
**Gallons Billed** 2,359,000  
**Leaks and Flushing** 210,000  
**Pumped vs Billed** 93%

**Notes:**

	Penalty	Tap Fee	Sewer	Water	NFBWA	TCEQ	Misc.	Deposit	TOTAL
<b>REVENUE:</b>	\$132.37	\$0.00	\$23,635.37	\$21,177.94	\$10,248.27	\$0.00	\$2,767.03	\$2,556.67	\$60,517.65

### WASTEWATER TREATMENT PLANT

T.C.E.Q. Permit Number: TX0102385  
 Permit expiration date: January, 2024

#### September, 2020

	September, 2020	Permitted	Measured by:
Average daily flow	349,727	675,000	gal. per day
Average CBOD	3	10	lbs/day
Average Total Suspended Solids	1.20	15	mg/l
Average Ammonia Nitrogen	0.06	3	mg/l
Average PH	7.56	6.00 - 9.00	STD UNIT
Average Dissolved Oxygen	6.46	4.0	mg/l
E. coli	2.03	126.0	mpn/100 ml
Total Rainfall	9.50		
Daily Average Flow - FS #1	105,396		
FS #1 Flow	16%		
Arcola Flow	36%		

Sewer Treatment plant is currently operating at **52%** of the permitted capacity

### Sewer Treatment Plant/Lift Station - Notes



## Edit DMR

Collapse Header

<b>Permit</b>			
<b>Permit ID:</b>	TX0102385	<b>Major:</b>	
<b>Permittee:</b>	ARCOLA, CITY OF	<b>Permittee Address:</b>	13222 HWY 6 ARCOLA, TX 77583 5925 FM 521 ARCOLA, TX 77583
<b>Facility:</b>	CITY OF ARCOLA WWTP	<b>Facility Location:</b>	A - DOMESTIC FACILITY - 001
<b>Permitted Feature:</b>	001 - External Outfall	<b>Discharge:</b>	
<b>Report Dates &amp; Status</b>		<b>DMR Due Date:</b>	10/20/20
<b>Monitoring Period:</b>	From 09/01/20 to 09/30/20		
<b>Status:</b>	NetDMR Validated		
<b>Principal Executive Officer</b>			
<b>First Name:</b>		<b>Last Name:</b>	
<b>Title:</b>		<b>Telephone:</b>	
<b>No Data Indicator (NODI)</b>			
<b>Form NODI:</b>			

Code	Parameter Name	NODI	Quantity or Loading		Units	Quality or Concentration			Units	# of Ex.	Freq. of Analysis	Smpl. Type
			Value 1	Value 2		Value 1	Value 2	Value 3				
00300	Oxygen, dissolved [DO]	Smpl.				= 6.46			mg/L	0	01/07	GR
	1 - Effluent Gross											
	Season: 0	Req.				>=4.0 Monthly Minimum			Milligrams per Liter		Weekly	GRAB
	NODI:											
00400	pH	Smpl.				= 7.52		= 7.59	SU	0	01/07	GR
	1 - Effluent Gross											
	Season: 0	Req.				>=5.0 Minimum		<=9.0 Maximum	Standard Units		Twice Per Month	GRAB
	NODI:											
00530	Solids, total suspended	Smpl.	< 2.83		lb/d		< 1.2	= 1.47	mg/L	0	01/07	CS
	1 - Effluent Gross											
	Season: 0	Req.	<=84.0 Daily Average		Pounds per Day		<= 15.0 Daily Average	<=40.0 Daily Maximum	Milligrams per Liter		Weekly	COMPOS
	NODI:											
00610	Nitrogen, ammonia total [as N]	Smpl.	< 0.142		lb/d		< 0.0594	= 0.0653	mg/L	0	01/07	CS
	1 - Effluent Gross											

Parameter		NODI	Quantity or Loading		Units	Quality or Concentration			Units	# of Ex.	Freq. of Analysis	Smpl. Type
Code	Name		Value 1	Value 2		Value 1	Value 2	Value 3				
Season: 0		Req.	<= 17.0 Daily Average		Pounds per Day	<= 3.0 Daily Average		<= 10.0 Daily Maximum	Milligrams per Liter		Weekly	COMPOS
NODI:		▼ NODI		▼			▼	▼				
50050	Flow, in conduit or thru treatment plant	Smpl.	= ▼ 0.34877	= ▼ 1.0892	MGD ▼					0	09/09 ▼	TM ▼
1 - Effluent Gross												
Season: 0		Req.	<= 0.675 Daily Average		Req Mon Daily Maximum	Million Gallons per Day					Continuous	TOTALZ
NODI:		▼ NODI		▼	▼							
50060	Chlorine, total residual	Smpl.				= ▼ 1.75		= ▼ 3.91	mg/L ▼	0	01/01 ▼	GR ▼
1 - Effluent Gross												
Season: 0		Req.	>= 1.0 Monthly Minimum					<= 4.0 Monthly Maximum	Milligrams per Liter		Daily	GRAB
NODI:		▼ NODI				▼		▼				
51040	E. coli	Smpl.				= ▼ 2.025		= ▼ 4.1	MPN/100mL ▼	0	02/30 ▼	GR ▼
1 - Effluent Gross												
Season: 0		Req.	<= 126.0 Daily Average					<= 399.0 Daily Maximum	Most Probable Number (MPN) per 100ml		Twice Per Month	GRAB
NODI:		▼ NODI					▼	▼				
70295	Solids, total dissolved	Smpl.	= ▼ 1720.0		lb/d ▼	= ▼ 746.0		= ▼ 968.0	mg/L ▼	0	01/07 ▼	CS ▼
1 - Effluent Gross												
Season: 0		Req.	Req Mon Daily Average		Pounds per Day	Req Mon Daily Average	Req Mon Daily Maximum		Milligrams per Liter		Weekly	COMPOS
NODI:		▼ NODI		▼			▼	▼				
80082	BOD, carbonaceous [5 day, 20 C]	Smpl.	= ▼ 7.47		lb/d ▼	= ▼ 3.06		= ▼ 3.44	mg/L ▼	0	01/07 ▼	CS ▼
1 - Effluent Gross												
Season: 0		Req.	<= 56.0 Daily Average		Pounds per Day	<= 10.0 Daily Average	<= 25.0 Daily Maximum		Milligrams per Liter		Weekly	COMPOS
NODI:		▼ NODI		▼			▼	▼				

#### Edit Check Errors

No results.

#### DMR Comments

INTERIN II PHASE EFFECTIVE NOVEMBER 11, 2019 AND LASTING THROUTH COMPLETION OF EXPANSION TO THE 0.95 MGD FACILITY.

#### Comments

#### Attachments

No results.

# City of Arcola Sewage Treatment Plant

September-20

	Flow Reading	Total Gallons x100	2hr Peak	CL <sub>2</sub> Res.	Mag. Res.	Final CL <sub>2</sub>	Sample Temp	%Solids SV - 30	Sludge Blanket	Waste Time	Bleach Total Used	Rainfall (Inches)
8/31/2020	7305293		30	3.2	0.08		3			40	20	0
9/1/2020	7307300	2007	29	3.1	0.1	3	3	26	5	40	20	0
9/2/2020	7309687	2387	31	3	0.13	2.87	3			0	20	0
9/3/2020	7311815	2128	19	1.9	0.15	1.75	3	29	5	40	20	0
9/4/2020	7313558	1743	30	2	0.11	1.89	3			0	20	0
9/5/2020	7315378	1820	28	2.3	0.1	2.2	3			40	20	0
9/6/2020	7317356	1978	30	2.2	0.09	2.11	3			40	20	0
9/7/2020	7319309	1953	40	2.1	0.18	1.92	3			0	20	0.25
9/8/2020	7322053	2744	49	2	0.11	1.89	3	25	8	40	20	0.25
9/9/2020	7324075	2022	40	2.3	0.08	2.22	3			0	20	0.25
9/10/2020	7326434	2359	39	2.1	0.1	2	3	21	5	40	20	0
9/11/2020	7329943	3509	40	2.9	0.11	2.79	3			0	20	0.5
9/12/2020	7332223	2280	40	2.8	0.12	2.68	3			0	20	0
9/13/2020	7335305	3082	39	2.9	0.1	2.8	3			40	20	0.25
9/14/2020	7340132	4827	70	2.8	0.15	2.65	3			40	20	1.5
9/15/2020	7345958	5826	39	2.9	0.11	2.79	3	30	8	0	20	0
9/16/2020	7349712	3754	40	3.1	0.08	3.02	3			40	20	0
9/17/2020	7351715	2003	36	3	0.11	2.89	3	26	5	0	20	0
9/18/2020	7354088	2373	41	3.1	0.1	3	3			40	20	0
9/19/2020	7355931	1843	20	4	0.09	3.91	3			0	20	0
9/20/2020	7358024	2093	50	3.6	0.05	3.55	3			40	20	0
9/21/2020	7363855	5831	60	3.4	0.11	3.29	3			0	20	1.5
9/22/2020	7374847	10992	90	3.6	0.12	3.48	3	26	5	0	20	4.5
9/23/2020	7383425	8578	50	3.1	0.1	3	3			40	20	0.5
9/24/2020	7390723	7298	20	3.2	0.13	3.07	3	29	5	40	20	0
9/25/2020	7394932	4209	50	3.6	0.09	3.51	3			40	20	0
9/26/2020	7399581	4649	40	3.4	0.11	3.29	3			0	20	0
9/27/2020	7402895	3314	10	3.1	0.08	3.02	3			40	20	0
9/28/2020	7405857	2962	35	3.2	0.1	3.1	3			40	20	0
9/29/2020	7408304	2447	28	3.3	0.18	3.12	3	25	5	0	20	0
9/30/2020	7410211	1907	25	3.1	0.11	2.99	3			40	20	0

Total Flow Gallons:	10,491,800	Min. CL <sub>2</sub>	1.75	Total CL <sub>2</sub> :	620
Daily Average (0.5 MGD):	349,727	Max. CL <sub>2</sub>	3.91	Total Daily Avg CL <sub>2</sub> :	20
Daily Peak Flow:	1,099,200	9/22/2020			
2 Hour Peak in GPM (1389):	938			Total Rainfall:	9.50

Supervising Operator:	James Durgens	Supervisor Signature:	
Supervisor License #:	WW0061603 (B)	Date:	



27316 Spectrum Way  
Oak Ridge, TX 77385  
Phone: (281) 367-5511  
Fax: (281) 367-5517

1825 N Mason Rd  
Katy, TX 77449  
Phone: (281) 347-8686


**City of Arcola  
Bookkeeper Invoice Log (SP)**

**October 2020**

Invoice Date	Invoice #	Vendor	Service/Mdse.	Used At	Invoice Total
14-Aug	38529	Chlorinator Maint. Co., Inc.	Repairs/Maintenance	SP	\$ 405.21
21-Sep	233027	NAPCO Chemical Company	Chemicals	SP	\$ 3,393.00
30-Sep	210072	BMI	Sludge Haul	SP	\$ 2,145.00
6-Oct	2005867	NWDLS	Lab Fees	SP	\$ 2,747.50
1-Nov		Municipal Operations & Consulting, Inc.	Wastewater Operations	SP	\$ 2,550.33

## CHLORINATOR MAINT.CO.,INC.

P. O. Box 1313  
PASADENA, TEXAS 77501  
phone (713) 472-1201  
fax (713) 472-7717



## INVOICE

DATE	INVOICE #
8/14/2020	38529

<b>BILL TO</b>
Municipal Operations Co. P. O. Box 1689 Accounts Payable Spring, Texas 77383

<b>SHIP TO</b>
Arcola WWTP Keith 936-217-0416 8/14/20

P.O. NO.		TERMS	SHIP VIA	PLUS TAX	TAX EXEMPT	TAXES DIRECT
43454		Net 30	Our service		yes	
QTY	ITEM	DESCRIPTION			PRICE	AMOUNT
		Travel, parts and labor to service leak at tubing on the tank				
25	3/8 OD TUB	TUBING			0.89	22.25
1	3/8x1/2"	3/8x1/2" 90 Fast and tite fittings			7.00	7.00
		Total Parts \$29.25				
62	MILEAGE	MILEAGE			0.58	35.96
4	LABOR	LABOR			85.00	340.00
		Total Parts, labor and mileage \$405.21				
		Tax Exempt				
		Thanks for the Order				
It's been a pleasure working with you!				Total	\$405.21	



**NAPCO**  
CHEMICAL COMPANY  
Customized Water Treatment Solutions

PO Box 1239  
Spring, TX 77383  
Phone: (281) 651-6800

# Invoice



Invoice No.	233027
Customer No.	002788

## Bill To

Municipal Operations & Consulting, Inc  
P.O. Box 1689  
Spring, TX 77383-1689

## Ship To

City of Arcola STP  
5921 FM 521  
MOC  
Arcola, TX 77583

Invoice Date	Order Date	SO Number	Order By	Customer PO Number	Payment Method	
9/21/2020	9/18/2020		Jud	44528	Net 30	
Ship Via		F.O.B.		Salesperson		
				JPR		
Ship Qty	Item Number - Description				Unit Price	Extend Price
2,610.00 00	NAP-BLEACH-BULK Hypochlorite solutions (Sodium Hypochlorite) - bulk Remarks: Napco Bleach 12.5% Class 8 UN1791 PKG III, RQ, Corrosive DOT-E 12412 (NAPCO 12.5% Bleach) Certified to NSF ANSI Std. 60 MUL 70 mg/L Lot #- 2020-2477 - del: 09/11/20				1.3000	3,393.00



Print Date 09/21/20  
Print Time 08:33 AM  
Page No. 1  
Printed by: Dclem

Total Paid	0.00
Previous Balance	6370.00
Due Date	10/21/20

Subtotal	3393.00
Invoice Total	3393.00





BMI - Biosolids Management  
a division of K-3 Resources, LP  
P.O. Box 2236  
Alvin, TX 77512

# Invoice

(281) 585-2817

DATE	INVOICE NO.
9/30/2020	210072


BILL TO
Municipal Operations & Consulting City of Arcola P.O. Box 1689 Spring, TX 77383-1689

SEND PAYMENT TO
K-3 Resources, LP P.O. Box 2236 Alvin, Texas 77512

		P.O. NO.	TERMS	PLANT	
			Net 30	Arcola	
Date	Manifest	Description	QTY/HRS	Rate	Amount
9/22/2020	257204	Liquid Haul	6,500	0.055	357.50
	257205	Liquid Haul	6,500	0.055	357.50
	257206	Liquid Haul	6,500	0.055	357.50
	257289	Liquid Haul	6,500	0.055	357.50
	257290	Liquid Haul	6,500	0.055	357.50
	257291	Liquid Haul	6,500	0.055	357.50
			</		



North Water District Laboratory Services, Inc.  
130 South Trade Center Parkway  
Conroe, TX 77385



## INVOICE

Date	Invoice No.
10/06/2020	2005867-Municipal Operations and Consulting

**PO Number:**  
**Terms:** 30.00  
**Remit Due Date:** 11/05/2020  
**Page:** Page 1 of 3

**Invoice To:** Accounts Payable  
Municipal Operations and Consulting  
27316 Spectrum Way  
Oak Ridge, TX 77385

**Samples Received from: 09/04/2020 through 09/25/2020**


**Project:** City of Arcola - Non Potable - Weekly Thurs, City of Arcola - Non Potable - Bi Monthly 1, City of Arcola - Non Potable-Sewage Sludge Annual, City of Arcola - Non Potable - Recollect Sludge, City of Arcola - Non Potable - Weekly - Fri, City of Arcola - Non Potable - Bi Monthly 2, City of Arcola - Fees  
**Project Manager:** Deena Higginbotham  
**Project Number:** 387  
**Work Order(s):** 20I0177, 20I0178, 20I0179, 20I0180, 20I1330, 20I1331, 20I2119, 20I2120, 20I2726, 20I3435, 20I4211

Analysis/Description	Matrix	Qty	Unit Cost	Extended Cost
----------------------	--------	-----	-----------	---------------

**Remit To:** Accounts Receivable  
North Water District Laboratory Services, Inc.  
130 South Trade Center Parkway  
Conroe, TX 77385  
Tel: 936 321 6060

**Thank you for being our customer! Don't forget, NWDLS is accredited to do bio-monitoring.**





North Water District Laboratory Services, Inc.  
130 South Trade Center Parkway  
Conroe, TX 77385

## INVOICE

Date	Invoice No.
10/06/2020	2005867-Municipal Operations and Consulting

PO Number:

Terms: 30.00

Remit Due Date: 11/05/2020

Page: Page 2 of 3

**Invoice To:** Accounts Payable  
Municipal Operations and Consulting  
27316 Spectrum Way  
Oak Ridge, TX 77385

### Samples Received from: 09/04/2020 through 09/25/2020

**Project:** City of Arcola - Non Potable - Weekly Thurs, City of Arcola - Non Potable - Bi Monthly 1, City of Arcola - Non Potable-Sewage Sludge Annual, City of Arcola - Non Potable - Recollect Sludge, City of Arcola - Non Potable - Weekly - Fri, City of Arcola - Non Potable - Bi Monthly 2, City of Arcola - Fees

Analysis/Description	Matrix	Qty	Unit Cost	Extended Cost
CBOD-5210	Aqueous	4	\$22.50	\$90.00
DMR Flows	Aqueous	4	\$0.00	\$0.00
DO Field	Aqueous	4	\$10.00	\$40.00
MLSS-2540	Aqueous	2	\$20.00	\$40.00
NELAP Admin Fee	Aqueous	1	\$10.00	\$10.00
netDMR EDD Upload and Final Report	Aqueous	1	\$25.00	\$25.00
NH3-N SEAL-350.1	Aqueous	4	\$20.00	\$80.00
Nitrate as N IC 9056	Solid	2	\$0.00	\$0.00
PCB-8082	Solid	1	\$200.00	\$200.00
pH Field	Aqueous	4	\$10.00	\$40.00
RBOD-5210	Aqueous	4	\$22.50	\$90.00
RNH3-N SEAL-350.1	Aqueous	4	\$20.00	\$80.00
RTSS-2540	Aqueous	4	\$20.00	\$80.00
Sludge Analysis	Solid	1	\$427.50	\$427.50
TC EC-9223	Aqueous	2	\$50.00	\$100.00
TCLP Bottle	Solid	1	\$0.00	\$0.00
TCLP ZHE	Solid	1	\$0.00	\$0.00
TCLP-1311	Solid	1	\$1,060.00	\$1,060.00
TDS-160.1	Aqueous	4	\$20.00	\$80.00
TS-2540 G	Solid	1	\$0.00	\$0.00
TSS-2540	Aqueous	4	\$20.00	\$80.00
VOA-TCLP	Solid	1	\$125.00	\$125.00
VSS-160.4	Aqueous	2	\$20.00	\$40.00
Weekday Collection	Aqueous	4	\$15.00	\$60.00

		<u>Wastewater Plant</u>					
08/14	5925 FM 521	Contacted contractor to schedule repairs to bleach tank.	Foreman	0.5	\$ 35.00	\$ 17.50	
			Utility Truck	0.5	\$ 18.00	\$ 9.00	\$ 26.50
09/01	5925 FM 521	Checked blowers and replaced blower filters.	Foreman	0.5	\$ 35.00	\$ 17.50	
			Foreman-OT	1.0	\$ 52.50	\$ 52.50	
			Utility Truck	1.5	\$ 18.00	\$ 27.00	\$ 97.00
09/01	5925 FM 521	Exercised generator.	Foreman	0.5	\$ 35.00	\$ 17.50	
			Utility Truck	0.5	\$ 18.00	\$ 9.00	\$ 26.50
09/04	5925 FM 521	Swept control building and collected trash throughout facility.	Foreman	0.5	\$ 35.00	\$ 17.50	
			Utility Truck	0.5	\$ 18.00	\$ 9.00	\$ 26.50
09/04	5925 FM 521	Cleaned chlorine contact chambers.	Foreman	1.5	\$ 35.00	\$ 52.50	
			Laborer	1.5	\$ 25.00	\$ 37.50	
			Utility Truck	3.0	\$ 18.00	\$ 54.00	\$ 144.00
09/08	5925 FM 521	Responded to auto dialer call out regarding power failure; upon arrival, found power restored. Reset auto dialer.	Foreman	1.0	\$ 35.00	\$ 35.00	
			Utility Truck	1.0	\$ 18.00	\$ 18.00	\$ 53.00

Date	Service Location	Work Description	Material/Labor Cost				Job Total
			Labor/Equip	Qty	Rate	Amount	
09/08	5925 FM 521	Pulled rags from aeration basin.	Foreman	1.5	\$ 35.00	\$ 52.50	\$ 166.50
			Supervisor	1.5	\$ 40.00	\$ 60.00	
			Utility Truck	3.0	\$ 18.00	\$ 54.00	
09/10	5925 FM 521	Collected sample from facility intake.	Foreman	2.0	\$ 35.00	\$ 70.00	\$ 170.50
			Laborer	1.5	\$ 25.00	\$ 37.50	
			Utility Truck	3.5	\$ 18.00	\$ 63.00	
09/11	5925 FM 521	Cleaned chlorine contact chamber.	Foreman	1.0	\$ 35.00	\$ 35.00	\$ 140.00
			Supervisor	1.5	\$ 40.00	\$ 60.00	
			Utility Truck	2.5	\$ 18.00	\$ 45.00	
09/14	5925 FM 521	Pulled rags from aeration basin.	Foreman	1.0	\$ 35.00	\$ 35.00	\$ 88.25
			Foreman-OT	0.5	\$ 52.50	\$ 26.25	
			Utility Truck	1.5	\$ 18.00	\$ 27.00	
09/15	5925 FM 521	Checked blower filters.	Foreman	1.0	\$ 35.00	\$ 35.00	\$ 53.00
			Utility Truck	1.0	\$ 18.00	\$ 18.00	
09/15	5925 FM 521	Exercised generator.	Foreman	0.5	\$ 35.00	\$ 17.50	\$ 26.50
			Utility Truck	0.5	\$ 18.00	\$ 9.00	
09/15	5925 FM 521	Purchased chemicals for facility use; chlorine.	Foreman	0.5	\$ 35.00	\$ 17.50	\$ 26.50
			Utility Truck	0.5	\$ 18.00	\$ 9.00	
09/17	5925 FM 521	Collected sample from facility intake.	Foreman	1.5	\$ 35.00	\$ 52.50	\$ 144.00
			Laborer	1.5	\$ 25.00	\$ 37.50	
			Utility Truck	3.0	\$ 18.00	\$ 54.00	
09/18	5925 FM 521	Cleaned stilling wells.	Foreman	1.0	\$ 35.00	\$ 35.00	\$ 53.00
			Utility Truck	1.0	\$ 18.00	\$ 18.00	
09/18	5925 FM 521	Swept control building and collected trash throughout facility.	Foreman	0.5	\$ 35.00	\$ 17.50	\$ 26.50
			Utility Truck	0.5	\$ 18.00	\$ 9.00	
09/21	5925 FM 521	Checked blower filters, and oiled blowers.	Foreman	2.0	\$ 35.00	\$ 70.00	\$ 106.00
			Utility Truck	2.0	\$ 18.00	\$ 36.00	

# AGENDA

## CITY OF ARCOLA - CITY COUNCIL

November 10, 2020

### MAYOR

Fred A. Burton

### CITY ADMINISTRATOR

Annette Guajardo-Goldberg

### City Secretary

Sally Cantu

### CITY COUNCIL MEMBERS, AT LARGE

Greg Abarr

Florence Jackson

Evelyn Jones

Chloe Sanco

Ebony Sanco

In accordance with the Texas Open Meetings Act the agenda is posted for public information, at all times, for at least 72 hours preceding the scheduled time of the meeting on the bulletin board located on the exterior wall of the City Hall building at 13222 Highway 6, 77583.

The Agenda may be accessed via the Internet at [www.cityofarcolatx.org](http://www.cityofarcolatx.org). Copies of the agenda are available in the Office of the City Secretary, 13222 Highway 6; Arcola, Texas 77583 at no charge.

To reserve time to appear before Council call 281-431-0606, X105 or come to the Office of the City Secretary, Arcola City Hall at least an hour prior to the scheduled public session shown on the agenda. Public comment forms will also be available at the meeting room.