

**NOTICE OF MEETING  
FORT BEND COUNTY FRESH WATER SUPPLY DISTRICT NO. 1  
OF  
FORT BEND COUNTY, TEXAS**

Notice is hereby given that the Board of Supervisors of **Fort Bend County Fresh Water Supply District No. 1** will meet in **regular** session, open to the public, at **6:00 p.m. on Thursday, December 17, 2020**. Due to concerns regarding the Coronavirus (COVID-19), the Board will conduct the meeting via video conference. The video conference meeting is authorized by the suspension of certain provisions of Chapter 551, Texas Government Code, as described below. Electronic copies of the meeting materials are available at [www.fortbendwater1.com](http://www.fortbendwater1.com) at such time as the meeting occurs or by contacting [dlopez@sklaw.us](mailto:dlopez@sklaw.us).

To participate in the meeting using ZOOM, please use the following link:  
<https://us02web.zoom.us/j/87824333417?pwd=VkZHakFGY254bzh1SlpGRURQL2VSdz09>

**Meeting ID:** 878 2433 3417  
**Passcode:** 716875

To participate by audio only:  
Phone Number: 346-248-7799  
Meeting ID: 878 2433 3417  
Passcode: 716875

At the meeting the following items will be considered:

**1. Hear from public solely regarding matters on the agenda (limited to 3 minutes per person).**

**2. Qualification of Supervisors.**

**3. Election of Officers.**

**4. Review Bookkeeper's Report and consider taking action thereon, including:**

- A. Approval of bills submitted to the District for payment.
- B. Review Investment Report and authorize necessary action in connection therewith.
- C. Review Collateral Pledge Report and Investment Policy and authorize necessary action in connection therewith including any amendments or changes thereto.
- D. Approve budget for fiscal year ending December 31, 2021.

**5. Review Tax Assessor/Collector's Report and consider taking action thereon, including:**

- A. Approve write-offs as recommended by the Fort Bend County Tax Assessor/Collector.

**6. Review Engineer's Report and consider taking action thereon, including:**

- A. Report on status of projects including: (i) wastewater service to Fresno Gardens North, Gateway Acres and Fresno Ranchos, and (ii) Water Plant No. 2, and take action related thereto, including authorize advertisement of bids, award of contracts, approval of pay estimates and change orders.
- B. Authorize Engineer to prepare plans and specification for water and wastewater systems projects as necessary.
- C. Authorize solicitation/advertisement of bids for construction of water system and wastewater system projects necessary.
- D. Report on status of project funding, and take necessary action related thereto, including update on TCEQ Bond Application.
- E. Consider and take action on requests for water and sanitary sewer service.
- F. Update concerning status of non-residential connections.
- G. Update concerning Trammel Fresno road widening project.
- H. Update concerning emergency water interconnect with BC MUD 21.
- I. Update concerning emergency water interconnect with Charleston MUD.
- J. Update of status of City of Arcola water plant.
- K. Update on status of WWTP expansion.
- L. Update concerning FM 521 road widening project.
- M. Update concerning WP 1 inspection.

**7. Review Operator's Report and consider taking action thereon, including:**

- A. Approval of repairs to water and wastewater systems.
- B. Approval of requests for water taps.
- C. Approval of water termination list.

**8. Attorney's Report and consider taking action thereon, including.**


- A. Approval of minutes of meetings held on November 17, 2020.
- B. Discuss and take action on Regional Facilities Contract.
- C. Approve Resolution Regarding Eminent Domain

**9. Regional Plant Committee Report and consider taking action thereon.**

**10. Hear from public.**

Pursuant to the March 16, 2020, Declaration by the Governor of the State of Texas, certain requirements of Chapter 551, Texas Government Code, have been suspended in response to the Coronavirus (COVID-19) disaster. This action allows governmental bodies to conduct meetings by telephone or video conference to advance the public health goal of limiting face-to face meetings (also called “social distancing”) to slow the spread of the Coronavirus (COVID-19).

**FORT BEND COUNTY FRESH WATER  
SUPPLY DISTRICT NO. 1**

By:   
Maria Salinas Parker  
Sanford Kuhl Agran Kugler, Parker Kahn LLP  
Attorneys for the District



MUNICIPAL ACCOUNTS  
& CONSULTING, L.P.

## **Fort Bend County Fresh Water Supply District No. 1**

### **Bookkeeper's Report**

December 17, 2020

## Cash Flow Report - Checking Account

As of December 17, 2020

Num	Name	Memo	Amount	Balance
<b>BALANCE AS OF 11/18/2020</b>				<b>\$17,080.91</b>
<b>Receipts</b>				
	Commercial Service App Fee - 514 Pecan St.		500.00	
	Wire Transfer from Money Market		30,000.00	
	Interest Earned on Checking		25.19	
	Wire Transfer from Lockbox		103,822.05	
	Wire Transfer from Money Market		250,000.00	
<b>Total Receipts</b>				<b>384,347.24</b>
<b>Disbursements</b>				
5659	Hudson Energy Services, LLC	Utility Expense	(1,909.82)	
5660	North Fort Bend Water Authority	Pumpage Fees	(616.20)	
5661	Rosa Linda Medina	Fees of Office - NFBWA Meeting	(113.52)	
5662	R Construction Company	PE #9/Final - Fresno Gardens North WWCS	(39,324.52)	
5663	Calvin Casher	Fees of Office - 12/17/2020	(138.53)	
5664	Erasto Vallejo	Fees of Office - 12/17/2020	(138.52)	
5665	Paul Hamilton	Fees of Office - 12/17/2020	(138.52)	
5666	Rosa Linda Medina	Fees of Office - 12/17/2020	(113.53)	
5667	Paul Hamilton	Fees of Office - WWTP Report	(138.53)	
5668	Gregory Fleck	Tax Assessor Fees & Ipad Reimbursement	(1,404.51)	
5669	Rosa Dosal	Deposit Refund	(6.91)	
5670	Sofia Zaragoza	Deposit Refund	(99.00)	
5671	Virginia Bahena Cataton	Deposit Refund	(1.00)	
5672	Arbitrage Compliance Specilaists, Inc	Arbitrage Rebate Calculation	(3,250.00)	
5673	Association of Water Board Directors	Annual Membership Dues	(675.00)	
5674	AT&T Mobility - #0808	Telephone Expense	(207.52)	
5675	CDC Unlimited, LLC	Mowing Expense	(375.00)	
5676	City of Arcola	WWTP Expense	(7,893.70)	
5677	DonDulin.com, LP	Website Expense	(286.02)	
5678	DXI Industries, Inc.	Chemical Expense	(138.96)	
5679	Envirodyne Laboratories, Inc	Laboratory Fees	(80.00)	
5680	Environmental Development Partners	Maintenance & Operations	(51,368.31)	
5681	Fort Bend Central Appraisal District	Central Appraisal District Fees	(6,983.88)	
5682	Jacobs Engineering Group, Inc.	Engineering Fees	(35,862.43)	
5683	LanguageUSA Inc	Election Expense	(97.92)	
5684	Municipal Accounts & Consulting, LP	Bookkeeping Fees	(3,083.41)	
5685	Sanford Kuhl Hagan Kugle Parker Kahn LLP	Legal Fees	(12,170.20)	
5686	T Construction, LLC	PE #1 - Fresno Gardens N. Sub WW Plumbing Pr	(80,892.00)	
5687	Hudson Energy Services, LLC	Utility Expense	0.00	
5688	North Fort Bend Water Authority	Pumpage Fees	0.00	
5689	Erasto Vallejo	Fees of Office - 11/17/2020	(138.53)	
5690	CDC Unlimited, LLC	Water Well #1 Repair	(96,729.00)	
5691	City of Arcola	Sewer Collections	(4,755.36)	
5692	Fresno VFD	Voluntary Fire Department Collections	(1,195.58)	
5693	Gregory Fleck	Tax Assessor Fee - 12/14/2020	(167.28)	
5694	Geotest Engineering, Inc.	Fresno Gardens N. WW Plumbing Project	(1,596.40)	
ACH	Frontier Communications	Telephone Expense	(132.47)	
Svc Chg	BBVA USA	Bank Service Charge	(18.00)	
<b>Total Disbursements</b>				<b>(352,240.08)</b>
<b>BALANCE AS OF 12/17/2020</b>				<b>\$49,188.07</b>

BBVA USA-CHECKING - #XXXXX0647

Fort Bend County FWSD No. 1 - GOF  
**Cash Flow Report - Lockbox Account**  
 As of December 17, 2020

Num	Name	Memo	Amount	Balance
BALANCE AS OF 11/18/2020				\$3,500.23
<b>Receipts</b>				
	Accounts Receivable		87,144.52	
	Accounts Receivable		16,941.33	
	Interest Earned on Lockbox Checking		0.68	
<b>Total Receipts</b>				104,086.53
<b>Disbursements</b>				
Wire	Fort Bend County FWSD No 1	Wire Transfer to Checking	(103,822.05)	
<b>Total Disbursements</b>				(103,822.05)
BALANCE AS OF 12/17/2020				\$3,764.71

**Cash Flow Report - Checking Account**

As of December 17, 2020

Num	Name	Memo	Amount	Balance
<b>BALANCE AS OF 11/18/2020</b>				<b>\$100.00</b>
<b>Receipts</b>				
	Interest Earned on Checking		0.13	
	Wire Transfer from DFund Money Market		1,945.14	
<b>Total Receipts</b>				1,945.27
<b>Disbursements</b>				
5029	Jacobs Engineering Group, Inc.	TWDB WP No. 2 Engineering Fees	(1,945.14)	
Svc Chg	BBVA USA	Bank Service Charge	(0.13)	
<b>Total Disbursements</b>				(1,945.27)
<b>BALANCE AS OF 12/17/2020</b>				<b>\$100.00</b>

## Account Balances

As of December 17, 2020

Financial Institution (Acct Number)	Issue Date	Maturity Date	Interest Rate	Account Balance	Notes
<b>Fund: Operating</b>					
<b>Certificates of Deposit</b>					
COMMUNITY BANK OF TX (XXXX1033)	01/02/2020	12/29/2020	2.00 %	240,000.00	
FRONTIER BANK (XXXX2246)	01/24/2020	01/23/2021	1.90 %	240,000.00	
LONE STAR BANK (XXXX2413)	02/25/2020	02/24/2021	1.98 %	240,000.00	
ALLEGIANCE BANK (XXXX0783)	04/29/2020	04/29/2021	0.85 %	240,000.00	
PIONEER BANK (XXXX2548)	05/28/2020	05/28/2021	0.99 %	240,000.00	
THIRD COAST BANK, SSB (XXXX6605)	05/30/2020	05/30/2021	0.75 %	240,000.00	
SOUTH STAR BANK (XXXX0172)	07/01/2020	06/30/2021	0.50 %	240,000.00	
TEXAS REGIONAL BANK (XXXX0879)	07/31/2020	07/31/2021	0.55 %	240,000.00	
SPIRIT OF TEXAS BANK (XXXX6670)	09/29/2020	09/29/2021	0.55 %	240,000.00	
BANCORPSOUTH (XXXX5280)	10/30/2020	10/30/2021	0.70 %	240,000.00	
PLAINS STATE BANK (XXXX1329)	11/24/2020	11/24/2021	0.35 %	240,000.00	
WALLIS BANK (XXXX0319)	11/24/2020	11/24/2021	0.40 %	240,000.00	
VERITEX COMMUNITY BANK (XXXX0266)	11/25/2020	11/25/2021	0.40 %	240,000.00	
<b>Money Market Funds</b>					
TEXAS CLASS (XXXX0002)	03/17/2020		0.13 %	2,590,221.88	
<b>Checking Account(s)</b>					
BBVA USA-CHECKING (XXXX3071)			0.10 %	3,764.71	Lockbox
BBVA USA-CHECKING (XXXX0647)			0.10 %	49,188.07	Checking Account
<b>Totals for Operating Fund:</b>				<b>\$5,763,174.66</b>	
<b>Fund: Capital Projects</b>					
<b>Money Market Funds</b>					
BOK Financial (XXXX01-1)	12/31/2017		0.88 %	2,085,391.87	SR 2015 - DFund
TEXAS CLASS (XXXX0001)	03/17/2020		0.13 %	80,529.58	DFund Surplus
<b>Checking Account(s)</b>					
BBVA USA-CHECKING (XXXX4829)			0.10 %	100.00	Checking Account
<b>Totals for Capital Projects Fund:</b>				<b>\$2,166,021.45</b>	
<b>Fund: Debt Service</b>					
<b>Certificates of Deposit</b>					
THIRD COAST BANK-DEBT (XXXX6589)	01/23/2020	01/22/2021	1.80 %	240,000.00	
COMMUNITY BANK OF TX-DEBT (XXXX3362)	02/27/2020	02/26/2021	1.75 %	240,000.00	
INDEPENDENT BANK-DEBT (XXXX0365)	02/27/2020	02/26/2021	1.65 %	240,000.00	
SOUTH STAR BANK-DEBT (XXXX0134)	02/27/2020	02/27/2021	1.75 %	240,000.00	
CENTRAL BANK - DEBT (XXXX1000)	02/28/2020	02/27/2021	1.60 %	240,000.00	
FRONTIER BANK - DEBT (XXXX2126)	08/04/2020	08/04/2021	0.75 %	240,000.00	
BANCORPSOUTH - DEBT (XXXX9227)	08/05/2020	08/05/2021	0.70 %	240,000.00	
<b>Money Market Funds</b>					
BBVA USA-DEBT (XXXX5145)	12/31/2017		0.10 %	144,366.05	Tax
TEXAS CLASS (XXXX0004)	04/09/2020		0.13 %	82,244.85	
<b>Totals for Debt Service Fund:</b>				<b>\$1,906,610.90</b>	
<b>Grand total for Fort Bend County Fresh Water Supply District No. 1:</b>				<b>\$9,835,807.01</b>	

# Fort Bend Fresh Water Supply District No. 1

## Capital Projects Fund Breakdown

12/17/2020

---

### Net Proceeds for All Bond Issues

#### Receipts

Series 2015 - Dfund	\$2,495,655.26
Series 2015 - Interest Earnings	51,007.64
Series 2019 - Bond Proceeds	1,745,000.00
Series 2019 - Interest Earnings	-

#### Disbursements

Series 2015 - DFund Disbursements (Attached)	(380,641.45)
Series 2019 - Disbursements (Attached)	(74,121.39)

<b>Total Cash Balance</b>	<b>\$3,836,900.06</b>
---------------------------	-----------------------

---

### Balances by Account

Checking - Compass (Series 2015)	\$100.00
Series 2015 - Dfund - BOK	2,085,391.87
Series 2015 - Dfund - Texas Class	80,529.58
Series 2019 - Held by Escrow Agent	1,670,878.61

<b>Total Cash Balance</b>	<b>\$3,836,900.06</b>
---------------------------	-----------------------

---

### Balances by Bond Series

Series 2015 - Dfund	\$2,166,021.45
Series 2019 - Bond Proceeds - Held by Escrow Agent	1,670,878.61

<b>Total Cash Balance</b>	<b>\$3,836,900.06</b>
---------------------------	-----------------------

---

### Remaining Costs & Surplus

Series 2015 Dfund - Remaining Costs	\$2,114,371.04
Series 2019 - Remaining Costs - Held by Escrow Agent	1,670,878.61

<b>Total Amount in Remaining Costs</b>	<b>\$3,785,249.65</b>
--	-----------------------

---

Series 2015 DFund - Surplus & Interest	\$51,650.41
Series 2019 - Surplus & Interest	-

<b>Total Surplus &amp; Interest Balance</b>	<b>\$51,650.41</b>
---	--------------------

---

<b>Total Remaining Costs/Surplus</b>	<b>\$3,836,900.06</b>
--------------------------------------	-----------------------

---



**Fort Bend Fresh Water Supply No. 1**  
**SERIES 2015 Dfund**  
**COST COMPARISON**

<u>CONSTRUCTION COSTS</u>	<u>USE OF PROCEEDS</u>	<u>ACTUAL COSTS</u>	<u>REMAINING COSTS</u>	<u>VARIANCE (OVER)/UNDER</u>
<b>A. Construction Items</b>				
1 Total Balance as of 09/30/2018		-	-	-
2 Water Plant No 2	\$1,979,022.01	-	\$1,979,022.01	-
3 Design Phase Engineering	271,500.00	271,500.00	-	-
4 Const Phase Engineering	48,000.00	17,850.97	30,149.03	-
5 Environmental Assessment	36,000.00	35,357.23	-	642.77
6 Construction Observation	81,500.00	-	81,500.00	-
7 Subsurface Utility Investigation	5,573.50	5,573.50	-	-
8 Surveying	32,060.00	23,360.00	8,700.00	-
9 Material Testing	15,000.00	-	15,000.00	-
10 GeoteclSeries 2015 - DFund Disburseme	10,500.00	10,500.00	-	-
11 Well Sitting Study	8,999.75	8,999.75	-	-
12 Potential Pollution Hazard Study	7,500.00	7,500.00	-	-
<b>TOTAL CONSTRUCTION COSTS</b>	<u>\$2,495,655.26</u>	<u>\$380,641.45</u>	<u>\$2,114,371.04</u>	<u>\$642.77</u>
<b>TOTAL</b>	<u><u>\$2,495,655.26</u></u>	<u><u>\$380,641.45</u></u>	<u><u>\$2,114,371.04</u></u>	<u><u>\$642.77</u></u>
Interest Earned				\$51,007.64
Total Surplus & Interest				\$51,650.41
Total Remaining Costs, Surplus, & Interest				\$2,166,021.45

**Fort Bend County FWSD No. 1 - GOF**  
**Actual vs. Budget Comparison**

**October 2020**

		<b>October 2020</b>			<b>January 2020 - October 2020</b>			<b>Annual</b>
		<b>Actual</b>	<b>Budget</b>	<b>Over/(Under)</b>	<b>Actual</b>	<b>Budget</b>	<b>Over/(Under)</b>	<b>Budget</b>
<b>Revenues</b>								
14110	Water - Customer Service Revenue	45,917	40,000	5,917	470,207	435,000	35,207	500,000
14112	Regional Water Authority Fees	31,550	27,200	4,350	348,066	295,800	52,266	340,000
14140	Connection Fees	504	625	(121)	8,118	6,250	1,868	7,500
14150	Tap Connections	5,100	4,167	933	110,163	41,667	68,496	50,000
14160	Service Application Fees	0	250	(250)	1,000	2,500	(1,500)	3,000
14210	Sewer - Customer Service Fee	16,176	12,500	3,676	156,503	125,000	31,503	150,000
14220	Inspection Fees	725	1,000	(275)	8,127	10,000	(1,873)	12,000
14310	Penalties & Interest	2,636	2,167	469	18,753	21,667	(2,914)	26,000
14330	Miscellaneous Income	3,000	83	2,917	26,465	833	25,632	1,000
14340	Delinquent Tax Attorney Fees	4,783	1,667	3,116	35,348	16,667	18,682	20,000
14350	Maintenance Tax Collections	11,816	12,000	(184)	1,235,535	1,235,000	535	1,525,767
14351	Penalty & Interest on Tax	2,995	2,917	79	42,649	29,167	13,483	35,000
14365	Interest Earned on Checking	51	63	(11)	427	625	(198)	750
14370	Interest Earned on Temp. Invest	11,837	5,000	6,837	84,904	50,000	34,904	60,000
14410	Water Plant Operations COA	4,664	12,500	(7,836)	173,643	125,000	48,643	150,000
14420	Arcola Capital Recovery	5,000	5,000	0	50,000	50,000	0	60,000
<b>Total Revenues</b>		<b>146,754</b>	<b>127,138</b>	<b>19,617</b>	<b>2,769,909</b>	<b>2,445,175</b>	<b>324,734</b>	<b>2,941,017</b>
<b>Expenditures</b>								
16105	Operator Expense	7,092	8,333	(1,241)	70,731	83,333	(12,602)	100,000
16110	Tap Connection Expense	10,905	3,333	7,572	69,116	33,333	35,783	40,000
16130	Maintenance & Repairs	25,292	20,833	4,459	220,186	208,333	11,853	250,000
16140	Chemicals	32	500	(468)	1,604	5,000	(3,396)	6,000
16150	Laboratory Expense	480	750	(270)	4,317	7,500	(3,183)	9,000
16160	Utilities	618	4,167	(3,549)	29,261	41,667	(12,406)	50,000
16210	Inspection Expense	1,555	1,667	(112)	5,702	16,667	(10,965)	20,000
16234	Water Authority Pumpage-COA	0	9,583	(9,583)	78,688	95,833	(17,146)	115,000
16235	Water Authority Pumpage Fees	616	35,417	(34,800)	263,627	354,167	(90,539)	425,000
16236	Arcola WWTP Expenses	9,174	20,833	(11,659)	91,518	208,333	(116,816)	250,000
16320	Tax Assessor/Collector Fees	0	2,000	(2,000)	17,548	20,000	(2,452)	24,000
16330	Legal Fees	18,953	16,667	2,286	129,262	166,667	(37,405)	200,000
16340	Auditing Fees	0	0	0	21,000	25,000	(4,000)	25,000
16350	Engineering Fees	32,619	25,000	7,619	302,204	250,000	52,204	300,000
16360	Delinquent Tax Attorney Expense	4,783	1,667	3,116	35,348	16,667	18,682	20,000
16370	Election Expense	14	0	14	9,386	8,000	1,386	8,000
16380	Permit Expense	0	0	0	0	0	0	6,000
16390	Telephone Expense	317	150	167	1,992	1,500	492	1,800
16410	Sales Tax Tracking	0	1,500	(1,500)	1,500	15,000	(13,500)	18,000
16430	Bookkeeping Fees	3,600	3,333	267	33,906	33,333	573	40,000
16455	SB 622 Publications	0	167	(167)	428	1,667	(1,238)	2,000
16460	Printing & Office Supplies	465	2,083	(1,619)	10,113	20,833	(10,720)	25,000
16480	Delivery Expense	62	125	(63)	584	1,250	(666)	1,500
16490	Website Services	1,065	167	898	1,603	1,667	(64)	2,000
16495	Dues & Subscriptions	0	58	(58)	0	583	(583)	700
16520	Postage	734	667	68	7,019	6,667	353	8,000
16530	Insurance & Surety Bond	0	0	0	0	0	0	12,000
16540	Travel Expense	0	417	(417)	177	4,167	(3,990)	5,000
16560	Miscellaneous Expense	70	542	(472)	14,100	5,417	8,683	6,500
16580	Bank Service Charge	60	200	(140)	596	2,000	(1,404)	2,400
16590	Seminar Expense	0	292	(292)	0	2,917	(2,917)	3,500
16600	Payroll Expenses	1,500	1,142	358	9,750	11,417	(1,667)	13,700

**Actual vs. Budget Comparison****October 2020**

			October 2020			January 2020 - October 2020			Annual
			Actual	Budget	Over/(Under)	Actual	Budget	Over/(Under)	Budget
Expenditures									
16620	Payroll Tax Expense		115	104	11	746	1,042	(296)	1,250
Total Expenditures			120,121	161,696	(41,575)	1,432,013	1,649,958	(217,945)	1,991,350
Other Revenues									
15000	Prior Year Surplus		0	0	0	0	0	0	1,430,703
Total Other Revenues			0	0	0	0	0	0	1,430,703
Other Expenditures									
16630	Transfer to CPF		0	0	0	250,640	250,370	270	250,370
16750	Capital Outlay		4,766	4,600	166	131,163	131,200	(37)	250,000
16751	Cap Outlay - Fresno Garden WWCS		0	1,800	(1,800)	1,822,405	1,824,200	(1,795)	1,830,000
16752	Cap Out - Fresno Ranchos Proj		5,312	5,300	12	46,437	46,400	37	50,000
16753	Cap Out - Fresno Grdn WW Plumb		91,666	0	91,666	91,666	0	91,666	0
Total Other Expenditures			101,744	11,700	90,044	2,342,311	2,252,170	90,141	2,380,370
Excess Revenues (Expenditures)			(\$75,111)	(\$46,258)	(\$28,852)	(\$1,004,415)	(\$1,456,953)	\$452,538	\$0

**Balance Sheet**

As of October 31, 2020

	Oct 31, 20
<hr/>	
<b>ASSETS</b>	
Current Assets	
Checking/Savings	
11100 · Cash in Bank	260,399
11110 · Lockbox	3,500
Total Checking/Savings	263,899
Other Current Assets	
11300 · Time Deposits	5,834,830
11500 · Accounts Receivable	246,927
11510 · A/R - Arcola Water	14,128
11515 · A/R Arcola - Capital Recovery	5,000
11520 · Maintenance Tax Receivable	251,590
11580 · Accrued Interest	36,738
11730 · Due From DSF	24,704
Total Other Current Assets	6,413,916
Total Current Assets	6,677,815
<b>TOTAL ASSETS</b>	6,677,815
	<hr/>
<b>LIABILITIES &amp; EQUITY</b>	
Liabilities	
Current Liabilities	
Accounts Payable	
12000 · Accounts Payable	217,007
Total Accounts Payable	217,007
Other Current Liabilities	
12100 · Payroll Liabilities	280
12610 · Customer Meter Deposits	104,194
12630 · Retainage Payable	48,313
12730 · Due To COA-Sewer Collections	6,603
12770 · Unclaimed Property	465
12780 · Deferred Inflows Property Taxes	556,718
Total Other Current Liabilities	716,572
Total Current Liabilities	933,579
Total Liabilities	933,579
Equity	
13010 · Unassigned Fund Balance	6,748,652
Net Income	(1,004,415)
Total Equity	5,744,236
<b>TOTAL LIABILITIES &amp; EQUITY</b>	6,677,815
	<hr/>

**District Debt Service Payments**

11/01/2020 - 12/31/2021

<b>Paying Agent</b>	<b>Series</b>	<b>Date Due</b>	<b>Date Paid</b>	<b>Principal</b>	<b>Interest</b>	<b>Total Due</b>
<b>Debt Service Payment Due 02/15/2021</b>						
Wells Fargo Bank, NA	2006A - WS&D	02/15/2021		0.00	38,672.50	38,672.50
Wells Fargo Bank, NA	2008 - WS&D	02/15/2021		0.00	5,186.50	5,186.50
Wells Fargo Bank, NA	2010 - WS&D	02/15/2021		0.00	5,458.75	5,458.75
Amegy Bank of Texas	2015 - WS&D	02/15/2021		0.00	132,063.50	132,063.50
Amegy Bank of Texas	2016 - Refunding	02/15/2021		0.00	60,150.00	60,150.00
Amegy Bank of Texas	2017 - Refunding	02/15/2021		0.00	106,100.00	106,100.00
Bank of New York	2019 - WS&D	02/15/2021		0.00	31,202.50	31,202.50
Amegy Bank of Texas	2020 - Refunding	02/15/2021		0.00	69,156.25	69,156.25
<b>Total Due 02/15/2021</b>				<b>0.00</b>	<b>447,990.00</b>	<b>447,990.00</b>
<b>Debt Service Payment Due 08/15/2021</b>						
Wells Fargo Bank, NA	2006A - WS&D	08/15/2021		370,000.00	38,672.50	408,672.50
Wells Fargo Bank, NA	2008 - WS&D	08/15/2021		230,000.00	5,186.50	235,186.50
Wells Fargo Bank, NA	2010 - WS&D	08/15/2021		145,000.00	5,458.75	150,458.75
Wells Fargo Bank, NA	2010A - WS&D	08/15/2021		30,000.00	0.00	30,000.00
Amegy Bank of Texas	2015 - WS&D	08/15/2021		190,000.00	132,063.50	322,063.50
Amegy Bank of Texas	2016 - Refunding	08/15/2021		180,000.00	60,150.00	240,150.00
Amegy Bank of Texas	2017 - Refunding	08/15/2021		10,000.00	106,100.00	116,100.00
Bank of New York	2019 - WS&D	08/15/2021		40,000.00	31,202.50	71,202.50
Amegy Bank of Texas	2020 - Refunding	08/15/2021		40,000.00	69,156.25	109,156.25
<b>Total Due 08/15/2021</b>				<b>1,235,000.00</b>	<b>447,990.00</b>	<b>1,682,990.00</b>
<b>District Total</b>				<b>\$1,235,000.00</b>	<b>\$895,980.00</b>	<b>\$2,130,980.00</b>

**Fort Bend County Fresh Water Supply District No. 1**

**Summary of Money Market Funds**

11/18/2020 - 12/17/2020

**INTERNAL USE ONLY**

**Fund: Operating**

**Financial Institution: TEXAS CLASS**

**Account Number: TX-01-0857-0002    Date Opened: 03/17/2020    Current Interest Rate: 0.13%**

Date	Description	Begin Balance	Cash Added	Cash Withdrawn	Int. Earned	End Balance
11/18/2020		3,319,533.24				
11/23/2020	TO CHECKING			(30,000.00)		
11/24/2020	WT TO PLAINS CD XXXX1329			(240,000.00)		
11/24/2020	WT TO WALLIS CD XXXX0319			(240,000.00)		
11/27/2020	VERITEX CDXXX0266 INTEREST		4,320.00			
11/30/2020	Int				382.01	
12/17/2020	From DSF BBVA MM - Tax Xfer		25,986.63			
12/17/2020	To Checking			(250,000.00)		
<b>Totals for Account TX-01-0857-0002:</b>		<u>\$3,319,533.24</u>	<u>\$30,306.63</u>	<u>(\$760,000.00)</u>	<u>\$382.01</u>	<u>\$2,590,221.88</u>
<b>Totals for Operating Fund:</b>		<u><u>\$3,319,533.24</u></u>	<u><u>\$30,306.63</u></u>	<u><u>(\$760,000.00)</u></u>	<u><u>\$382.01</u></u>	<u><u>\$2,590,221.88</u></u>

**Methods Used For Reporting Market Values**

Certificates of Deposits:	Face Value Plus Accrued Interest
Securities/Direct Government Obligations:	Market Value Quoted by the Seller of the Security and Confirmed in Writing <sup>11</sup>
Public Fund Investment Pool/MM Accounts:	Balance = Book Value = Current Market

**Fort Bend County Fresh Water Supply District No. 1**

**Summary of Money Market Funds**

11/18/2020 - 12/17/2020

**INTERNAL USE ONLY**

**Fund: Capital Projects**

**Financial Institution: BOK Financial**

**Account Number: 82-0880-01-1    Date Opened: 12/31/2017    Current Interest Rate: 0.88%**

Date	Description	Begin Balance	Cash Added	Cash Withdrawn	Int. Earned	End Balance
11/18/2020		2,085,374.39				
11/30/2020	Int				17.48	
<b>Totals for Account 82-0880-01-1:</b>		\$2,085,374.39			\$17.48	\$2,085,391.87

**Financial Institution: TEXAS CLASS**

**Account Number: TX-01-0857-0001    Date Opened: 03/17/2020    Current Interest Rate: 0.13%**

Date	Description	Begin Balance	Cash Added	Cash Withdrawn	Int. Earned	End Balance
11/18/2020		82,463.97				
11/30/2020	Int				10.75	
12/17/2020	To Checking			(1,945.14)		
<b>Totals for Account TX-01-0857-0001:</b>		\$82,463.97		(\$1,945.14)	\$10.75	\$80,529.58
<b>Totals for Capital Projects Fund:</b>		\$2,167,838.36		(\$1,945.14)	\$28.23	\$2,165,921.45

**Methods Used For Reporting Market Values**

Certificates of Deposits:	Face Value Plus Accrued Interest
Securities/Direct Government Obligations:	Market Value Quoted by the Seller of the Security and Confirmed in Writing <sup>12</sup>
Public Fund Investment Pool/MM Accounts:	Balance = Book Value = Current Market

**Fort Bend County Fresh Water Supply District No. 1**

**Summary of Money Market Funds**

11/18/2020 - 12/17/2020

**INTERNAL USE ONLY**

**Fund: Debt Service**

**Financial Institution: BBVA USA-DEBT**

**Account Number: 6711045145    Date Opened: 12/31/2017    Current Interest Rate: 0.10%**

Date	Description	Begin Balance	Cash Added	Cash Withdrawn	Int. Earned	End Balance
11/18/2020		151,117.54				
11/30/2020	Int				13.51	
11/30/2020	Service Charge			(13.51)		
11/30/2020	Tax Collections 11/20		18,089.86			
11/30/2020	Tax Collections Adjustments		1,145.28			
12/17/2020	Xfer to GOF - 11/20 Tax			(25,986.63)		
<b>Totals for Account 6711045145:</b>		<u>\$151,117.54</u>	<u>\$19,235.14</u>	<u>(\$26,000.14)</u>	<u>\$13.51</u>	<u>\$144,366.05</u>

**Financial Institution: TEXAS CLASS**

**Account Number: TX-01-0857-0004    Date Opened: 04/09/2020    Current Interest Rate: 0.13%**

Date	Description	Begin Balance	Cash Added	Cash Withdrawn	Int. Earned	End Balance
11/18/2020		82,234.81				
11/30/2020	Int				10.04	
<b>Totals for Account TX-01-0857-0004:</b>		<u>\$82,234.81</u>			<u>\$10.04</u>	<u>\$82,244.85</u>
<b>Totals for Debt Service Fund:</b>		<u><u>\$233,352.35</u></u>	<u><u>\$19,235.14</u></u>	<u><u>(\$26,000.14)</u></u>	<u><u>\$23.55</u></u>	<u><u>\$226,610.90</u></u>

**Methods Used For Reporting Market Values**

Certificates of Deposits:	Face Value Plus Accrued Interest
Securities/Direct Government Obligations:	Market Value Quoted by the Seller of the Security and Confirmed in Writing <sup>13</sup>
Public Fund Investment Pool/MM Accounts:	Balance = Book Value = Current Market



**Fort Bend County Fresh Water Supply District No. 1**  
**Cash Flow Forecast**

	<u>Dec-21</u>	<u>Dec-22</u>	<u>Dec-23</u>	<u>Dec-24</u>	<u>Dec-25</u>
Assessed Value	\$412,931,570	\$412,931,570	\$412,931,570	\$412,931,570	\$412,931,570
Maintenance Tax Rate	\$0.41	\$0.41	\$0.41	\$0.41	\$0.41
Maintenance Tax	\$1,659,159	\$1,659,159	\$1,659,159	\$1,659,159	\$1,659,159
% Change in Water Rate	3.00%	3.00%	3.00%	3.00%	3.00%
% Change in Sewer Rate	3.00%	3.00%	3.00%	3.00%	3.00%
% Change in NFBWA	10.00%	10.00%	10.00%	10.00%	10.00%
% Change in Expenses	5.00%	5.00%	5.00%	5.00%	5.00%
<b>Beginning Cash Balance</b>	<b>\$5,764,938</b>	<b>\$6,920,483</b>	<b>\$6,034,254</b>	<b>\$7,621,387</b>	<b>\$9,196,260</b>
<b><u>Revenues</u></b>					
Maintenance Tax	\$1,659,159	\$1,659,159	\$1,659,159	\$1,659,159	\$1,659,159
Water Revenue	567,984	585,024	602,574	620,651	639,271
Sewer Revenue	176,349	181,639	187,089	192,701	198,482
NFBWA Revenue	426,135	468,749	515,623	567,186	623,904
Additional Revenue	548,451	575,873	604,667	634,901	666,646
	<u>\$3,378,078</u>	<u>\$3,470,444</u>	<u>\$3,569,112</u>	<u>\$3,674,598</u>	<u>\$3,787,462</u>
<b><u>Expenses</u></b>					
NFBWA Expense	\$349,516	\$384,468	\$422,914	\$465,206	\$511,726
Other Expenses	1,368,767	1,437,205	1,509,066	1,584,519	1,663,745
	<u>\$1,718,283</u>	<u>\$1,821,673</u>	<u>\$1,931,980</u>	<u>\$2,049,725</u>	<u>\$2,175,471</u>
<b>Net Surplus</b>	<b>\$1,659,795</b>	<b>\$1,648,771</b>	<b>\$1,637,132</b>	<b>\$1,624,873</b>	<b>\$1,611,991</b>
<b><u>Other Revenues/Expenses</u></b>					
Transfer to CPF	\$0	\$0	\$0	\$0	\$0
Capital Outlay	50,000	50,000	50,000	50,000	50,000
Fresno Gardens WW Collection System	0	0	0	0	0
Fresno Gardens N. Sub WW Plumbing	220,000	0	0	0	0
Gateway Acres Sub. WW Collection System	80,000	0	0	0	0
Gateway Acres Sub. WW Plumbing	0	1,000,000	0	0	0
Fresno Ranchos Sub WW LS & FM	85,000	0	0	0	0
FN 521 WL Adjustment	0	800,000	0	0	0
Payment to COA for 500 ESFC in FW WP #1	0	635,000	0	0	0
WP #1 Rehab Work	49,250	0	0	0	0
Addtn of 3rd LP @ Tellevue Terrace LS	20,000	0	0	0	0
Emergency Interconnect w/ BC MUD 21	0	50,000	0	0	0
	<u>\$504,250</u>	<u>\$2,535,000</u>	<u>\$50,000</u>	<u>\$50,000</u>	<u>\$50,000</u>
<b>Ending Cash Balance</b>	<b><u>\$6,920,483</u></b>	<b><u>\$6,034,254</u></b>	<b><u>\$7,621,387</u></b>	<b><u>\$9,196,260</u></b>	<b><u>\$10,758,251</u></b>
Operating Reserve % of Exp (Ideal is at least 100%)	402.76%	331.25%	394.49%	448.66%	494.53%

# Fort Bend County Fresh Water Supply District No. 1

## 2021 AWBD Mid-Winter Conference Friday, January 29 - Saturday, January 30, 2021 JW Marriott - Austin, TX

\*\*\* VIRTUAL CONFERENCE ONLY \*\*\*

DIRECTOR		CONFERENCE REGISTRATION		ADVANCE	PRIOR CONFERENCE EXPENSES
Name	Attending	Online	Paid	Paid	Paid
Calvin Casher	Yes	Yes			Yes
Gregory Fleck					NA
Paul Hamilton					NA
Rosa Linda Medina					Yes
Rodrigo Carreon					NA

Note: Register on-line [www.awbd-tx.org](http://www.awbd-tx.org) (For log in assistance, contact Taylor Cavnar: [tcavnar@awbd-tx.org](mailto:tcavnar@awbd-tx.org))

This page only confirms registration for the conference, not hotel registrations.

All hotel reservations are the sole responsibility of each attendee.

Your conference registration confirmation will contain a housing reservation request web link.

The link will require the registration number from your conference registration before you can reserve a room.

All requests for an advance of funds must be sent via email to the bookkeeper within 30 days of conference.

### VIRTUAL REGISTRATION DATES:

Regular Registration:	Begins	10/01/20	\$230
Late Registration:	Begins	12/17/20	\$330

### CANCELLATION POLICY:

All cancellations must be made in writing.

A \$50.00 administrative fee is assessed for each conference registration cancelled on or before 12/16/2020.

There will be no refunds after 12/16/2020.

All registrations are non-transferable.

### HOUSING INFORMATION:

Hotel reservations are only available to attendees who are registered with AWBD-TX for the Conference.

If you have questions, please call Taylor Cavnar or Sara Albright at (281) 350-7090.

**Fort Bend County FWSD # 1  
Proposed 2021 Budget**

	<b>9 Month Actuals</b>	<b>12 Month Projections</b>	<b>Adopted 2020 Budget</b>	<b>Proposed 2021 Budget</b>
<b>Revenues</b>				
14110 · Water - Customer Service Revenue	470,207	540,937	500,000	567,984
14112 · Regional Water Authority Fees	348,066	405,843	340,000	426,135
14140 · Connection Fees	8,118	9,741	7,500	9,839
14150 · Tap Connections	110,163	132,196	50,000	133,000
14160 · Service Application Fees	1,000	1,000	3,000	1,010
14210 · Sewer - Customer Service Fee	145,503	174,603	150,000	176,349
14220 · Inspection Fees	8,127	10,836	12,000	10,944
14310 · Penalties & Interest	18,753	22,504	26,000	26,000
14330 · Miscellaneous Income	26,465	31,758	1,000	32,076
14340 · Delinquent Tax Attorney Fees	35,348	42,418	20,000	0
14350 · Maintenance Tax Collections	1,235,535	1,482,642	1,525,767	1,659,159
14351 · Penalty & Interest on Tax	42,649	51,179	35,000	51,691
14365 · Interest Earned on Checking	427	512	750	517
14370 · Interest Earned on Temp. Invest	84,904	94,904	60,000	23,920
14410 · Water Plant Operations COA	173,643	193,643	150,000	199,452
14420 · Arcola Capital Recovery	50,000	60,000	60,000	60,000
<b>Total Revenues</b>	<b>2,758,908</b>	<b>3,254,717</b>	<b>2,941,017</b>	<b>3,378,078</b>
<b>Expenditures</b>				
16105 · Operator Expense	70,731	84,878	100,000	100,000
16110 · Tap Connection Expense	69,116	82,940	40,000	83,000
16130 · Maintenance & Repairs	220,186	264,223	250,000	199,735
16140 · Chemicals	1,604	1,924	6,000	1,943
16150 · Laboratory Expense	4,317	5,181	9,000	5,232
16160 · Utilities	29,261	35,113	50,000	35,464
16210 · Inspection Expense	5,702	6,842	20,000	6,911
16234 · Water Authority Pumpage-COA	78,688	94,425	115,000	105,369
16235 · Water Authority Pumpage Fees	263,627	316,353	425,000	349,516
16236 · Arcola WWTP Expenses	91,518	109,821	250,000	113,116
16320 · Tax Assessor/Collector Fees	17,548	24,682	24,000	24,929
16330 · Legal Fees	129,262	155,114	200,000	200,000
16340 · Auditing Fees	21,000	21,000	25,000	21,840
16350 · Engineering Fees	302,204	362,645	300,000	350,000
16360 · Delinquent Tax Attorney Expense	35,348	42,418	20,000	0
16370 · Election Expense	9,386	9,386	8,000	0
16380 · Permit Expense	0	6,000	6,000	6,060
16390 · Telephone Expense	1,992	2,390	1,800	2,462
16410 · Sales Tax Tracking	1,500	1,500	18,000	1,500
16430 · Bookkeeping Fees	33,906	40,000	40,000	40,000
16440 · Mowing Expense	0	0	0	2,200
16455 · SB 622 Publications	428	2,000	2,000	2,000
16460 · Printing & Office Supplies	10,113	12,136	25,000	12,257
16480 · Delivery Expense	584	701	1,500	708
16490 · Website Services	1,603	1,924	2,000	2,000
16495 · Dues & Subscriptions	0	0	700	0
16520 · Postage	7,019	8,423	8,000	8,507
16530 · Insurance & Surety Bond	0	11,492	12,000	12,000
16540 · Travel Expense	177	177	5,000	1,000
16560 · Miscellaneous Expense	14,100	16,920	6,500	7,339
16580 · Bank Service Charge	596	715	2,400	722
16590 · Seminar Expense	0	0	3,500	0
16600 · Payroll Expenses	9,750	11,700	13,700	11,817
16620 · Payroll Tax Expense	746	895	1,250	904
16630 · Arbitrage Expense	0	0	0	9,750
<b>Total Expenditures</b>	<b>1,432,013</b>	<b>1,733,918</b>	<b>1,991,350</b>	<b>1,718,283</b>
<b>Other Expenditures</b>				
16630 · Transfer to CPF	250,640	250,640	250,370	0
16650 · Capital Outlay	131,163	174,885	250,000	50,000
16751 · Capital Outlay - Fresno Garden WWCS	1,824,191	1,830,000	1,830,000	0
16752 · Capital Outlay - Fresno Ranchos Proj	46,437	50,000	50,000	85,000
16753 · Cap Out - Fresno Gardens WW Plumbing	89,880	89,880	0	220,000
16754 · Cap Out - Gateway Acres WWCS	0	0	0	80,000
16755 · Cap Out - WP #1 Rehab Work	0	0	0	49,250
16756 · Cap Out - LP #3 Addition @ TT LS	0	0	0	20,000
<b>Total Other Expenditures</b>	<b>2,342,311</b>	<b>2,395,404</b>	<b>2,380,370</b>	<b>504,250</b>
<b>Prior Year Surplus</b>	<b>1,015,416</b>	<b>825,217</b>	<b>1,430,703</b>	<b>0</b>
<b>Net Surplus/(Deficit)</b>	<b>0</b>	<b>(49,388)</b>	<b>(0)</b>	<b>1,155,544</b>
<b>Debt Service Tax Revenue</b>				

TAX YEAR 2020				TAX YEAR 2019					
	DSF	M&O	TOTAL	DSF	M&O	TOTAL	GRAND	TOTAL	
Percent	0.5900	0.4100	2020	0.5700	0.4300	2019	DSF	MAINT	TOTAL
PRIOR YEAR COLLECTIONS:									
Jan 2020									
TAXES	-	-	-	1,113,546.20	840,043.63	1,953,589.83	1,123,086.03	849,555.47	1,972,641.50
PENALTY	-	-	-	-	-	-	2,799.30	2,774.29	5,573.59
							1,125,885.33	852,329.76	1,978,215.09
Feb 2020									
TAXES	-	-	-	171,078.47	129,059.19	300,137.66	242,258.52	172,588.75	414,847.27
PENALTY	-	-	-	5,398.66	4,072.68	9,471.34	10,493.97	7,081.69	17,575.66
							252,752.49	179,670.44	432,422.93
Mar 2020									
TAXES	-	-	-	53,318.92	40,223.05	93,541.97	59,098.13	45,999.99	105,098.12
PENALTY	-	-	-	4,124.00	3,111.09	7,235.09	5,836.30	4,819.85	10,656.15
							64,934.43	50,819.84	115,754.27
Apr 2020									
TAXES	-	-	-	23,142.33	17,458.25	40,600.58	24,996.45	19,310.09	44,306.54
PENALTY	-	-	-	2,061.03	1,554.81	3,615.84	2,580.77	2,070.96	4,651.73
							27,577.22	21,381.05	48,958.27
May 2020									
TAXES	-	-	-	61,377.10	46,302.03	107,679.13	66,716.74	51,612.05	118,328.79
PENALTY	-	-	-	7,046.37	5,315.69	12,362.06	8,879.91	7,121.52	16,001.43
							75,596.65	58,733.57	134,330.22
Jun 2020									
TAXES	-	-	-	41,529.13	31,329.00	72,858.13	46,332.43	36,117.65	82,450.08
PENALTY	-	-	-	5,613.96	4,235.10	9,849.06	7,028.25	5,633.83	12,662.08
							53,360.68	41,751.48	95,112.16
Jul 2020									
TAXES	-	-	-	28,899.17	21,801.12	50,700.29	33,571.53	25,918.58	59,490.11
PENALTY	-	-	-	4,091.41	3,086.50	7,177.91	6,719.68	5,313.15	12,032.83
							40,291.21	31,231.73	71,522.94
Aug 2020									
TAXES	-	-	-	14,721.25	11,105.51	25,826.76	18,148.91	14,501.14	32,650.05
PENALTY	-	-	-	2,438.12	1,839.29	4,277.41	3,698.85	3,062.08	6,760.93
							21,847.76	17,563.22	39,410.98
Sep 2020									
TAXES	-	-	-	8,594.18	6,483.33	15,077.50	10,239.38	8,115.12	18,354.50
PENALTY	-	-	-	1,651.84	1,246.13	2,897.97	2,194.71	1,776.67	3,971.38
							12,434.09	9,891.79	22,325.88
Oct 2020									
TAXES	-	-	-	11,495.97	8,672.39	20,168.36	14,645.33	11,816.39	26,461.72
PENALTY	-	-	-	2,315.44	1,746.73	4,062.17	3,570.52	2,995.39	6,565.91
							18,215.85	14,811.78	33,027.63
Nov 2020									
TAXES	26,871.27	18,673.26	45,544.53	4,644.09	3,503.44	8,147.53	33,794.14	24,427.47	58,221.61
PENALTY	-	-	-	984.04	742.34	1,726.38	1,830.34	1,558.86	3,389.20
							35,624.48	25,986.33	61,610.81
Dec 2020									
TAXES	-	-	-	-	-	-	-	-	-
PENALTY	-	-	-	-	-	-	-	-	-
							-	-	-
TOTALS	26,871.27	18,673.26	45,544.53	1,568,071.69	1,182,931.28	2,751,002.97	1,728,520.19	1,304,170.99	3,032,691.18
TAXES	26,871.27	18,673.26	45,544.53	1,532,346.81	1,155,980.93	2,688,327.74	1,672,887.59	1,259,962.70	2,932,850.29
PENALTY	-	-	-	35,724.88	26,950.35	62,675.23	55,632.60	44,208.29	99,840.89
Totals	26,871.27	18,673.26	45,544.53	1,568,071.69	1,182,931.28	2,751,002.97	1,728,520.19	1,304,170.99	3,032,691.18

TAX DUE @	DSF	M&O	TOTAL	DSF	M&O	TAX DUE	COLL %	CURRENT TAX DUE	
PRIOR YEARS				194,459.41	149,360.89	343,820.30		2,803,130.28	4,772,791.57
1/31/2020	2,062,851.04	1,556,185.88	3,619,036.92	126,032.01	95,076.78	221,108.79	93.89%	1,969,661.29	
1/31/2021	2,509,510.14	1,743,896.87	4,253,407.01	2,482,638.86	1,725,223.62	4,207,862.48	1.07%		

Deferral Operating 2019	305,127.79
Deferral Debt 2019	404,472.61
Debt Collections CFY (Defer)	26,871.27
Operating Collections CFY (Defer)	18,673.26
Total DSF Collections	2,050,488.93
Total Op Collections	1,546,417.23
Total DSF Deferral	2,830,001.55
Total Op Deferral	1,988,334.55



December 14, 2020

Board of Directors  
Fort Bend County Freshwater Supply District #1  
c/o Sanford Kuhl Hagan Kugle Parker Kahn LLP  
1980 Post Oak Boulevard, Suite 1380  
Houston, TX 77056

Re: Fort Bend County Freshwater Supply District #1 – December 2020 Board of Directors Meeting

Dear Board Members:

Following is the status report on Fort Bend County FWSD#1 No. 1 projects:

Agenda Item No. 6 – Engineer's Report:

**(a) Report on status of projects:**

- i) Fresno Gardens North Subdivision Wastewater Plumbing Contract (currently 67 properties included)
  - Project is currently under construction...all homes within project have been connected to District's wastewater collection system...Contractor is currently in process of decommissioning remaining septic tanks and working on addressing punchlist items
  - Request Board approval of Pay Application No. 1 from T Construction for construction of project for \$80,892.00
  - Request Board approval of Invoice No. 2 from Geotest for material testing services for \$1,596.40
  - Anticipate construction activities to be completed in January and all final paperwork completed in February
- ii) Water Plant #2
  - Contract documents have been executed and provided to TWDB for their approval...DA is in process of finalizing the COI with B-5 Construction Co...once both the TWDB and DA approve documents a pre-construction meeting for the project can be scheduled and a Notice to Proceed date set
  - Request Board's approval of proposal from Preventive Services for performing coating inspections for the project for \$8,900.00
  - Request Board's approval of proposal from Terracon for performing material testing services for the project for \$28,074.00
  - Anticipated Schedule:
    - o January 2021 – March 2022 - Construction
  - District Est. Water Conn. Timeline (FBCFWSD#1 WP#1 Conn. Capacity = 1,750)
    - End of 2020 = 1,675
    - End of 2021 = 1,750
- iii) Water Plant #1 Recoat Work (Recoat Internal Surface of HPTs and Floor of GST#1)
  - Contract documents have been executed...DA is in process of finalizing payment bond and COI with A&H Coating Services LLC, which needs to be finalized in December
  - Anticipate work taking place January thru March of next year
- iv) Televue Terrace Subdivision Lift Station Upgrades
  - EDP currently in process of adding 3<sup>rd</sup> lift pump to lift station...EDP to provide status update in their report
  - Current lift station, with 2 pumps, is capable of conveying wastewater for 630 ESFCs...With addition of 3<sup>rd</sup> pump the lift station should be capable of conveying wastewater for over 800 ESFCs

- v) Gateway Acres Subdivision Wastewater Collection System
  - Jacobs currently in process of completing construction documents for project
  - The new District wastewater loan will need to be secured prior to starting construction of this project
- vi) Fresno Ranchos Subdivision Wastewater Lift Station and Force Main
  - Reference Gateway Acres Subdivision Wastewater Collection System status
- vii) Gateway Acres Subdivision Wastewater Plumbing Contract
  - townhall meetings will be conducted once the public wastewater lines for this area are under construction

**(b) Authorize Engineer to Prepare Plans and Specifications for Water/Wastewater Projects**

- no action items

**(c) Report on status of project funding and take necessary action related thereto.**

- Project One-Year Warranty Expiration Dates
  - Fresno Gardens N Sub WW Collection System...06/17/2021
- 2015 TWDB DFUND Loan...remaining funds will be used for the Water Plant No. 2 project
- 4<sup>th</sup> TWDB DFUND Loan (\$1.745M)...funds will be used to complete the Water Plant No. 2 project
- 2021 TCEQ Loan (estimated at \$10.45M) – loan will secure funds for the completion of a) Gateway Acres Sub WW Collection System project b) Fresno Ranchos Sub LS and FM project, and c) CoA WWTP Expansion project...Received estimated cost information from CoA regarding the WWTP Expansion project, which information is currently under review
- FBC CDBG Funds...will apply once Gateway Acres Subdivision WW Plumbing project is underway...applications for funds are typically received in March of each year

**(d) Projections for District Water and Wastewater Projects**

- request Board approval to update information every January and July

**(e) Discuss Emergency Preparedness Plan and take any necessary action related thereto**

- review EPP in April each year to determine if any updates are required

(f) **Status of Non-Residential Applications for Water Service –**

<b>Currently 43 Non-Residential Connections:</b>	
<b>4320 Doreen Avenue (Multi-Family Dwelling)</b>	<b>Interconnect with FBCMUD23</b>
<b>293 Teakwood Avenue (Multi-Family Dwelling)</b>	<b>La Fresno Food Mart</b>
<b>297 Teakwood Avenue (Multi-Family Dwelling)</b>	<b>Lou's Back Porch</b>
<b>Church of God of Prophecy</b>	<b>LT No Limits</b>
<b>Crossroad Market</b>	<b>Mustang Community Center</b>
<b>Dollar General</b>	<b>MVP Auto Parts (Domestic &amp; FW)</b>
<b>Enriguez Tire Shop (East Palm)</b>	<b>New Quality Life Ministries (Church)</b>
<b>FBC Water Connection at Water Plant</b>	<b>New Quality Life Ministries (Restaurant)</b>
<b>First Baptist Church of Fresno (Domestic &amp; FW)</b>	<b>Papa Nick's BBQ Kitchen – Mobile Food Truck</b>
<b>Fresno Market – FM521 (Domestic &amp; Irrigation)</b>	<b>PMC International Tire Shop</b>
<b>Fresno Motor</b>	<b>Richard Martini-Rental Livestock Pasture</b>
<b>Fresno Mount Corinth Baptist Church</b>	<b>Robbins Nest for Children (Domestic &amp; FW)</b>
<b>Fresno Volunteer Fire Department</b>	<b>St. James Knanaya Church – Fire Tap</b>
<b>F&amp;R Tax</b>	<b>Swingby#3 Gas Station (Domestic &amp; Irrigation)</b>
<b>Gulf Coast LP Gas Company</b>	<b>Teleview Terrace Subdivision Lift Station</b>
<b>HEFCO Enterprises</b>	<b>Tiny Toes Academy</b>
<b>Iglesia Bautista Del Calvario Church</b>	<b>Tire Shop at 1739A Trammel Fresno</b>
<b>Iglesia Principe De Paz Church</b>	<b>Valero Gas Station</b>
<b>Interconnect with City of Arcola</b>	<b>Welcome Foods</b>

<b>Connections Pending</b>	
<b>Stop N' Grubb (Mobile Food Truck at 3502 Jan Street)</b>	
- EDP to provide update regarding connection...per EDP, tap letter provided to customer	
<b>St. Peters &amp; St. Pauls Orthodox Church of Houston (3114 Illinois St)</b>	
- EDP to provide update regarding connection...per EDP, tap letter provided to customer	

<b>Processing Application</b>	
<b>Fresno Food Mart (1293 Trammel Fresno Road)</b>	
- received updated drawings from customer and provided additional comments for them to resolve on 09/12/19...original application date of 12/11/18...customer is still working with FBC Engineering and Drainage regarding their plans, including the approval of their on-site wastewater treatment system...customer anticipates full approval of these plans by the end of this year	
<b>St. James Knanaya Church (Ave C)</b>	
- waiting for customer to provide plumber's info	
<b>Quality Paint and Body (Pecan Street)</b>	
- waiting for customer to provide plumber's info	
<b>General Office Space (514 Pecan Street)</b>	
- waiting for customer to provide plumber's info	

### Status of Non-Residential Applications for Wastewater Service –

<b>Currently 9 Non-Residential Connections:</b>	
<b>4320 Doreen Avenue (Multi-Family Dwelling)</b>	<b>Fresno Volunteer Fire Department</b>
<b>293 Teakwood Avenue (Multi-Family Dwelling)</b>	<b>Mustang Comm Center (<i>minus field bathrooms</i>)</b>
<b>297 Teakwood Avenue (Multi-Family Dwelling)</b>	<b>New Quality Life Ministries (Church)</b>
<b>Church of God of Prophecy</b>	<b>New Quality Life Ministries (Restaurant)</b>
<b>First Baptist Church of Fresno</b>	

<b>Connections Pending</b>	

<b>Processing Application</b>	
<b>Quality Paint and Body (Pecan Street)</b> - waiting for customer to provide plumber's info	
<b>General Office Space (514 Pecan Street)</b> - waiting for customer to provide plumber's info	

**(g) Trammel Fresno Road Widening Project**

- update from EDP and DA regarding payment being received from roadway contractor as a result to them damaging District waterline

**(h) Potential Emergency Water Interconnect with BCMUD21**

- conducted phone conversation with LJA (Bill Ehler), engineer for BCMUD21, on December 2016 regarding potential emergency water interconnect between our districts
- possible location for interconnect would be at east end of Renfro Burford Road
- BCMUD21 would be interested in pursuing interconnect (50/50 cost split) once FBCFWS#1 completes its 2<sup>nd</sup> Water Plant

**(i) Emergency Water Interconnect with Charleston MUD –** Waiting for CoA to provide status of project and to provide District record drawings once project has been constructed...DA to discuss any new updates on this matter resulting from letter sent to CoA

**(j) Status of New CoA WP –** CoA anticipates water plant being completed by mid-2022

**(k) Status of CoA WWTP Expansion Project (increasing capacity from 0.675 MGD to 0.95 MGD...the District would be receiving an additional 100,000 GPD through this expansion) –**

Per DA's conversation with Llarance Turner of CoA in December 2020, the construction package for this project should be completed 2/3Q of 2021 and construction of the project should start at the end of 2021 and be completed by the end of 2022...CoA still needs to provide the District a letter documenting all of this, as well as, what the District will owe for this expansion project

**(l) FM521 Roadway Widening Project –** 30% Utility Coordination meeting was conducted on November 12<sup>th</sup>...new roadway configuration within District will be a 4 lane, divided roadway with raised median, curb and gutter, with underground storm sewer lines, side swales, and sidewalk...it is anticipated that the roadway design plans will be completed in May 2021 and the project will be under construction in May 2023...Jacobs currently reviewing roadway plans provided to determine locations of District waterlines and forcemain that need to be relocated

Please let me know if you have any questions or comments.

Sincerely,

David C. Dybala, Jr., P.E. - District Engineer - 713-855-1917





Board of Directors  
Fort Bend County F.W.S.D. No. 1

### **Operator's Report for the December 17, 2020 Board Meeting**

#### **Substantial System Repairs and Maintenance**

Distribution System	Installed residential taps & meters: 3 locations 620 E Sycamore St 4109 Lily Ln 3304 A Pennsylvania	\$ 3,200.67
Distribution System	Installed tap & meter for St Paul's Church	\$ 4,000.00
Sanitary Sewer System	Vactor sewage due to plugged system	\$ 10,675.48
Water Plant	Annual chlorinator PM on equipment	\$ 1,897.90
1519 Trammel Fresno	Repaired leaking service line	\$ 7,177.01
326 Broadmore Dr	Repaired sanitary sewer line	\$ 2,573.73

#### **1. Lift Station #1 New Lift Pump #3**

I was authorized at the November meeting to install a third lift pump at lift station #1. This install is in process.

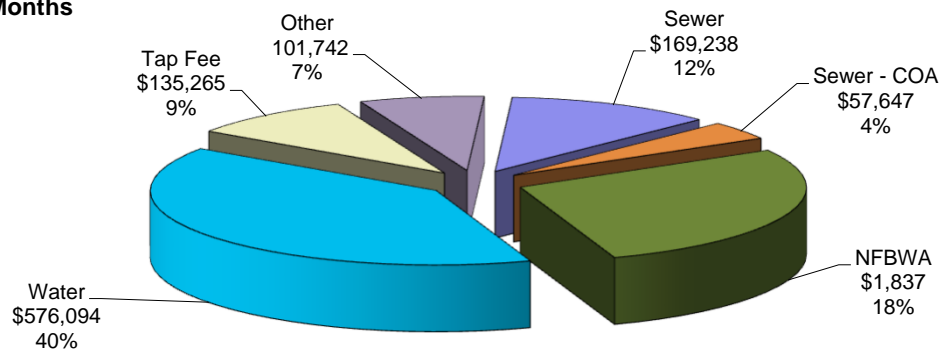
#### **2. Delinquent Accounts and Service Terminations**

Please see attached the list of customers that received delinquent letter by mail and are subject to disconnection of service.

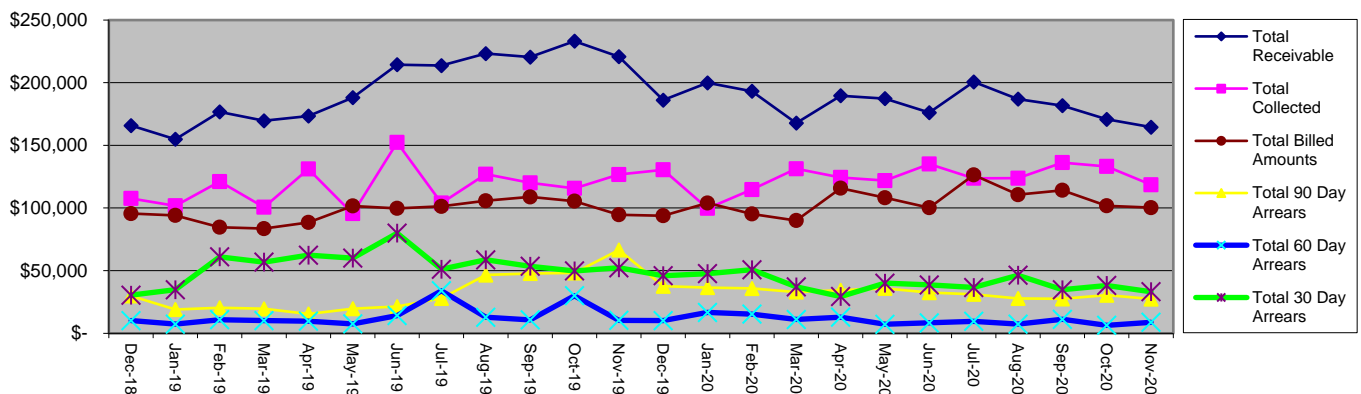
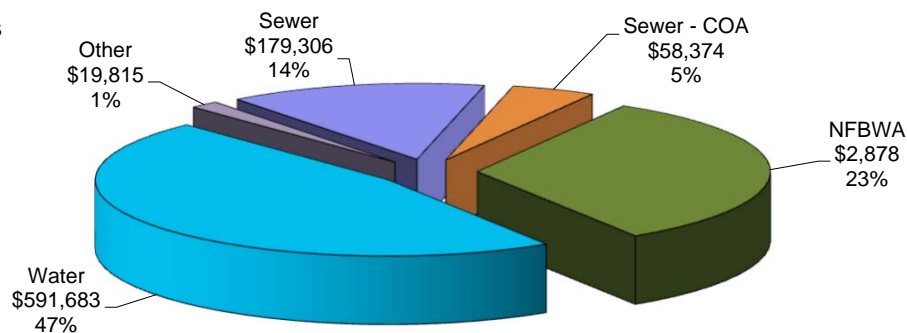
# Fort Bend FWSD No. 1 Utility Billing Summary

	November 13, 2020	October 13, 2020	12 Months
Total Collected	\$ (118,526.55)	\$ (133,138.15)	\$ (1,492,985.85)
Total Billed	\$ 100,257.99	\$ 101,734.06	\$ 1,260,416.52
Tap Fees Received	\$ (7,407.55)	\$ (12,676.99)	\$ (135,265.27)
Total Aged Receivable	\$ 64,284.67	\$ 69,068.32	
Total Receivable	\$ 159,782.49	\$ 165,463.72	
Security Deposit Balance	\$ 104,194.45	\$ 103,367.47	\$ 88,024.00
NFBWA Fee Billed	\$ 31,684.78	\$ 32,221.10	\$ 411,238.63
NFBWA Fee to pay billing cycle	\$ 876.90	\$ -	\$ 420,365.65
Water Sold (gallons)	7,608,000	7,690,000	98,832,800
Water Produced (gallons)	222,000	0	107,249,000
Residential Connections	972	1,011	
Avg per Residential Connection	4,655	4,802	

**Collections, 12 Months**



**Billing, 12 Months**



# Fort Bend FWSD No. 1

## Utility Billing Detail Report

	November 13, 2020	October 13, 2020	November 13, 2019
Beginning Date	10/21/20	09/19/20	10/17/19
Closing Date	11/18/20	10/20/20	11/14/19
No. of Days	28	31	31

<b>Beginning Balance</b>	<b>\$ 165,463.72</b>	<b>\$ 174,603.65</b>	<b>\$ 230,863.83</b>
--------------------------	----------------------	----------------------	----------------------

<b>Adjustments</b>			
Back Charge	\$ 140.63	\$ -	\$ -
Collections	\$ 266.20	\$ 448.28	\$ -
Credit Refund	\$ 337.38	\$ 1,506.21	\$ 1.00
Deposits	\$ 1,294.10	\$ 2,615.19	\$ 2,988.89
Disconnection	\$ 450.00	\$ 750.00	\$ 650.00
Inseptions	\$ 675.00	\$ 975.00	\$ 950.00
Letter Fee	\$ 1,650.00	\$ 1,630.00	\$ 1,650.00
NFBWA	\$ -	\$ 416.39	\$ -
NSF Fee	\$ 30.00	\$ -	\$ 30.00
Penalty	\$ 2,664.98	\$ 3,326.61	\$ 3,331.73
Return Check	\$ 109.14	\$ -	\$ 150.69
Sewer	\$ -	\$ 91.00	\$ -
Tap Fee	\$ 5,100.00	\$ 11,463.12	\$ 14,234.54
Transfer	\$ 175.00	\$ 250.00	\$ 375.00
Unapplied	\$ (328.58)	\$ (1,338.48)	\$ (4,651.19)
Voluntary Fire Dept	\$ (343.42)	\$ (396.10)	\$ (468.00)
Water	\$ -	\$ 250.13	\$ -
Well Permit Fee	\$ 1,300.00	\$ 600.00	\$ (300.00)
Door Hanger Fee	\$ 90.00	\$ 740.00	\$ -
<b>Total Adjustments</b>	<b>\$ 13,610.43</b>	<b>\$ 23,327.35</b>	<b>\$ 18,942.66</b>

<b>Collected Amounts</b>			
Collections	\$ (266.20)	\$ (448.28)	\$ -
Deposits	\$ (1,850.00)	\$ (2,186.21)	\$ (2,763.89)
Disconnection	\$ (455.00)	\$ (450.00)	\$ (474.75)
Door Hanger Fee	\$ (591.00)	\$ (471.00)	\$ -
Grease Trap Inspection	\$ (50.01)	\$ (50.01)	\$ (33.34)
Inspections	\$ (710.00)	\$ (975.00)	\$ (1,160.00)
NFBWA	\$ (32,842.54)	\$ (37,756.73)	\$ (33,355.10)
NSF Fee	\$ -	\$ (46.52)	\$ (30.00)
Penalty	\$ (3,188.60)	\$ (3,281.40)	\$ (3,512.97)
Sewer	\$ (15,255.66)	\$ (14,207.72)	\$ (13,749.83)
Sewer - COA	\$ (4,755.36)	\$ (4,291.36)	\$ (4,857.73)
Tap Fee	\$ (7,407.55)	\$ (12,676.99)	\$ (12,611.49)
Transfer	\$ (175.00)	\$ (300.00)	\$ (350.00)
Voluntary Fire Dept	\$ (1,195.58)	\$ (1,135.90)	\$ (1,001.67)
Water	\$ (46,678.82)	\$ (50,627.85)	\$ (49,422.75)
Well Permit Fee	\$ (300.00)	\$ (600.00)	\$ -
Letter Fee	\$ (1,301.04)	\$ (1,383.73)	\$ (226.74)
Meter Rental	\$ -	\$ -	\$ (120.00)
<b>Total Collected</b>	<b>\$ (117,022.44)</b>	<b>\$ (130,888.70)</b>	<b>\$ (124,017.81)</b>
<b>Overpayments</b>	<b>\$ (1,504.11)</b>	<b>\$ (2,247.45)</b>	<b>\$ (2,713.90)</b>
<b>Total Collected</b>	<b>\$ (118,526.55)</b>	<b>\$ (133,136.15)</b>	<b>\$ (126,731.71)</b>

<b>Deposits Applied</b>	<b>\$ (1,023.10)</b>	<b>\$ (1,065.19)</b>	<b>\$ (2,514.89)</b>
-------------------------	----------------------	----------------------	----------------------

<b>Billed Amounts</b>			
Meter Rental	\$ -	\$ -	\$ 120.00
NFBWA	\$ 31,684.78	\$ 32,221.10	\$ 28,827.63
Sewer	\$ 16,712.00	\$ 15,567.00	\$ 13,556.75
Sewer - COA	\$ 4,878.00	\$ 4,878.00	\$ 4,752.00
Voluntary Fire Dept	\$ -	\$ 1,581.00	\$ 1,504.00
Water	\$ 46,933.20	\$ 47,436.95	\$ 45,770.72
Grease Trap Inspection	\$ 50.01	\$ 50.01	\$ 50.01
<b>Total Billed</b>	<b>\$ 100,257.99</b>	<b>\$ 101,734.06</b>	<b>\$ 94,581.11</b>

<b>Aged Receivable</b>			
Total 90 Day Arrears	\$ 27,390.45	\$ 30,424.43	\$ 66,548.26
Total 60 Day Arrears	\$ 8,779.54	\$ 6,399.01	\$ 10,333.49
Total 30 Day Arrears	\$ 33,154.66	\$ 38,163.79	\$ 52,244.51
Unapplied Credits	\$ (5,039.98)	\$ (5,918.91)	\$ (2,912.61)
Total Aged Receivable	\$ 64,284.67	\$ 69,068.32	\$ 126,213.65
Current Receivable	\$ 95,497.82	\$ 96,395.40	\$ 88,927.35
<b>Total Receivable</b>	<b>\$ 159,782.49</b>	<b>\$ 165,463.72</b>	<b>\$ 215,141.00</b>

### Electronic Payment Stats - Calendar Month

	Oct-20	Sep-20	Oct-19
Check Consolidation	60	68	196
Western Union	0	0	1
Credit Card	744	705	586
ACH	232	224	178
<b>Total</b>	<b>1036</b>	<b>997</b>	<b>961</b>

# Fort Bend FWSD No. 1

## Connection/Active Accounts

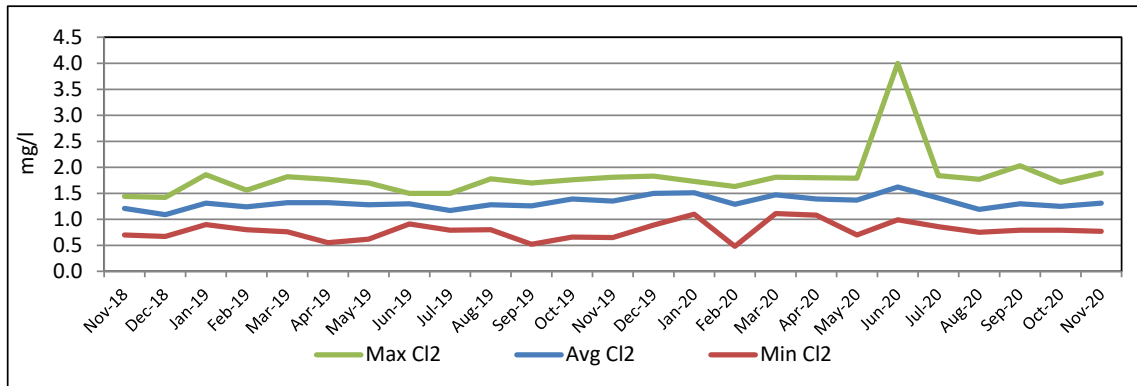
Connection Count	November 13, 2020	October 13, 2020	November 13, 2019
Residential Water Only	972	1011	994
Vacant Residential Water Only	61	56	56
Residential- Full Service	480	442	386
Vacant Residential Full Service	14	13	15
Residential Water Only- Swer Coa	89	89	88
Vacant Residential COA	2	2	2
Fire Line Non - Profit/Tax	4	4	4
Multi-Family	3	3	3
Builder Connection	0	0	0
Builder- Full Service	0	0	0
Builder Deposit	10	11	10
Commercial - Water Only	18	17	16
Commercial- Full Service	0	0	0
3rd Party Backcharge	1	1	3
Com Mfg & Industrial	1	1	1
Com Mfg & Industrial- Full Service	0	0	0
Non-Profit - Fresno VFD	0	0	0
Commerical Irrigation	3	3	3
Ft Bend City- Water Only	1	1	1
Ft Bend Co- Full Service	2	2	1
Ft Bend Co- Water Only	0	0	1
Churches - Water Only	3	3	3
Churches- Full Service	3	3	3
District Meter	1	1	1
Interconnect - No Bill Arcola	1	1	1
<b>Total</b>	<b>1669</b>	<b>1664</b>	<b>1592</b>
Water use per ESFC	288	280	266

### Tap Activity

Month		Month	
Nov-20	4	Nov-19	12
Oct-20	9	Oct-19	5
Sep-20	3	Sep-19	2
Aug-20	2	Aug-19	15
Jul-20	6	Jul-19	3
Jun-20	7	Jun-19	8
May-20	6	May-19	4
Apr-20	9	Apr-19	10
Mar-20	4	Mar-19	7
Feb-20	2	Feb-19	7
Jan-20	5	Jan-19	11
Dec-19	7	Dec-18	1
<b>Total</b>	<b>64</b>		<b>85</b>

# Fort Bend FWSD No. 1 Water Quality Monitoring Report

## Disinfection Monitoring



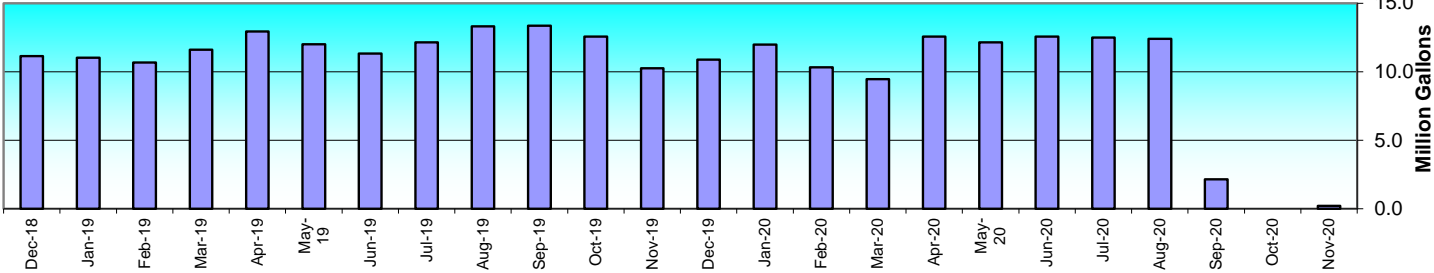
## Maximum Residual Disinfectant Level (MRDL)

Month	Nov-20	Oct-20	Sep-20
# TCR Samples	4	4	4
# Disinfectant Samples	34	35	34
Average Disinfection Res.	1.31	1.25	1.30
Highest Reading	1.89	1.71	2.03
Lowest Reading	0.77	0.79	0.79
# Below Limit	0	0	0
# With None Detected	0	0	0

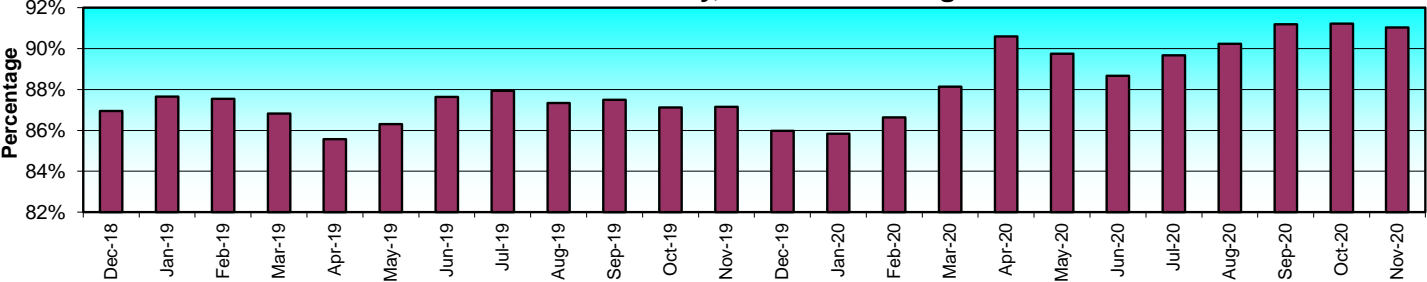
# Fort Bend FWSD No. 1 Water Production Report

Period Ending	Production (MG)	Billed (MG)	Water Sold (MG)	Water Purchased	Total Billed (MG)	Construction (MG)	Water Loss	Accountability (%)	12 Month Avg.
Nov-4-20	0.222	7.608	2.670	11.050	10.278	0.000	0.994	91.2%	91.0%
Oct-7-20	0.000	7.690	2.704	11.400	10.394	0.000	1.006	91.2%	91.2%
Sep-8-20	2.153	9.269	3.250	10.200	12.519	0.000	-0.166	101.3%	91.2%
Aug-7-20	12.415	8.834	2.777	0.000	11.611	0.000	0.804	93.5%	90.2%
Jul-8-20	12.504	10.431	2.544	0.000	12.975	0.000	-0.471	103.8%	89.7%
Jun-8-20	12.563	7.738	2.853	0.000	10.591	0.000	1.972	84.3%	88.7%
May-7-20	12.141	8.593	1.459	0.000	10.052	0.000	2.089	82.8%	89.8%
Apr-7-20	12.565	9.489	2.609	0.000	12.098	0.000	0.467	96.3%	90.6%
Mar-6-20	9.466	6.487	2.090	0.000	8.577	0.000	0.890	90.6%	88.1%
Feb-7-20	10.339	7.183	2.227	0.000	9.410	0.000	0.929	91.0%	86.6%
Jan-7-20	11.988	8.248	2.514	0.000	10.762	0.000	1.226	89.8%	85.8%
Dec-5-19	10.893	7.264	1.093	0.000	8.357	0.000	2.536	76.7%	86.0%
Nov-5-19	10.253	7.450	2.134	0.000	9.584	0.000	0.669	93.5%	87.2%
Oct-7-19	12.573	8.753	2.644	0.000	11.397	0.000	1.176	90.6%	87.1%
Sep-6-19	13.376	9.184	2.857	0.000	12.041	0.000	1.335	90.0%	87.5%
Aug-6-19	13.318	8.907	2.646	0.000	11.553	0.000	1.765	86.7%	87.3%
Jul-8-19	12.161	8.426	2.730	0.000	11.156	0.000	1.005	91.7%	87.9%
Jun-6-19	11.343	8.329	2.711	0.000	11.040	0.000	0.303	97.3%	87.6%
May-6-19	12.003	8.397	2.743	0.000	11.140	0.000	0.864	92.8%	86.3%
Apr-4-19	12.949	6.490	2.172	0.000	8.662	0.000	4.287	66.9%	85.6%
Mar-7-19	11.614	6.331	2.101	0.000	8.432	0.000	3.182	72.6%	86.8%
Feb-6-19	10.676	6.484	2.199	0.000	8.683	0.000	1.993	81.3%	87.6%
Jan-8-19	11.030	7.621	2.474	0.000	10.095	0.000	0.935	91.5%	87.7%
Dec-6-18	11.152	8.102	2.027	0.000	10.129	0.000	1.023	90.8%	86.9%

Water Production



Accountability, 12 Month Average



# Fort Bend FWSD No. 1

## Customer Service Report

November / December- 2020

Customer Name	Call Date	Address	Description of Call
<b>Water Quality Complaints</b>			
Maria Correa	19-Nov-20	403 Teakwood Ave.	Customer reported discolored water. Flushed hydrant for 5 hours until water ran clear with no odor. Made customer contact.
Aracely Chavez	19-Nov-20	3620 Kansas St.	Customer reported discolored water. Flushed hydrant for 2 hours and 15 minutes until water ran clear with no odor. Made customer contact.
Emil Mukhar	19-Nov-20	1245 Evergreen St.	Customer reported discolored water. Flushed hydrant for 2 hours until water ran clear with no odor. Made customer contact.
Fernando Chavez	20-Nov-20	3620 Kansas St.	Customer reported discolored water. Flushed hydrant for 3 days until water was clear with no odor. Made customer contact.
Leticia Sosa	20-Nov-20	614 Davis Rd.	Customer reported discolored water. Flushed hydrant for 3 days until water was clear with no odor. Made customer contact.
Janie Gill	20-Nov-20	622 Davis Rd.	Customer reported discolored water. Flushed hydrant for 3 days until water was clear with no odor. Made customer contact.
Jose Gil	21-Nov-20	642 Elm St.	Customer reported discolored water after hours. Flushed hydrant until water ran clear with no odor. Made customer contact.
Norma Monctezuma	30-Nov-20	4402 Gardenia Ln.	Customer reported bad odor in water. Flushed hydrant until water ran clear with no odor. Made customer contact.
Maria Gil	7-Dec-20	612 N. Locust St.	Customer reported discolored water. Flushed hydrant for 1 hour and 25 minutes until water ran clear with no odor. Made customer contact.
<b>Problems Reported</b>			
Hector Martinez	13-Nov-20	720 Mimosa St.	Customer reported sewer backup. Checked up stream and down stream manholes; found them down and flowing. Backup found to be on customer side. Made customer contact.
Pamela Bowens	16-Nov-20	851 Trammel Fresno Rd.	Customer reported no water. Found house valve turned off. Turned house valve on and found leak on pressure tank. Left door notice.
Denise Torres	17-Nov-20	3401 Maryland St.	Customer requested a meter installment investigation. Met with customer and adjusted meter. Determined customer was concerned that meter was damaged when technician removed previous customer's illegal connection.
Andrew Matthews	18-Nov-20	3410 Illinois Rd.	Customer reported low water pressure. Upon arrival, found normal water pressure. Made customer contact.
Maximo Hernandez	18-Nov-20	632 E. Sycamore St.	Customer reported low water pressure. Upon arrival, found normal water pressure. Made customer contact.
Yasmin Olivo-Sanchez	18-Nov-20	3406 Indiana St.	Customer reported no water. Upon arrival, water services were restored. Made customer contact.
Joyce Childress	18-Nov-20	715 Cleo St.	Customer reported low water pressure. Upon arrival, found normal water pressure. Made customer contact.
Carlos Montano	20-Nov-20	3612 Kansas St.	Customer reported a leak at hydrant after hours. Found hydrant on; turned off and found no evidence of a leak. Made customer contact.
Calvin Casher	22-Nov-20	3531 Kansas St.	Customer reported a leak at hydrant after hours. Determined flushing was being performed in the area. Made customer contact.
Serena Bukner	24-Nov-20	314 College Dr.	Customer reported a possible water leak. Found leak on pressure tank. Made customer contact.
Claire Gaspar	25-Nov-20	4430 Camelia Ln.	Customer reported a possible water leak. Found leak on pressure tank. Made customer contact.
Vanessa Nava	29-Nov-20	619 Walnut Ave.	Customer reported a possible water leak. Found leak at meter. Made customer contact.
Roland Morgan	30-Nov-20	4111 Peridot St.	Customer reported a leak at meter. Found leak on customer's line. Made customer contact.

Fort Bend FWSD No. 1  
Customer Service Report

November / December- 2020

Customer Name	Call Date	Address	Description of Call
Manash with Friendship Business LLC	4-Dec-20	2723 FM 521	Customer reported low water pressure. Upon arrival, found normal water pressure. Made customer contact.
Jose Rodriguez	8-Dec-20	4026 Verbena St.	Customer reported a possible water leak. Found leak on pressure tank. Made customer contact.
Lily Salazar	9-Dec-20	523 Renfro- Burford Rd.	Customer requested water lines to be marked. Met with customer and showed where water lines were.
<b>Billing Disputes</b>			
Juana Garcia	20-Nov-20	426 Teakwood Ave.	Customer requested a meter re-read due to high consumption. Meter showed inside consumption. Meter read was in-line with previous reads. Made customer contact.
Cristina Vazquez	1-Dec-20	704 Mimosa St.	Customer requested a meter re-read due to high consumption. Meter read was in-line with previous reads. Walked around property and did not see any visible leaks. Made customer contact.
Jesenia Saucedo	3-Dec-20	551 Redbud Ave.	Customer requested a meter re-read due to high consumption. Meter read was in-line with previous reads. Walked around property and did not see any visible leaks. Unable to confirm accuracy of meter due to no access to outside water source. Made customer contact.
Freddy Lopez	3-Dec-20	4645 FM 521	Customer requested a meter re-read due to high consumption. Meter showed inside consumption. Meter read was in-line with previous reads. Confirmed accuracy of meter. Made customer contact.
<b>Customer Correspondence</b>			
None			



# Fort Bend FWSD No. 1

## Delinquent Notice/Service Disconnect Report

Date	Delinquent Letters	Date Mailed	Door Hangers	Date Hung	Disconnects	Date of Disconnect
December-20	167	12/07/20				
November-20	167	11/05/20	54	11/23/20	13	12/01/20
October-20	164	10/06/20	57	10/20/20	9	10/27/20
September-20	162	09/04/20	55	09/21/20	15	09/29/20
August-20	110	08/10/20	32	08/24/20	9	08/31/20
July-20	134	07/07/20	35	07/23/20	9	07/29/20
June-20	165	06/08/20	66	06/22/20	35	06/29/20
May-20	120	05/11/20	55	05/27/20	29	Deferred
April-20	177	04/06/20	58	04/22/20	34	Deferred
March-20	174	03/09/20	53	03/25/20	29	Deferred
February-20	150	02/10/20	57	02/25/20	13	03/03/20
January-20	181	01/07/20	46	01/24/20	18	01/30/20
December-19	145	12/10/19	51	12/31/19	13	01/07/20
November-19	165	11/08/19	40	12/04/19	6	12/10/19
October-19	118	10/11/19	31	10/30/19	10	11/05/19
September-19	147	09/10/19	33	10/01/19	14	10/08/19
August-19	124	08/13/19	42	08/27/19	9	09/05/19
July-19	157	07/09/19	40	07/22/19	16	07/30/19
June-19	125	06/10/19	37	07/01/19	10	07/08/19
May-19	139	05/06/19	19	05/21/19	12	05/29/19
April-19	129	04/08/19	41	04/23/19	15	04/30/19
March-19	138	03/11/19	39	03/26/19	7	04/01/19
February-19	125	02/13/19	42	02/26/19	8	03/05/19
January-19	135	01/10/19	44	01/22/19	11	01/31/19

### Current Month Terminations

Account	Name	Address	Total Due	Deposit	Turn-Off Date	Turn-On Date
81559	HOLMAN ERMA L.	930 W JASMINE ST	\$514.06	\$851.00	1-Dec-20	1-Dec-20
81225	ROBLES, JOSE GENARO	806 W DALLAS ST	\$458.56	\$301.00	1-Dec-20	2-Dec-20
81562	WILLIAMS DIRA GEORGE	619 CLEO ST	\$450.17	\$566.00	1-Dec-20	2-Dec-20
121318	MARTINEZ, EISON	4026 EMERALD STREET	\$427.53	\$475.00	1-Dec-20	1-Dec-20
156129	MENDOZA, ALEXANDER	116 VIRGINIA DR	\$413.72	\$200.00	1-Dec-20	9-Dec-20
157905	ALDOPE, CRYSTAL	3719 LAVERNE ST	\$374.56	\$150.00	1-Dec-20	NEW APP REC'D
135901	GUADALUPE SALVADOR GUERRA AYALA	1707 AVE C	\$334.12	\$200.00	1-Dec-20	1-Dec-20
124066	CACERES LOPEZ, ELIEZER DODANIN	3619 LOLA ST	\$326.42	\$200.00	1-Dec-20	1-Dec-20
81439	OJEDA, LENORA	3731 KIM ST	\$322.85	\$175.00	1-Dec-20	2-Dec-20
81448	DIAZ, ROBERTO MOYAO	20403 S POST OAK BLVD	\$274.91	\$350.00	1-Dec-20	1-Dec-20
81290	ESTRADA, JULIAN	3314 INDIANA ST	\$273.91	\$75.00	1-Dec-20	LOCKED
120738	ROBBINS NEST FOR CHILDREN	715 ELM ST	\$234.00	\$325.00	1-Dec-20	LOCKED
80595	ROBBINS NEST FOR CHILDREN	715 ELM ST-DOM	\$120.38	\$850.00	16-Dec-20	

### Current Payment Arrangements

Account	Name	Address	Balance	Deposit	Most Recent Pymt.	Date Last Paid
137150	NEW QUALITY LIFE MINISTRIES	4647 FM 521-DOM	\$3,295.94	\$100.00	\$634.33	4-Dec-20
157652	FLORES, MARIA	425 EVERGREEN UNIT B	\$1,757.22	\$100.00	\$172.00	12-Oct-20
160869	TRISTAN, LEOCADIO	1311 TRAMMEL FRESNO RD	\$1,621.00	\$100.00	\$200.00	4-Dec-20
159994	CORREA, FERNANDO	302 RENFRO BURFORD	\$1,605.45	\$100.00	\$150.00	20-Nov-20
161366	RODRIGUEZ, MAURILLO VAZQUEZ & ESCOBAR, SAND	620 E SYCAMORE ST	\$1,551.00	\$100.00	\$420.00	20-Oct-20
155797	MAURICIO, JOSE & ELIZABETH	306 TEAKWOOD AVE	\$825.91	\$100.00	\$214.57	16-Nov-20
155798	RAMOS, RAUL	1406 AVE A	\$810.39	\$100.00	\$176.19	9-Nov-20
154473	MORALES-DIAZ, JESUS	1410 AVE A	\$805.93	\$100.00	\$176.19	16-Nov-20
153053	ZAVALA, ANGELICA	4714 FERN LN	\$727.12	\$100.00	\$150.00	23-Nov-20
153054	MENDEZ, ELIZABETH	527 COTTONWOOD AVE	\$579.89	\$0.00	\$223.01	12-Nov-20
155343	BELLO, ALEJANDRO MARINO	4010 PERIDOT	\$575.90	\$100.00	\$197.95	6-Nov-20
153051	MAURICIO, JOSE & ELIZABETH	302 B TEAKWOOD AVE	\$546.99	\$100.00	\$214.57	16-Nov-20
152078	ORTEZ, JOSE	514 A BROADMORE DR	\$452.06	\$100.00	\$206.19	12-Nov-20
154742	CARREON, JOSE LUIS	531 BROADMORE DR	\$325.00	\$100.00	\$300.00	7-Dec-20
147113	GONZALEZ, YURIDIA MENDOZA	19907 S POST OAK BLVD	\$219.45	\$75.00	\$180.38	12-Nov-20
152546	CORONADO, REYNA E.	511 MULBERRY AVE	\$157.98	\$100.00	\$172.00	16-Nov-20

# Fort Bend FWSD No. 1

## 30 Day Delinquent Report

December-20

Updated as of December 7, 2020

167

	ACCOUNT NO.	CUSTOMER NAME	SERVICE ADDRESS	DEPOSIT	ARREARS	BALANCE	Most Recent Payment	Payment Date
1	081358	JEREZ, LESLY & EDGAR	644 W PALM ST	150.00	851.31	1,039.94	683.48	11/16/20
2	081248	ZARAGOZA, JOSE ENRIQUE	19731 S POST OAK BLVD	1.00	264.02	533.62	332.00	11/30/20
3	081104	BEAUGENE, ROSA	314 CRESCENT DR	1.00	226.61	485.88	260.93	10/11/20
4	080462	CHANEY, MARION	530 E PALM ST	100.00	218.60	463.98	264.76	11/30/20
5	081592	SANCHEZ ANTONIA	4825 D FM 521	76.00	206.37	414.62	218.49	11/13/20
6	080987	RIVERA, LAURA	339 MERRIFIELD LN LOT:9	1.00	320.49	398.09	200.00	12/01/20
7	122557	LOPEZ, ONAN E	4415 TULIP LN	425.00	169.08	356.48	259.93	12/01/20
8	080744	PEREZ, ANABEL	4728 TULIP LN	141.45	165.60	353.00	150.57	11/30/20
9	120710	MENDOZA, JOE S	4314 MARK TERRACE	251.00	145.04	350.19	159.05	12/01/20
10	081126	CANTU, AURORA L. & RENE D.	729 HICKORY ST	76.00	31.37	326.46	100.00	12/03/20
11	153606	CUNNINGHAM, LAULITA	4407 BRYAN AVE	150.00	179.72	319.02	150.00	11/13/20
12	080868	AHAMBA, YOUNG AND BEATRICE	703 E PALM ST	151.00	142.53	318.32	185.00	11/07/20
13	081515	CARRILLO GREGORIO	838 W PALM	226.00	152.02	301.01	190.26	11/20/20
14	081286	CANTU, RAY	735 1/2 HICKORY ST	1.00	142.74	293.34	148.45	12/01/20
15	080647	GASPAR, ERICSSON & SOCORRO	506 DOGWOOD AVE	1.00	132.65	288.57	175.41	10/13/20
16	081198	FLORES, LENORA	729 MIMOSA ST	1.00	139.72	282.06	167.35	11/13/20
17	081182	CALDERON, SALVADOR	703 ELM ST	1.00	140.16	272.94	139.29	11/17/20
18	132518	MOLINA, JUAN	618 SPRUCE ST	175.00	131.34	271.94	127.02	11/17/20
19	080959	ORTEGA, RAMONA	334 MERRIFIELD DR	1.00	35.24	255.44	150.00	11/20/20
20	080506	MENDEZ, FRANCISCO &	4415 BRYAN AVE	176.00	131.30	244.41	202.29	10/15/20
21	080803	BENITEZ, JOSE L. ROLDAN	202 EVERGREEN ST UNIT	1.00	122.83	244.20	240.00	11/04/20
22	080850	GARCIA, JOVA & NARVAEZ, MANUEL	511 REDBUD AVE	151.00	122.51	242.05	241.69	11/23/20
23	081818	AGUILAR, ROBERT	3217 INDIANA ST	76.00	107.78	236.34	118.56	10/19/20
24	080614	GONZALEZ, ANTONIO	4710 S TEAGUE ST #2	1.00	95.80	235.62	153.48	11/18/20
25	081030	MORENOGONZALEZ, ANTONIO	130 VIRGINIA DR	1.00	101.33	233.23	122.95	10/23/20
26	081463	ROMERO, ANTONIA	1314 AVE A	150.00	107.78	227.65	293.38	09/22/20
27	080461	RIVERA, MONICA	802 B Mimosa St	100.00	100.95	225.31	102.69	11/09/20
28	081203	NANEZ, GUILLERMO	710 1/2 MAPLE ST	1.00	88.09	225.23	65.00	11/13/20
29	081128	MONREAL, MARY & FELIPE	4643 KANSAS ST	76.00	108.24	224.57	131.78	11/19/20
30	080805	BROWN, HENRY & RITA	230 CRESCENT	325.00	74.75	223.76	245.72	10/15/20
31	081148	GARZA, MARIO ALEJANDRO	727 1/2 MAPLE ST	1.00	104.36	221.36	111.05	11/19/20
32	081567	CHILDRESS JOYCE	715 CLEO ST	151.00	100.87	220.75	117.00	12/01/20
33	081582	PLATA, STEFANIE	3709 INEZ ST	636.00	144.64	219.86	111.62	11/30/20
34	081289	GARCIA, ELIZABETH R.	647 SPRUCE ST	1.00	102.69	219.69	95.26	11/18/20
35	081409	CORONA, YADIRA	3021 ILLINOIS ST	150.00	87.73	215.86	150.00	11/18/20
36	081189	TORRES, CRISTOBAL VAZQUEZ	608 MIMOSA ST	1.00	107.83	214.83	136.71	10/14/20
37	081125	CANTU, DOMINGO D.	725 HICKORY ST	1.00	91.26	213.65	100.00	11/13/20
38	081162	GOMEZ, DIANE YNFANTE	627 SPRUCE ST	1.00	58.93	211.74	150.00	11/25/20
39	080652	SALAS, CARLOS IVAN RIOS	555 DOGWOOD AVE	151.00	102.07	211.61	121.90	11/09/20
40	120724	RAMIREZHERNANDEZ, MARINA	4526 ROSE LN	76.00	90.45	210.83	100.00	10/23/20
41	140701	JOHNSON, SELWYN	129 VIRGINIA DR	55.06	38.26	205.07	80.06	12/01/20
42	144941	BAUTISTA, ILDEFONSO A.	231 VIRGINIA DR	150.00	100.78	201.31	120.00	10/20/20
43	122845	BRENDA REYES	619 ELM ST	150.00	94.26	201.26	105.76	10/16/20
44	080930	MORVA, CARLOS & ROSARIO	4318 DORREN AVE	1.00	90.89	200.87	162.22	10/13/20
45	081097	ANDRADE, EVELIN VERONICA	329 MERRIFIELD LN	151.00	98.50	198.56	118.50	11/20/20
46	153608	ANDREPOINT, BERNADETTE	527 REDBUD AVE	100.00	106.70	198.32	70.00	11/17/20
47	080532	GAINES, LARRY	234 BROADMORE DR	100.00	94.00	194.06	103.00	11/16/20
48	081064	ARMIJO, PAUL & CRISTINA	342 BROADMORE ST	1.00	83.35	191.00	30.65	11/18/20
49	081057	SALINAS, MICHELLE	307 BROADMORE DR	1.00	90.89	190.43	112.77	10/07/20
50	081072	CASTILLO, APOLINAR	127 COLLEGE ST	101.00	90.89	190.43	593.32	09/30/20
51	081373	TORRES, EMMANUEL & CANO, LORENA	817 JASMINE ST	150.00	131.89	190.31	64.29	10/26/20
52	158710	ORTEGA, NANCY	217 CRESCENT DR	1.00	80.45	189.39	92.89	10/09/20
53	081018	SANCHEZ, ABILIO	4722 FAIRHILL AVE	1.00	70.21	188.56	200.00	10/24/20
54	081147	ALVARADO, MIGUEL ANGEL	727 MAPLE ST	151.00	87.57	187.71	247.78	10/20/20
55	081804	ESTRADA, MARIA	3214 INDIANA ST	75.00	65.99	182.40	127.70	11/30/20
56	134534	PATTERSON, CRYSTAL	20649 S POST OAK BLVD	175.00	89.00	182.23	90.27	11/13/20
57	081632	CHAVEZ FERNANDO	3620 KANSAS ST	151.00	82.93	181.94	209.53	10/14/20
58	146503	URIOSTEGUI, VERENISE	631 HICKORY ST	100.00	58.17	180.31	150.00	11/23/20
59	080762	AGUILERA, MIGUEL	4706 Fern Ln	1.00	87.65	177.71	81.06	10/14/20
60	080966	LOPEZ, ISABEL	208 VIRGNIA DR	1.00	76.39	175.60	120.00	11/18/20
61	121591	MARTINEZ, ANGEL	1202 AVE A	175.00	117.63	175.19	100.00	10/22/20
62	081044	CASTILLO, AUDELIA	112 BROADMORE DR	76.00	74.64	174.15	87.00	11/20/20

# Fort Bend FWSD No. 1

## 30 Day Delinquent Report

December-20

Updated as of December 7, 2020

167

	ACCOUNT NO.	CUSTOMER NAME	SERVICE ADDRESS	DEPOSIT	ARREARS	BALANCE	Most Recent Payment	Payment Date
63	080495	LOPEZ, BRENT	4619 Kansas St	1.00	75.52	174.10	70.00	11/14/20
64	081201	GONZALEZ, ARACELI	728 MAPLE ST	1.00	72.12	172.71	97.33	09/04/20
65	080493	LOPEZ, ISABEL	210 CRESCENT DR	75.00	83.06	172.27	100.00	11/04/20
66	080528	PAEZ, CRISTINA	4119 LILLY ST	75.00	81.40	172.16	94.00	11/13/20
67	144069	VALERO, VALERIE A.	602 N LOCUST ST	75.00	64.21	170.25	65.00	11/20/20
68	080855	HERNANDEZ, MODESTA	4407 TULIP LN	75.00	72.01	169.66	212.31	10/12/20
69	080624	CARDENAS, FRANCISCO & BERTHA	4431 CAMELIA LN	1.00	87.49	169.56	80.00	11/10/20
70	080945	FLORES, MARCELO	2930 WOOD	76.00	62.94	168.90	213.66	10/14/20
71	081391	REYES, RAUL E.	724 CLEO ST	325.00	89.03	165.72	64.16	11/30/20
72	080952	GARZA, JOSE	203 MERRIFIELD LN	76.00	56.80	165.30	150.00	11/20/20
73	131690	ZUNIGA, JESUS & LOPEZ, LORENA	4729 MISTLETOE LN	1.00	66.00	165.21	112.91	11/14/20
74	148630	LAZO, KENIA A LOPEZ	4730 FAIRHILL AVE	100.00	77.56	164.14	80.00	11/18/20
75	081023	MARTINEZ, JOCELYN	111 VIRGINIA DR	1.00	72.17	161.96	85.00	11/09/20
76	080524	MILLER, MICHAEL	4219 MARK TERRACE	1.00	70.42	161.13	91.00	11/22/20
77	081926	PEREZ, ELEAZAR	3810 JAN ST	75.00	88.14	161.08	281.12	10/14/20
78	081693	MARIN, JOE / MARIA	3305 CALIFORNIA ST	1.00	77.78	160.72	66.00	11/16/20
79	081923	ESPINOSA, MARIA L	1719 AVENUE C	250.00	54.13	159.94	100.00	10/02/20
80	080519	TAMEZ, MIGUEL JR	119 BROADMORE	1.00	69.93	158.30	64.57	10/14/20
81	081800	OLIVOSANCHEZ, YASMIN	3406 INDIANA ST	75.00	67.94	157.83	103.58	11/20/20
82	080741	GUERRERO, KARINA	4701 VINE LN	151.00	61.91	157.65	120.00	11/24/20
83	150310	ORTEGA, JANET	4423 IVY LANE	150.00	65.20	155.97	100.00	11/17/20
84	139746	LORA , MARIA A & COVARRUBIAS, PEDRO	4019 VERBENA ST	75.00	40.26	153.38	56.64	10/12/20
85	080970	BUENTELLO, MICAELA	3033 LAUREL ST	101.00	72.07	153.27	90.65	11/18/20
86	081056	RAMIREZ, MANUELA CEBALLOS	303 BROADMORE ST	1.00	72.01	152.78	73.01	10/13/20
87	080604	HERRERA, SUSANA GONZALEZ	4403 BRYAN ST	75.00	72.01	152.78	79.21	11/03/20
88	081596	NIEVES YOLANDA A	638 PECAN ST	1.00	63.57	151.94	36.51	10/21/20
89	081668	JASSO JOSE DAVID	638 B N LOCUST ST	1.00	55.64	151.65	137.40	10/08/20
90	080680	PEREZ, STEVEN	626 MYRTLE AVE	151.00	88.80	150.45	100.00	10/23/20
91	080721	GARCIA, GUADALUPE & MONROY, JOSE	546 REDBUD AVE	1.00	50.47	149.68	100.00	11/18/20
92	080619	LOPEZ, J. FRANCISCO	4406 CAMELIA LN	1.00	59.95	149.28	83.00	11/13/20
93	142302	MCCORY, AMOS	806 CLEO ST	75.00	36.51	148.96	129.70	10/15/20
94	081791	SANCHEZ, MARTHA	3211 ILLINOIS RD	1.00	93.08	147.58	360.00	11/13/20
95	080638	CASTILLO JR., ISIDRO	427 RENFROBURFORD RD	75.00	59.38	147.33	60.71	10/20/20
96	081489	DIAZ ADAN	830 W SYCAMORE ST	75.00	64.33	145.09	163.90	09/30/20
97	140703	LOPEZ, ADAN	407 WALNUT	75.00	64.33	145.09	282.47	09/24/20
98	081444	AGUILAR, JENNIFER	3215 INDIANA ST	150.00	54.25	144.59	90.19	11/21/20
99	081476	MENDOZA, MARIA	3198 1/2 MARYLAND ST	550.00	73.02	143.96	180.64	10/26/20
100	081069	CASTILLO, ARMANDO	121 COLLEGE DR	1.00	63.57	143.50	228.26	09/21/20
101	081267	DE LA FUENTE, SERVANDO	1330 EVERGREEN	176.00	52.07	143.27	74.33	11/30/20
102	120715	REYES SOTO, MARICELA	329 MAIN ST	176.00	70.34	139.47	62.51	11/24/20
103	080661	RAMIREZ, LORI	4511 BRYAN AVE	1.00	59.38	138.89	56.10	10/23/20
104	081848	AMEZQUITA, JOSE JUAN	3603 LISSIE ST	1.00	64.33	136.40	82.71	10/11/20
105	156133	LEYDI MEDRANO	4109 EMERALD LN	250.00	55.64	135.53	452.03	09/29/20
106	080719	ESTRADA, ANDRES	535 REDBUD AVE	1.00	32.15	134.82	120.00	11/13/20
107	125091	GARCIA, JENNETTE	307 VIRGINIA DR	150.00	59.38	134.70	159.14	10/16/20
108	081503	BONIER JANICE	3822 1/2 KANSAS	175.00	59.30	130.28	90.40	11/16/20
109	081033	ROBERT, HERMAN L.	210 VIRGINIA DR	76.00	55.19	130.09	124.46	10/12/20
110	081222	VASQUEZ, JUDITH	19919 S POST OAK BLVD	1.00	55.64	126.84	127.84	10/08/20
111	081435	MORA, ELIZABETH	3707 EDIE ST	625.00	58.43	126.03	101.14	11/30/20
112	080752	LEBOURGEOIS, JACOB	4811 BRYAN AVE	75.00	55.19	121.71	122.20	10/16/20
113	080875	RAMIREZ, BLANCA D. MORENO	4715 FERN LN	1.00	55.19	121.71	61.71	10/12/20
114	123901	FRANCISCO HERRERA	4414 TULIP LN	75.00	55.19	121.71	56.10	10/23/20
115	081773	FITZGERALD, TRISHA LYNN	1322 TRAMMELFRESNO R	275.00	56.51	119.25	32.32	12/01/20
116	080779	CABRERA, DOMINGO S	710 TEAKWOOD AVE	0.00	54.96	119.25	51.65	11/17/20
117	150311	TRAN, VU	20641 S POST OAK BLVD	100.00	40.26	118.62	122.85	10/19/20
118	081721	MONTESINOS, ANNA	3215 MARYLAND ST	1.00	55.64	118.15	181.28	09/30/20
119	120714	MEZA, RAUL	619 MYRTLE AVE	101.00	55.64	118.15	380.37	09/29/20
120	081728	OROZCO, DALINDA	3320 OHIO ST	675.00	46.95	117.29	140.12	10/01/20
121	160482	DIEGO RAMIREZ / INTIME HOME BUYERS, INC	214 CRESCENT DR	100.00	51.00	117.10	125.00	09/30/20
122	139754	SAUCEDO, JOSE	557 REDBUD AVE #2	75.00	51.00	117.10	272.00	09/25/20
123	080445	MARTINEZ, VERONICA	2803 CALIFORNIA ST #2	100.00	63.62	117.03	47.60	11/10/20
124	080823	GONZALEZ, CESAR PAEZ &	631 WALNUT AVE	1.00	50.74	115.70	50.00	11/13/20



# Fort Bend FWSD No. 1

## 30 Day Delinquent Report

December-20

Updated as of December 7, 2020

167

	ACCOUNT NO.	CUSTOMER NAME	SERVICE ADDRESS	DEPOSIT	ARREARS	BALANCE	Most Recent Payment	Payment Date
125	081414	DOMINGUEZ, MARISELA	3723 LAVERNE ST	225.00	55.64	111.46	234.56	10/19/20
126	135063	JOSE & MIRNA SARAVIA	660 SPRUCE ST	250.00	52.49	110.09	35.00	11/11/20
127	080799	LOPEZ, JUAN CHAVELO	539 TEAKWOOD AVE	1.00	40.26	109.93	155.65	10/13/20
128	080931	CASTELAN, MARCELINA	415 TEAKWOOD AVE	1.00	46.95	108.60	137.40	10/13/20
129	150306	GODSBY, LISA	3210 PENNSYLVANIA ST	150.00	57.29	106.42	50.00	10/23/20
130	081944	JARAMILLO, CYNTHIA	1314 AVENUE C	75.00	41.00	105.29	60.46	11/17/20
131	151865	ENRIQUEZ TIRE SHOP	102 E PALM ST DOM	150.00	48.61	103.03	45.19	10/14/20
132	081256	FERRELL, JENNY R.	155 EVERGREEN ST	75.00	46.95	101.91	123.30	10/20/20
133	120663	ABEL MAREZ & MARIA FRANCISCA CASTILLO	643 REDWOOD AVE	1.00	40.26	101.24	41.26	10/12/20
134	157914	GONZALEZ, EDER	3703 LOLA ST	150.00	47.87	100.61	57.00	11/18/20
135	081536	OLAYO, LUZ MARIA	4031 EMERALD LN	1.00	45.82	100.11	56.64	10/15/20
136	150972	GOMEZ, MELANIE	402 WALNUT AVE	150.00	32.32	94.64	42.74	11/30/20
137	081642	MARTINEZ, OMAR	3406 MARYLAND ST	75.00	40.26	94.55	21.21	10/07/20
138	081633	WOODS GEORGE WAYNE	3842 KANSAS ST	1.00	40.26	94.55	34.57	10/11/20
139	081120	RODRIGUEZ, ARACELI HESTER	718 MAPLE ST	1.00	40.26	94.55	131.85	10/19/20
140	080730	ADAME, FIDEL &	603 CYPRESS AVE	1.00	40.26	94.55	51.65	10/26/20
141	081890	ROQUE, GERARDO	3714 RITA ST	76.00	43.57	90.50	478.37	10/12/20
142	120470	IBARRA, JOSE & JUANITA	3610 ALICE ST	75.00	34.80	88.54	61.10	10/07/20
143	081811	ROJAS, MARIA / PABLO	3006 INDIANA ST	1.00	40.26	87.86	44.62	10/13/20
144	081464	HUERTA, CARLOS	621 S LOCUST RD	275.00	33.57	87.19	132.41	10/16/20
145	156916	SANTIAGO, DIANA	20222 S POST OAK BLVD A	150.00	40.00	86.93	157.65	10/14/20
146	081977	MORGAN, ROLAND S.	631 CLEO ST	75.00	39.26	86.76	49.32	10/27/20
147	081362	ROJAS, DIANA	1703 AVENUE A	200.00	28.93	85.86	48.93	11/19/20
148	081389	SANTOS, LILIANA	3103 ILLINOIS RD	100.00	28.70	81.80	42.00	11/30/20
149	081767	JOHNSON, JOHN B	3319 PENNSYLVANIA ST	76.00	33.57	80.50	37.93	10/13/20
150	142515	RIVERA, RUTH	3714 EDNA ST	175.00	33.57	80.50	81.50	10/13/20
151	121641	SANTANO ROMAN, RODOLFO & LISSETH P	502 MULBERRY AVE	151.00	33.57	80.50	116.61	10/09/20
152	081134	GARCIA, JESSICA	629 EVERGREEN ST	1.00	36.93	79.67	96.22	10/14/20
153	081366	TRISTAN, LAURA LEE	3627 EDIE ST	75.00	44.10	77.20	22.00	09/07/20
154	159006	CHAVEZ, NORMA	610 MAPLE AVE	100.00	44.10	77.20	125.00	09/02/20
155	081759	VASQUEZ, GUILLERMO	3009 PENNSYLVANIA ST	101.00	33.57	76.31	90.12	10/16/20
156	080660	GUEVARA, ALDO	718 WALNUT AVE	350.00	33.57	76.31	89.25	10/20/20
157	081840	HERNANDEZ, SIXTO	3618 LAVERNE ST	151.00	33.57	72.12	67.31	09/18/20
158	081357	RODRIGUEZ, RAFAEL	3950 KANSAS ST	75.00	29.38	71.70	30.38	10/12/20
159	081309	MILLIK, C.	20547 S POST OAK BLVDA	75.00	29.38	71.70	30.38	10/13/20
160	081510	LOPEZ, RIGOBERTO	3710 EDIE ST	75.00	29.38	69.70	80.03	10/20/20
161	081383	RODRIGUEZ, JUAN	20645 S POST OAK BLVD	75.00	29.38	69.70	122.61	10/26/20
162	156915	DIANA ORDONEZ	2510 NAIL ST	100.00	29.38	67.51	34.84	10/15/20
163	081806	VASQUEZ, LUCIA	3110 INDIANA ST	1.00	25.19	67.09	32.22	10/14/20
164	120761	LUIS E MENDEZ	123 E HOUSTON ST	76.00	31.00	64.10	92.91	10/05/20
165	080457	URIBE, GABRIEL A.	3107 OHIO ST	100.00	25.19	62.90	30.23	10/19/20
166	081266	GALLEGOS, ADRIAN	1515 EVERGREEN	101.00	25.19	58.71	25.62	10/16/20
167	120726	CECILIA DIMAS	642 A REDWOOD AVE	1.00	25.19	58.71	126.53	09/22/20
				16,347.51	13,381.39	28,908.32	21,561.23	

## FWSD#1 Interconnect w/COA

Day	FWSD#1 IC w/ COA	Daily Flow	Well Reads @ WP	Daily Flow
10/1/2020	142874	111	746695	0
10/2/2020	142985	101	746695	0
10/3/2020	143086	101	746695	0
10/4/2020	143187	102	746695	0
10/5/2020	143289	79	746695	0
10/6/2020	143368	108	746695	0
10/7/2020	143476	94	746695	4
10/8/2020	143570	121	746699	4
10/9/2020	143691	100	746703	4
10/10/2020	143791	101	746707	4
10/11/2020	143892	101	746711	4
10/12/2020	143993	99	746715	4
10/13/2020	144092	71	746719	0
10/14/2020	144163	108	746719	0
10/15/2020	144271	86	746719	0
10/16/2020	144357	88	746719	0
10/17/2020	144445	97	746719	0
10/18/2020	144542	136	746719	0
10/19/2020	144678	93	746719	0
10/20/2020	144771	91	746719	0
10/21/2020	144862	103	746719	0
10/22/2020	144965	112	746719	0
10/23/2020	145077	69	746719	0
10/24/2020	145146	133	746719	0
10/25/2020	145279	81	746719	0
10/26/2020	145360	103	746719	0
10/27/2020	145463	79	746719	0
10/28/2020	145542	93	746719	0
10/29/2020	145635	69	746719	0
10/30/2020	145704	94	746719	66
10/31/2020	145798	94	746785	66
11/1/2020	145892	94	746851	66

\*meter is read M-F during normal business hours, weekend reads are calculated.

## FWSD#1 Interconnect w/COA

Day	FWSD#1 IC w/ COA	Daily Flow	Well Reads @ WP	Daily Flow
11/1/2020	145892	94	746851	66
11/2/2020	145986	67	746917	0
11/3/2020	146053	93	746917	0
11/4/2020	146146	87	746917	0
11/5/2020	146233	112	746917	0
11/6/2020	146345	75	746917	0
11/7/2020	146420	88	746917	0
11/8/2020	146508	111	746917	0
11/9/2020	146619	61	746917	87
11/10/2020	146680	99	747004	89
11/11/2020	146779	70	747093	351
11/12/2020	146849	90	747444	191
11/13/2020	146939	108	747635	415
11/14/2020	147047	108	748050	507
11/15/2020	147155	108	748557	515
11/16/2020	147263	50	749072	123
11/17/2020	147313	97	749195	430
11/18/2020	147410	135	749625	461
11/19/2020	147545	78	750086	461
11/20/2020	147623	110	750547	352
11/21/2020	147733	110	750899	463
11/22/2020	147843	111	751362	532
11/23/2020	147954	96	751894	415
11/24/2020	148050	111	752309	433
11/25/2020	148161	89	752742	444
11/26/2020	148250	89	753186	436
11/27/2020	148339	89	753622	413
11/28/2020	148428	89	754035	382
11/29/2020	148517	90	754417	328
11/30/2020	148607	87	754745	433
12/1/2020	148694	97	755178	424

\*meter is read M-F during normal business hours, weekend reads are calculated.

## 2019 COA Sewer Meter Reads

Day	COA Sewer Reads	Daily Flow (in GPD)
10/1/2020	99812240	92,824
10/2/2020	99905064	31,645
10/3/2020	99936709	31,645
10/4/2020	99968354	45,326
10/5/2020	100013680	65,688
10/6/2020	202488	77,970
10/7/2020	280458	77,971
10/8/2020	358429	77,971
10/9/2020	436400	78,160
10/10/2020	514560	78,160
10/11/2020	592720	78,160
10/12/2020	670880	80,216
10/13/2020	751096	53,640
10/14/2020	804736	75,344
10/15/2020	880080	68,896
10/16/2020	948976	78,480
10/17/2020	1027456	78,480
10/18/2020	1105936	78,480
10/19/2020	1184416	80,784
10/20/2020	1265200	66,816
10/21/2020	1332016	73,360
10/22/2020	1405376	120,608
10/23/2020	1525984	96,882
10/24/2020	1622866	96,883
10/25/2020	1719749	96,883
10/26/2020	1816632	105,432
10/27/2020	1922064	85,040
10/28/2020	2007104	216,216
10/29/2020	2223320	77,224
10/30/2020	2300544	101,168
10/31/2020	2401712	101,168
11/1/2020	2502880	101,168
		<b>83,397</b>
<b>% based on allotted capacity 250,000 gpd</b>		<b>33%</b>

## 2019 COA Sewer Meter Reads

Day	COA Sewer Reads	Daily Flow (in GPD)
11/1/2020	2502880	101,168
11/2/2020	2604048	69,576
11/3/2020	2673624	89,104
11/4/2020	2762728	93,456
11/5/2020	2856184	117,752
11/6/2020	2973936	76,661
11/7/2020	3050597	76,661
11/8/2020	3127258	76,662
11/9/2020	3203920	87,776
11/10/2020	3291696	81,600
11/11/2020	3373296	71,648
11/12/2020	3444944	86,536
11/13/2020	3531480	102,712
11/14/2020	3634192	102,712
11/15/2020	3736904	102,712
11/16/2020	3839616	50,336
11/17/2020	3889952	78,112
11/18/2020	3968064	105,384
11/19/2020	4073448	83,128
11/20/2020	4156576	81,728
11/21/2020	4238304	81,728
11/22/2020	4320032	81,728
11/23/2020	4401760	89,544
11/24/2020	4491304	92,624
11/25/2020	4583928	141,520
11/26/2020	4725448	141,520
11/27/2020	4866968	141,520
11/28/2020	5008488	141,520
11/29/2020	5150008	141,520
11/30/2020	5291528	102,104
12/1/2020	5393632	118,752
		<b>97,081</b>
<b>% based on allotted capacity 250,000 gpd</b>		<b>39%</b>



**MINUTES OF THE MEETING OF  
FORT BEND COUNTY FRESH WATER SUPPLY DISTRICT NO. 1**

November 17, 2020

**STATE OF TEXAS**

**COUNTY OF FORT BEND**

The Board of Supervisors (the “Board”) of Fort Bend County Fresh Water Supply District No. 1 of Fort Bend County, Texas (the “District”), met in special session, open to the public, on Tuesday, November 17, 2020, at 6:00 p.m., via video and telephonic conference, as permitted by the March 16, 2020, Declaration by the Governor of the State of Texas which suspended certain provisions of Chapter 551, Texas Government Code. The roll was called of the members of the Board, to wit:

Paul Hamilton	President
Greg Fleck	Vice President
Calvin Casher	Secretary
Rodrigo Carreon	Assistant Secretary
Rosa Linda Medina	Assistant Secretary

All members of the Board were present, thus constituting a quorum.

Also present at the meeting were: Cindy Grimes with Municipal Accounts & Consulting, LP, the District’s Bookkeeper (“MAC”); David Dybala with Jacobs Engineering Group, Inc. (“Jacobs”), the District’s Engineer; Breah Campbell with Environmental Development Partners (“EDP”), the District’s Operator; Dwayne Grigar with Fort Bend County Precinct No. 1; Supervisor-Elect Erasto Vallejo; and Michael R. Willis and Tamara Sharkey of Sanford Kuhl Hagan Kugle Parker Kahn LLP (“SK Law”), the District’s Attorney.

Supervisor Carreon joined the meeting in progress.

The meeting was called to order at 6:03 p.m. and the following business was transacted.

**1. HEAR FROM PUBLIC (MATTERS ON THE AGENDA)**

The Board noted there were no members of the public present who wished to address the Board concerning matters on the Agenda at this time.

**2. BOOKKEEPER’S REPORT**

The Board then considered the Bookkeeper’s Report presented by Ms. Grimes, a copy of which is on file in the official records of the District, and the invoices and checks presented for payment as follows:

**A. Approval of Bills.**

The Board reviewed the bills presented for payment, including the outstanding payment of Pay Estimate No. 8 (final) to R Construction Company as discussed later in the meeting during the Engineer’s Report.

### **B. Review Investment Report.**

The Board reviewed the investment report.

### **C. Review Collateral Pledge Report.**

The Board reviewed the Collateral Pledge report.

Ms. Grimes also presented to the Board the proposed 2021 budget for consideration at the next meeting.

Upon motion duly made by Supervisor Fleck, seconded by Supervisor Medina, and after full discussion, the Board voted unanimously to approve the Bookkeeper's Report and authorize the payment of the checks and invoices listed therein.

## **3. TAX REPORT**

Ms. Grimes then presented to the Board the Tax Report.

Upon motion duly made by Supervisor Medina, seconded by Supervisor Casher, the Board voted unanimously to approve the Tax Report, as presented.

## **4. ENGINEER'S REPORT**

The Board recognized Mr. Dybala, who then presented the Engineer's Report, a copy of which is on file in the official records of the District, as follows:

### **A. Status of Projects**

- Fresno Gardens North Subdivision Wastewater Collection System
  - As discussed in a previous meeting, Mr. Willis sent R Construction Company ("R Construction") and Mr. Eugene Koh letter outlining the District's position on the dispute over the agreement for dumping of dirt onto Mr. Koh's property. Both parties have complied with the conditions in this letter as of the date of this meeting.
  - Mr. Dybala informed the Board that R Construction left a sanitary sewer plug in a sanitary sewer line at the intersection of Pecan Street and the Union Pacific Railroad west right-of-way. The cost associated with removing the plug, including pumping and hauling wastewater within the system, is \$10,675.48. This amount will be withheld from the remaining \$50,000 being held, and R Construction will receive the balance of \$39,324.52.
- Fresno Gardens North Subdivision Wastewater Plumbing Contract
  - Mr. Dybala informed the Board the project is in progress, including plugging wells, decommissioning septic systems, and connecting residents to the public wastewater system.
  - Mr. Dybala requested Board approval of Invoice No. 1 from Geotest for material testing services in the amount of \$1,785.65.
  - Completion is anticipated in December 2020/January 2021.

- Water Plant #2
  - Mr. Dybala informed the Board the project received 3 bids with the low bidder being B-5 Construction Company, Inc. with a bid total in the amount of \$4,043,542.00. Mr. Dybala reported TWBD has approved the construction proposals.
  - Jacobs anticipates the following schedule:
    - o December 2020 – Execute Contract
    - o January 2021 – March 2022 – Construction
  - District Estimated Water Connection Timeline (FBCFWSD#1 WP#1 Connection Capacity = 1,750)
    - o End of 2020=1,675
    - o End of 2021=1,750
    - o Anticipate completing District’s WP#2 by end of 2021 or early 2022.
- Water Plant #1
  - Mr. Dybala informed the Board Jacobs received 4 bids for the recoating of internal surfaces of the hydrotanks and ground storage tanks, with low bidder being A&H Coating Services LLC with a bid in the amount of \$44,250.00.
  - Mr. Dybala anticipates approval of a short form contract at the December meeting and work occurring January to March of 2021.
  - Mr. Dybala requested the Board’s approval of proposal from Preventive Services to perform coating inspections for the project for \$5,000.00.
- Teleview Terrace Lift Station Upgrades
  - Mr. Dybala informed the Board installation of a third pump to increase the capacity of the lift station is in progress.
- Gateway Acres Subdivision Wastewater Collection System
  - The construction project will be on hold until completion of Trammel Fresno Road widening project and securing a new loan.
  - Jacobs is completing the project construction drawings for agency review.
- Fresno Ranchos Subdivision Wastewater Lift Station and Force Main
  - Jacobs is completing the construction drawings for agency review. Construction of the new project will be on hold until completion of Trammel Fresno Road widening project and securing a new loan.
- Gateway Acres Subdivision Wastewater Plumbing Contract
  - Townhall meetings will be conducted once the public wastewater lines for this area are under construction.

**B. Authorize Engineer to prepare plans and specifications for water and wastewater systems projects as necessary**

- The Board noted that no action was necessary at this time.

**C. Authorize solicitation/advertisement of bids for construction of water system and wastewater system projects as necessary**

- The Board noted that no action was necessary at this time.

**D. Report on status of project funding and take necessary action related thereto**

**1. Project One Year Warranty Expiration Dates**

- Fresno Gardens North Wastewater Collection System warranty expires June 17, 2021.

**2. 2015 TWDB DFUND Loan**

- Jacobs anticipates using remaining funds for Water Plant No. 2 project.

**3. 4th TWBD DFUND Loan**

- Jacobs anticipates using remaining funds for Water Plant No. 2 project.

**4. 2020 TCEO Loan**

- The anticipated loan amount is approximately \$10,450,000 and would fund the following projects: Gateway Acres Subdivision Wastewater Collection System, Fresno Ranchos Subdivision Lift Station and Force Main project, and certain costs related to the District's share of an Expansion of the City of Arcola (the "City" or "COA") Wastewater Treatment Plant.
- The bond application report is in process and Jacobs received additional information from COA for completion of the report.

**5. Fort Bend County CDBG Funds**

- Jacobs recommends applying for community development block grant funds once the Gateway Acres Subdivision Wastewater Plumbing project is underway. Applications are typically submitted annually in March.

**E. Projections for District Water and Wastewater Projects**

- Need to update information every January and July.

**F. Discuss Emergency Preparedness Plan**

- Jacobs and EDP will review the EPP in April of each year to determine if changes are necessary. The EPP is required for upcoming AWIA compliance, and Mr. Dybala informed the Board EDP is preparing to perform required facilities assessments and Jacobs will determine requirements for preparation of an Emergency Response Plan.

**G. Requests for Water and Sanitary Sewer Service**

- **Water Service**
  - Mr. Dybala reviewed the status of non-residential applications for water service, updates on applications in process, and pending connections.
- **Wastewater Service**
  - Mr. Dybala reviewed the status of non-residential applications for wastewater service and pending connections.

Mr. Dybala reminded the Board that Mr. Coyle will have four months to have his business connections completed, as discussed at previous meetings.

#### **H. Trammel Fresno Road Widening Project**

- EDP is preparing the final waterline adjustment list to present to the Board. Mr. Willis and Ms. Campbell then discussed with the Board the status of back-charges billed to Base Construction for damages caused in connection with the road project and potential additional actions for collection. No response has been received by either Mr. Willis or EDP and the account will be turned over to collections.

#### **I. Potential Emergency Water Interconnect with Brazoria County Municipal Utility District No. 21**

- Brazoria County Municipal Utility District No. 21 (“BC MUD 21”) is interested in pursuing an interconnect once the District completes Water Plant No. 2 with a 50/50 cost split.

#### **J. Emergency Water Interconnect with Charleston Municipal Utility District**

- Jacobs is waiting on an update from COA; and awaiting record drawings once the project is complete.

#### **K. Consider Water Service to NalcoChampion**

- Mr. Dybala noted the customer was informed it can apply for District water service that can be used to fill water tanks for fire event use. Mr. Dybala requested this item be removed as the customer has not taken any action since its application.

#### **L. Status of COA Water Plant**

- Mr. Dybala anticipates the City water plant to be complete by the end of 2021.

#### **M. Status of COA WWTP Expansion Project (0.675 mgd to 0.95 mgd)**

- The Board responded to the City stating the District’s interest in participating in the proposed expansion and reserving a capacity of 100,000 gpd. As discussed at prior meetings, COA is finalizing the estimate and Jacobs will present the District’s estimated share when the estimate is available.

#### **N. FM 521 Roadway Widening Project**

- Provided record drawings to Dannenbaum and a utility coordination meeting occurred to discuss the impact on District facilities. Jacobs received the design files and will review for conflicts with District utilities.

Upon motion made by Supervisor Casher, and seconded by Supervisor Carreon, and after full discussion, the Board voted unanimously to approve (i) the Engineer’s Report, (ii) the payment of \$39,324.52 to R Construction, (iii) payment of Invoice No. 1 from Geotest of \$1,785.65, (iv) the bid in the amount of \$4,043,542.00 from B-5 Construction Company, Inc., (v) the bid in the amount of \$44,250.00 from A&H Coating Services LLC, (vi) the proposal in the amount of \$5,000.00 from Preventive Services, and (vii) the removal of NalcoChampion from consideration to provide service from the Engineer's Report.

## **5. OPERATOR'S REPORT/TERMINATION OF SERVICE**

Next the Board recognized Ms. Campbell, who submitted to and reviewed with the Board the Operator's Report, a copy of which is on file in the official records of the District.

### **A. Repairs to Water and Wastewater systems**

Ms. Campbell reported substantial system repairs and maintenance as follows:

- Installed residential taps and meters at seven locations;
- Completed installation of reflective collars on fire hydrants;
- Replaced booster pump coupling; and
- Repaired leaking service line.

Ms. Campbell next reported the emergency well repair for Water Plant No. 1 is complete and the well is back in service. The interconnect with Fort Bend Municipal Utility District No. 23 was closed, and EDP will coordinate for payment of water charges.

Ms. Campbell reported the estimated cost of \$28,750.00 for the installation of the third lift pump at lift station #1, and requested approval.

Ms. Campbell reported a customer at 618 Cleo Street requested an adjustment due to a water leak and is eligible for an adjustment in the amount of \$39.00 pursuant to the rate order.

### **B. Requests for Water Taps**

Ms. Campbell did not report any requests at this time.

### **C. Delinquent Water Accounts and Service Terminations**

Ms. Campbell provided a list of customers that received a delinquent letter by mail and are subject to disconnection of service.

Ms. Campbell informed the Board that EDP has been attempting to complete the connections to Mr. Kevin Murray's property at 4910 Doreen, but has been unable to obtain the required information regarding an irrigation system Mr. Murray states is on the property. Mr. Murray's father indicated, at previous meetings, he was an alternate point of contact for Mr. Murray. The consensus of the Board is to have Mr. Willis and EDP notify Mr. Murray and his father that they will have until December 31 to provide the required information to EDP or the connections will not be completed and the meters pulled.

Upon a motion duly made by Supervisor Casher, seconded by Supervisor Fleck, and after full discussion, the Board voted unanimously to (i) approve the Operator's Report, repairs to the water and wastewater system, and the account termination list, (ii) authorize installation of the lift pump in the amount of \$28,750.00, (iii) approve the adjustment of \$39.00 for the customer at 618 Cleo Street, and (iv) authorize Mr. Willis to prepare a letter to Mr. Murray and his father regarding connection to the District's service.

## **6. ATTORNEY'S REPORT**

The Board recognized Mr. Willis, who presented the Attorney's report as follows:

#### **A. Approval of Minutes**

The proposed minutes of the meetings held on October 15, 2020 and October 20, 2020, were presented for approval.

Upon motion duly made by Supervisor Fleck, seconded by Supervisor Medina, the Board voted unanimously to approve the minutes of the meetings held on October 15, 2020 and October 20, 2020, as presented.

#### **B. Discuss Regional Facilities Contract**

Mr. Willis noted the amendment of the contract with COA, as discussed at previous meetings, is in process.

#### **C. Adopt Order Canvassing Supervisors Election**

The Board next considered adoption of a proposed Order Canvassing Election Returns. Mr. Willis read the returns of the Election held for and within the District on November 3, 2020, which indicated that Calvin Casher, Rosa Linda Medina, and Erasto Vallejo were each elected to the Board for four year terms.

Upon motion made by Supervisor Hamilton, and seconded by Supervisor Casher, the Board voted unanimously to adopt the Order Canvassing Election Returns, as submitted.

#### **D. Consider Qualifications of Supervisors**

The Official Oath of Office and Sworn Statement of Supervisor Casher were then presented for approval. The Board noted that Supervisor Casher had executed the Sworn Statement and taken the Oath of Office, in accordance with the provisions of Section 49.055 of the Texas Water Code.

Upon motion made by Supervisor Casher, and seconded by Supervisor Carreon, the Board voted unanimously to accept said Sworn Statement and Oath and to authorize that each be filed and retained in the District's official records, and that such Oath be filed with the Secretary of State of the State of Texas.

#### **E. Appoint Tax Assessor/Collector**

The Board next considered the appointment of a resident Tax Assessor/Collector to the vacant position. The consensus of the Board was to appoint Mr. Greg Fleck.

Upon a motion made by Supervisor Casher, seconded by Supervisor Carreon, and after full discussion, the Board voted unanimously to appoint Mr. Greg Fleck to the unexpired 2-year term of Tax Assessor/Collector.

#### **F. Consider Qualifications of Tax Assessor/Collector**

The Official Oath of Office and Sworn Statement of Mr. Fleck were then presented for approval. The Board noted that Mr. Fleck had executed the Sworn Statement and taken the Oath of Office, in accordance with the provisions of the Texas Water Code.

Upon motion made by Supervisor Casher, and seconded by Supervisor Carreon, the Board voted unanimously to accept said Sworn Statement and Oath and to authorize that each be filed and retained in the District's official records, and that such Oath be filed with the Secretary of State of the State of Texas.

**G. Discuss Purchases for District Business**

Consideration was then given to authorizing the District's purchase of tablets for the newly elected Supervisor's use for District business, as discussed at previous meetings.

Upon a motion made by Supervisor Casher, seconded by Supervisor Carreon, and after full discussion, the Board voted unanimously to approve the purchase of an additional iPad Pro at the same terms as the previously purchased iPads.

**7. REGIONAL PLANT COMMITTEE REPORT**

Supervisor Hamilton then presented the Regional Plant Committee Report.

Upon a motion made by Supervisor Casher, seconded by Supervisor Carreon, and after full discussion, the Board voted unanimously to approve the Regional Plant Committee Report.

**8. AUTHORIZE AUDIT FOR FYE ENDING DECEMBER 31, 2020**

The Board recognized then considered authorizing McCall Gibson Swedlund Barfoot PLLC, pursuant to its contract with the District, to audit the District's financial records for the fiscal year ending December 31, 2030.

Upon a motion made by Supervisor Medina, seconded by Supervisor Casher, and after full discussion, the Board voted unanimously to authorize McCall Gibson Swedlund Barfoot PLLC to audit the District's financial records.

**9. HEAR FROM THE PUBLIC.**

At this time, the Board opened the meeting to comments from the public and noted there were no members of the public present who wished to address the Board.

There being no further business to come before the Board, upon a motion duly made and seconded, the Board voted unanimously to adjourn.

**[THE REMAINDER OF THIS PAGE LEFT INTENTIONALLY BLANK.]**



PASSED, ADOPTED, and APPROVED this \_\_\_\_\_.

\_\_\_\_\_  
Secretary

[SEAL]

**Fresno Freshwater 1 Wastewater Treatment Plant**  
**October 20, 2020 Through November 20, 2020 Summary**  
**December 17, 2020**

The treatment plant operation information was received by Paul Hamilton from John Montergomery with Municipal Operations & Consultants.

WWTP Operations Report:

During the month of November 2020 per the attached MOC monthly report, the WWTP was operating at 28% of the 0.675 MGD permit capacity and was operating within permit parameters. Arcola had 14% inflow and Freshwater-1 had 14% inflow. The plant average daily flow was 187,826 gallons. During the month total plant inflow (9/30/2020-10/31/2020) was 5,822,600 gallons. The daily plant peak flow was 261,100 gallons. The total rainfall for the month of September was 0.25 inches.

WWTP Discharge Monitoring Report:

The October 2020 Discharge Monitoring Report (DMR) did not reflect any parameter exceedances. A copy of the DMR is attached.

Operations Expenses

The WWTP total expenses from October 1, 2020 to October 29, 2020 was \$ 2,948.07. \$1000.00 for MOC monthly services plus \$ 1,948.07 for ancillary supplies and activities. See attached expense sheets, back 3 pages of the report package.

*Paul Hamilton*

FBFW1 Supervisor & Treatment Plant Liaison



# Municipal Operations & Consulting, Inc.

## MONTHLY OPERATIONS REPORT FOR THE CITY OF ARCOLA

November, 2020

TOTAL CONNECTION COUNT: 744  
SEWER ONLY BILLED: 252  
WATER/SEWER BILLED: 348  
VACANTS: 144

BILLING PERIOD: 10/20/20 - 11/20/20

FWSD 1 - Previous Read 144,763,000  
Read Date: 11/20/20 147,618,000  
Total Gallons Pumped: 2,855,000  
Water received from FB 141 0  
Water supplied to FB 141 0  
Gallons Billed 2,340,000  
Leaks and Flushing 310,000  
Pumped vs Billed 93%

### Notes:

	Penalty	Tap Fee	Sewer	Water	NFBWA	TCEQ	Misc.	Deposit	TOTAL
REVENUE:	\$619.91	\$0.00	\$24,630.96	\$19,193.78	\$8,708.03	\$0.00	\$608.26	\$300.00	\$54,060.94

### WASTEWATER TREATMENT PLANT

T.C.E.Q. Permit Number: TX0102385  
Permit expiration date: January, 2024

### October, 2020

Average daily flow	187,826	Permitted Daily Flow	675,000	Measured by:
Average CBOD	4	Permitted CBOD	10	gal.per day
Average Total Suspended Solids	1.14	Permitted T.S.S.	15	lbs/day
Average Ammonia Nitrogen	0.06	Permitted Ammonia Nitrogen	3	mg/l
Average PH	7.53	Permitted PH	6.00 - 9.00	STD UNIT
Average Dissolved Oxygen	6.45	Permitted Dissolved Oxygen	4.0	mg/l
E. coli	7.40	Permitted E. coli	126.0	mpn/100 ml
Total Rainfall	0.25"			
Daily Average Flow - FS #1	92,817			
FS #1 Flow	14%			
Arcola Flow	14%			

Sewer Treatment plant is currently operating at **28%** of the permitted capacity

### Sewer Treatment Plant/Lift Station - Notes



TX0102385  
ARCOLA, CITY OF  
CITY OF ARCOLA WWTP  
001 - External Outfall  
From 10/01/20 to 10/31/20  
NetDMR Validated

Major:  
Permittee Address:  
13222 HWY 6  
ARCOLA, TX 77583  
5925 FM 521  
ARCOLA, TX 77583  
A - DOMESTIC FACILITY - 001

Facility Location:  
Discharge:  
DMR Due Date:  
11/20/20

Last Name:  
Telephone:

	NODI	Quantity or Loading		Quality or Concentration		# of Ex.	
		Value 1	Value 2	Value 1	Value 2	Value 3	Units
DO]	Smpl.			= > 6.45			mg/L
	Req.			>=4.0 Monthly Minimum			Milligrams per Liter
	NODI						
	Smpl.			= > 7.34		= > 7.71	SU
	Req.			>=6.0 Minimum		<=9.0 Maximum	Standard Units
	NODI						
	Smpl.	< > 1.838			< > 1.14	= > 1.47	mg/L
	Req.	<=84.0 Daily Average			<=15.0 Daily Average	<=40.0 Daily Maximum	Milligrams per Liter
	NODI						
Total	Smpl.	< > 0.1			< > 0.0618	= > 0.109	mg/L

MODI	Quantity or Loading		Quality or Concentration		# of Ex.
	Value 1	Value 2	Value 1	Value 2	
Req.	<= 17.0 Daily Average			<= 3.0 Daily Average	Milligrams per Liter
NODI					
Influent					
Smpl.	<= 0.187825	<= 0.2611			MGD
Req.	<= 0.675 Daily Average	Req Mon Daily Maximum			Million Gallons per Day
NODI					
Effluent					
Smpl.			<= 1.95	<= 4.61	mg/L
Req.			>= 1.0 Monthly Minimum	<= 4.0 Monthly Maximum	Milligrams per Liter
NODI					
Total					
Smpl.					MPN 100mL
Req.					Most Probable Number (MPN) per 100ml
NODI					
Influent					
Smpl.	<= 1507.864				lb/d
Req.	Req Mon Daily Average			Req Mon Daily Average	Pounds per Day
NODI					
Effluent					
Smpl.	<= 5.814				lb/d
Req.	<= 56.0 Daily Average				Pounds per Day
NODI					

REACTIVE NOVEMBER 11, 2019 AND LASTING THROUGH COMPLETION OF EXPANSION TO THE 0.95 MGD FACILITY.

# City of Arcola Sewage Treatment Plant

October-20

	Flow Reading	Total Gallons x100	2hr Peak	CL <sub>2</sub> Res.	Mag. Res.	Final CL <sub>2</sub>	Sample Temp	%Solids SV - 30	Sludge Blanket	Waste Time	Bleach Total Used	Rainfall (Inches)
9/30/2020	7410211		25	3.1	0.11		3			40	20	0
10/1/2020	7411761	1550	50	3.3	0.15	3.15	3	28	5	0	20	0
10/2/2020	7413734	1973	35	3.7	0.09	3.61	3			40	20	0
10/3/2020	7415330	1596	28	3.5	0.12	3.38	3			0	20	0
10/4/2020	7417403	2073	26	3.4	0.1	3.3	3			40	20	0
10/5/2020	7419368	1955	18	3.6	0.11	3.49	3			40	20	0
10/6/2020	7421246	1878	32	3.4	0.15	3.25	3	28	5	0	20	0
10/7/2020	7423430	2184	30	3.2	0.12	3.08	3			40	20	0
10/8/2020	7425043	1613	32	2.7	0.09	2.61	3	30	5	0	20	0
10/9/2020	7427017	1974	55	2.6	0.11	2.49	3			40	20	0
10/10/2020	7428853	1836	28	2.8	0.1	2.7	3			0	20	0
10/11/2020	7430951	2098	30	3	0.15	2.85	3			40	20	0
10/12/2020	7432876	1925	28	3.1	0.05	3.05	3			0	20	0
10/13/2020	7434488	1612	20	3.3	0.1	3.2	3	26	5	40	20	0
10/14/2020	7435964	1476	50	3.4	0.11	3.29	3			40	20	0
10/15/2020	7437940	1976	20	3.1	0.08	3.02	3	18	5	40	20	0
10/16/2020	7439739	1799	30	3.3	0.12	3.18	3			0	20	0
10/17/2020	7441514	1775	25	3	0.1	2.9	3			0	20	0.25
10/18/2020	7443472	1958	20	3.1	0.11	2.99	3			40	20	0
10/19/2020	7445618	2146	45	3	0.18	2.82	3			40	20	0
10/20/2020	7447778	2160	31	3.2	0.09	3.11	3	18	5	0	20	0
10/21/2020	7449722	1944	35	3	0.1	2.9	3			40	20	0
10/22/2020	7451593	1871	36	2.6	0.11	2.49	3	20	5	40	20	0
10/23/2020	7453279	1686	40	2.1	0.08	2.02	3			0	20	0
10/24/2020	7455092	1813	42	2.3	0.08	2.22	3			40	20	0
10/25/2020	7456853	1761	28	2.1	0.11	1.99	3			0	20	0
10/26/2020	7459033	2180	30	2.3	0.1	2.2	3			40	20	0
10/27/2020	7460730	1697	32	2.1	0.15	1.95	3	22	5	0	20	0
10/28/2020	7462470	1740	31	2.2	0.11	2.09	3			40	20	0
10/29/2020	7465081	2611	25	2.3	0.12	2.18	3	20	5	0	20	0
10/30/2020	7466940	1859	21	2.6	0.08	2.52	3			40	20	0
10/31/2020	7468437	1497	35	2.3	0.11	2.19	3			0	20	0

Total Flow Gallons: 5,822,600

Daily Average (0.5 MGD): 187,826

Daily Peak Flow: 261,100

Four Peak in GPM (1389): 573

Supervising Operator: James Durgens

Supervisor License #: WW0061603 (B)

Supervisor Signature:

Date:

Min. Cl<sub>2</sub> 1.95

Max. Cl<sub>2</sub> 3.61

Total CL<sub>2</sub>: 640

Total Daily Avg CL<sub>2</sub>: 20

Total Rainfall: 0.25



27316 Spectrum Way  
Oak Ridge, TX 77385  
Phone: (281) 367-5511  
Fax: (281) 367-5517

1825 N Mason Rd  
Katy, TX 77449  
Phone: (281) 347-8686

**City of Arcola  
Bookkeeper Invoice Log (SP)**

**November 2020**

Invoice Date	Invoice #	Vendor	Service/Mdse.	Used At	Invoice Total
22-Oct	210721	BMI	Sludge Haul	SP	\$ 2,145.00
30-Oct	235684	NAPCO Chemical Company	Chemicals	SP	\$ 2,652.00
4-Nov	2006315	NWDLS	Lab Fees	SP	\$ 1,115.00
1-Dec		Municipal Operations & Consulting, Inc.	Wastewater Operations	SP	\$ 1,948.07







**NAPCO**  
CHEMICAL COMPANY  
Customized Water Treatment Solutions

PO Box 1239  
Spring, TX 77383  
Phone: (281) 651-6800

**RECEIVED**  
Invoice

<b>Invoice No.</b>	235684
<b>Customer No.</b>	002788

**Bill To**

Municipal Operations & Consulting, Inc  
P.O. Box 1689  
Spring, TX 77383-1689

**Ship To**

City of Arcola STP  
5921 FM 521  
MOC  
Arcola, TX 77583

Invoice Date	Order Date	SO Number	Order By	Customer PO Number	Payment Method	
10/30/2020	10/30/2020		Jud	46078	Net 30	
Ship Via		F.O.B.		Salesperson		
				JPR		
Ship Qty	Item Number - Description				Unit Price	Extend Price
2,040.00	NAP-BLEACH-BULK UOM: GAL				1.3000	2,652.00
00	Hypochlorite solutions (Sodium Hypochlorite) - bulk					
	Remarks: Napco Bleach 12.5%					
	Class 8 UN1791 PKG III, RQ, Corrosive DOT-E 12412 (NAPCO 12.5% Bleach)					
	Certified to NSF ANSI Std. 60 MUL 70 mg/L					
	Lot #- 2020-2791- del: 10/15/20					



**Print Date** 11/01/20  
**Print Time** 05:54 PM  
**Page No.** 1  
**Printed by:** Dclem

<b>Total Paid</b>	0.00
<b>Previous Balance</b>	3393.00
<b>Due Date</b>	11/29/20

<b>Subtotal</b>	2652.00
<b>Invoice Total</b>	2652.00



North Water District Laboratory Services, Inc.  
130 South Trade Center Parkway  
Conroe, TX 77385

## INVOICE

Date	Invoice No.
11/04/2020	2006315-Municipal Operations and Consulting

**PO Number:**  
**Terms:** 30.00  
**Remit Due Date:** 12/04/2020  
**Page:** Page 1 of 1

**Invoice To:** Accounts Payable  
Municipal Operations and Consulting  
27316 Spectrum Way  
Oak Ridge, TX 77385

### Samples Received from: 10/02/2020 through 10/30/2020

**Project:** City of Arcola - Non Potable - Weekly Thurs, City of Arcola - Non Potable - Bi Monthly 1, City of Arcola - Non Potable - Weekly - Fri, City of Arcola - Non Potable - Bi Monthly 2, City of Arcola - Fees  
**Project Manager:** Deena Higginbotham  
**Project Number:** 387  
**Work Order(s):** 20J0162, 20J0163, 20J0164, 20J0165, 20J0166, 20J1184, 20J1907, 20J2664, 20J3420, 20J4166, 20J4466

Analysis/Description	Matrix	Qty	Unit Cost	Extended Cost
CBOD-5210	Aqueous	5	\$22.50	\$112.50
DMR Flows	Aqueous	5	\$0.00	\$0.00
DO Field	Aqueous	5	\$10.00	\$50.00
MLSS-2540	Aqueous	2	\$20.00	\$40.00
NELAP Admin Fee	Aqueous	1	\$10.00	\$10.00
netDMR EDD Upload and Final Report	Aqueous	1	\$25.00	\$25.00
NH3-N SEAL-350.1	Aqueous	5	\$20.00	\$100.00
pH Field	Aqueous	5	\$10.00	\$50.00
RBOD-5210	Aqueous	5	\$22.50	\$112.50
RNH3-N SEAL-350.1	Aqueous	5	\$20.00	\$100.00
RTSS-2540	Aqueous	5	\$20.00	\$100.00
TC EC-9223	Aqueous	2	\$50.00	\$100.00
TDS-160.1	Aqueous	5	\$20.00	\$100.00
TSS-2540	Aqueous	5	\$20.00	\$100.00
VSS-160.4	Aqueous	2	\$20.00	\$40.00
Weekday Collection	Aqueous	5	\$15.00	\$75.00

**Invoice Total:** **\$1,115.00**

**Thank you for being our customer! Don't forget, NWDLS is accredited to do bio-monitoring.**

**Remit To:** Accounts Receivable  
North Water District Laboratory Services, Inc.  
130 South Trade Center Parkway  
Conroe, TX 77385  
Tel: 936 321 6060

**Thank you for being our customer! Don't forget, NWDLS is accredited to do bio-monitoring.**

**Wastewater Plant**

10/01	5925 FM 521	Pulled sample from facility headworks.	Supervisor	1.5	\$ 40.00	\$ 60.00	
			Utility Truck	1.5	\$ 18.00	\$ 27.00	\$ 87.00
10/05	5925 FM 521	Cleaned and pulled rags from aeration basin.	Foreman	1.5	\$ 35.00	\$ 52.50	
			Utility Truck	1.5	\$ 18.00	\$ 27.00	\$ 79.50
10/06	5925 FM 521	Checked filters and oil level on blowers.	Foreman	0.5	\$ 35.00	\$ 17.50	
			Utility Truck	0.5	\$ 18.00	\$ 9.00	\$ 26.50
10/06	5925 FM 521	Exercised generator.	Foreman	1.0	\$ 35.00	\$ 35.00	
			Utility Truck	1.0	\$ 18.00	\$ 18.00	\$ 53.00
10/06	5925 FM 521	Performed facility walk through.	Supervisor	1.0	\$ 40.00	\$ 40.00	
			Utility Truck	1.0	\$ 18.00	\$ 18.00	\$ 58.00
10/07	5925 FM 521	Cleaned chlorine contact chamber.	Foreman	1.0	\$ 35.00	\$ 35.00	
			Utility Truck Materials	1.0	\$ 18.00	\$ 18.00 \$ 17.57	\$ 70.57
10/07	5925 FM 521	Cleaned stilling well.	Foreman	1.0	\$ 35.00	\$ 35.00	
			Utility Truck	1.0	\$ 18.00	\$ 18.00	\$ 53.00

Date	Service Location	Work Description	Material/Labor Cost				Job Total
			Labor/Equip	Qty	Rate	Amount	
10/08	5925 FM 521	Cleaned stilling well.	Foreman	1.0	\$ 35.00	\$ 35.00	
			Utility Truck	1.0	\$ 18.00	\$ 18.00	\$ 53.00
10/08	5925 FM 521	Swept control building and collected trash throughout facility.	Foreman	1.0	\$ 35.00	\$ 35.00	
			Utility Truck	1.0	\$ 18.00	\$ 18.00	\$ 53.00
10/08	5925 FM 521	Pulled sample from facility headworks.	Foreman	1.5	\$ 35.00	\$ 52.50	
			Supervisor	2.5	\$ 40.00	\$ 100.00	
			Utility Truck	4.0	\$ 18.00	\$ 72.00	\$ 224.50
10/12	5925 FM 521	Cleaned and pulled rags from aeration basin.	Foreman	1.0	\$ 35.00	\$ 35.00	
			Utility Truck	1.0	\$ 18.00	\$ 18.00	\$ 53.00
10/13	5925 FM 521	Exercised generator.	Foreman	0.5	\$ 35.00	\$ 17.50	
			Utility Truck	0.5	\$ 18.00	\$ 9.00	\$ 26.50
10/14	5925 FM 521	Cleaned stilling well.	Foreman	1.0	\$ 35.00	\$ 35.00	
			Utility Truck	1.0	\$ 18.00	\$ 18.00	\$ 53.00
10/14	5925 FM 521	Replaced belts on blower.	Foreman	1.0	\$ 35.00	\$ 35.00	
			Utility Truck	1.0	\$ 18.00	\$ 18.00	\$ 53.00
10/15	5925 FM 521	Cleaned stilling well.	Foreman	1.0	\$ 35.00	\$ 35.00	
			Utility Truck	1.0	\$ 18.00	\$ 18.00	\$ 53.00
10/15	5925 FM 521	Pulled sample from facility headworks.	Foreman	2.0	\$ 35.00	\$ 70.00	
			Laborer	1.5	\$ 25.00	\$ 37.50	
			Utility Truck	3.5	\$ 18.00	\$ 63.00	\$ 170.50
10/19	5925 FM 521	Cleaned and pulled rags from aeration basin.	Foreman	1.0	\$ 35.00	\$ 35.00	
			Utility Truck	1.0	\$ 18.00	\$ 18.00	\$ 53.00
10/20	5925 FM 521	Exercised generator.	Foreman	0.5	\$ 35.00	\$ 17.50	
			Utility Truck	0.5	\$ 18.00	\$ 9.00	\$ 26.50
10/20	5925 FM 521	Cleaned stilling well.	Foreman	1.0	\$ 35.00	\$ 35.00	
			Utility Truck	1.0	\$ 18.00	\$ 18.00	\$ 53.00

Date	Service Location	Work Description	Material/Labor Cost				Job Total
			Labor/Equip	Qty	Rate	Amount	
10/20	5925 FM 521	Cleaned clarifier.	Foreman	1.0	\$ 35.00	\$ 35.00	
			Utility Truck	1.0	\$ 18.00	\$ 18.00	\$ 53.00
10/20	5925 FM 521	Cleaned stilling well.	Foreman	1.0	\$ 35.00	\$ 35.00	
			Utility Truck	1.0	\$ 18.00	\$ 18.00	\$ 53.00
10/20	5925 FM 521	Cleaned chlorine contact chamber.	Foreman	1.0	\$ 35.00	\$ 35.00	
			Utility Truck	1.0	\$ 18.00	\$ 18.00	\$ 53.00
10/22	5925 FM 521	Pulled sample from facility headworks.	Foreman	1.5	\$ 35.00	\$ 52.50	
			Supervisor	1.5	\$ 40.00	\$ 60.00	
			Utility Truck	3.0	\$ 18.00	\$ 54.00	\$ 166.50
10/23	5925 FM 521	Swept and cleaned all facility buildings and collected trash.	Foreman	1.0	\$ 35.00	\$ 35.00	
			Utility Truck	1.0	\$ 18.00	\$ 18.00	\$ 53.00
10/27	5925 FM 521	Cleaned and pulled rags from aeration basin and collected trash throughout facility.	Foreman	1.0	\$ 35.00	\$ 35.00	
			Utility Truck	1.0	\$ 18.00	\$ 18.00	\$ 53.00
10/27	5925 FM 521	Exercised generator.	Foreman	0.5	\$ 35.00	\$ 17.50	
			Utility Truck	0.5	\$ 18.00	\$ 9.00	\$ 26.50
10/28	5925 FM 521	Cleaned stilling well.	Foreman	1.0	\$ 35.00	\$ 35.00	
			Utility Truck	1.0	\$ 18.00	\$ 18.00	\$ 53.00
10/29	5925 FM 521	Pulled sample from facility headworks.	Foreman	1.5	\$ 35.00	\$ 52.50	
			Supervisor	1.0	\$ 40.00	\$ 40.00	
			Utility Truck	2.5	\$ 18.00	\$ 45.00	\$ 137.50
		Total Wastewater Plant	\$1,948.07				

THE STATE OF TEXAS   \$  
COUNTY OF FORT BEND   \$  
FORT BEND COUNTY FRESH WATER SUPPLY DISTRICT NO. 1                 \$

1. The Board convened in regular session, open to the public, on December 17, 2020, via video conference, as permitted by the March 16, 2020, Declaration by the Governor of the State of Texas which suspended certain provisions of Chapter 551, Texas Government Code, and the roll was called of the members of the Board, to-wit:

Page 62

**RESOLUTION AUTHORIZING FILING  
WITH COMPTROLLER OF PUBLIC ACCOUNTS OF STATE OF TEXAS  
DOCUMENTATION OF EMINENT DOMAIN AUTHORITY**

THE STATE OF TEXAS  
  
COUNTY OF FORT BEND  
  
FORT BEND COUNTY FRESH WATER SUPPLY DISTRICT NO. 1

§  
§  
§  
§  
§

WHEREAS, Senate Bill No. 1812 enacted by the 84th Legislature of the State of Texas requires all public and private entities authorized to exercise eminent domain powers in Texas to submit a letter to the Comptroller of Public Accounts detailing their legal authority to exercise the powers of eminent domain;

WHEREAS, Fort Bend County Fresh Water Supply District No. 1 (the "District") has eminent domain authority under Article I, Section 17 of the Texas Constitution, Article XVI, Section 59 of The Texas Constitution as implemented by Chapters 49 and 53 of the Texas Water Code, including Texas Water Code Section 49.222, Texas Water Code Section 49.224, Texas Water Code Sections 11.033, 11.035, 30.033, Texas Local Government Code Sections 572.012 and 572.013, Texas Natural Resources Code Section 221.021; and Chapter 21 of the Property Code; and

WHEREAS, the Board of Supervisors of the District deems it in the best interest of the District to file a letter with the Comptroller of Public Accounts detailing the District's legal authority to exercise the powers of eminent domain.

NOW, THEREFORE, BE IT RESOLVED BY THE BOARD OF SUPERVISORS OF FORT BEND COUNTY FRESH WATER SUPPLY DISTRICT NO. 1 THAT:

I.

The Board of the District hereby authorizes the Attorney for the District to complete and file with the Comptroller of Public Accounts the information set forth in Exhibit "A", attached hereto detailing the District's legal eminent domain authority. Said information is to be filed online with the Comptroller of Public Accounts no later than February 1, 2021.

II.

The President and the Vice President of the Board or either of them, and the Secretary and any Assistant Secretary of the Board, or any of them, are authorized to evidence approval of this Resolution and to do any and all things necessary and proper to give effect to the intent hereof.

PASSED AND APPROVED this December 17, 2020.

/s/ Paul Hamilton  
President, Board of Supervisors

ATTEST:

/s/ Calvin Casher  
Secretary, Board of Supervisors

### **Exhibit “A”**

Senate Bill 1812 requires the Texas Comptroller of Public Accounts to collect and post the following information online:

1. Entity’s full legal name;
2. Entity’s address and public contact information;
3. Name and contact information of the appropriate officer, or other person, representing the entity;
4. Type of entity;
5. Legal provision(s) granting the entity’s eminent domain authority;
6. Focus or scope of the eminent domain authority granted to the entity;
7. Earliest date the entity had authority to exercise the power of eminent domain;
8. Entity’s taxpayer identification number, if any;
9. Whether the entity exercised its eminent domain authority in the preceding calendar year by filing a condemnation petition under Section 21.012, Property Code; and
10. Entity’s Internet website address or, if the entity does not operate an internet website, contact information to enable the public to obtain information from the entity.