

**NOTICE OF MEETING
FORT BEND COUNTY FRESH WATER SUPPLY DISTRICT NO. 1
OF
FORT BEND COUNTY, TEXAS**

Notice is hereby given that the Board of Supervisors of Fort Bend County Fresh Water Supply District No. 1 will meet in special session, open to the public, at 6:00 p.m. on Thursday, February 25, 2021. Due to concerns regarding the Coronavirus (COVID-19), the Board will conduct the meeting via video conference. The video conference meeting is authorized by the suspension of certain provisions of Chapter 551, Texas Government Code, as described below. Electronic copies of the meeting materials are available at www.fortbendwater1.com at such time as the meeting occurs or by contacting dllopez@sklaw.us.

To participate in the meeting using ZOOM, please use the following link:
<https://us02web.zoom.us/j/84833191705?pwd=QUd2N2RWYzlpMFFlWUJvam9abDQzQ109>
Meeting ID: 848 3319 1705
Passcode: 902601

To participate by audio only:
Phone Number: 346 248 7799
Meeting ID: 848 3319 1705
Passcode: 902601

At the meeting the following items will be considered:

1. Hear from public solely regarding matters on the agenda (limited to 3 minutes per person).

2. Review Bookkeeper's Report and consider taking action thereon, including:

- A. Approval of bills submitted to the District for payment.
- B. Review Investment Report and authorize necessary action in connection therewith.
- C. Review Collateral Pledge Report and Investment Policy and authorize necessary action in connection therewith including any amendments or changes thereto.

3. Review Tax Assessor/Collector's Report and consider taking action thereon, including:

- A. Approve write-offs as recommended by the Fort Bend County Tax Assessor/Collector.

4. Review Engineer's Report and consider taking action thereon, including:

- A. Report on status of projects including: (i) wastewater service to Fresno Gardens North, Gateway Acres and Fresno Ranchos, and (ii) Water Plant No. 2, and take action related thereto, including authorize advertisement of bids, award of contracts, approval of pay estimates and change orders.
- B. Authorize Engineer to prepare plans and specification for water and wastewater systems projects as necessary.
- C. Authorize solicitation/advertisement of bids for construction of water system and wastewater system projects necessary.
- D. Report on status of project funding, and take necessary action related thereto, including update on TCEQ Bond Application.
- E. Consider and take action on requests for water and sanitary sewer service.
- F. Update concerning status of non-residential connections.
- G. Update concerning Trammel Fresno road widening project.
- H. Update concerning emergency water interconnect with BC MUD 21.
- I. Update concerning emergency water interconnect with Charleston MUD. *
- J. Update of status of City of Arcola water plant.
- K. Update on status of WWTP expansion.
- L. Update concerning FM 521 road widening project.
- M. Update concerning WP 1 inspection.

5. Review Operator's Report and consider taking action thereon, including:

- A. Approval of repairs to water and wastewater systems.
- B. Approval of requests for water taps.
- C. Approval of water termination list.

6. Attorney's Report and consider taking action thereon, including:


- A. Approval of minutes of meetings held on January 21, 2021.
- B. Discuss and take action on Regional Facilities Contract.
- C. Approve Resolution Regarding Tax Exemptions.
- D. Engage Attorney to Collect Delinquent Taxes.
- E. Authorize 20% Penalty on delinquent taxes.

7. Regional Plant Committee Report and consider taking action thereon.

8. Hear from public.

Pursuant to the March 16, 2020, Declaration by the Governor of the State of Texas, certain requirements of Chapter 551, Texas Government Code, have been suspended in response to the Coronavirus (COVID-19) disaster. This action allows governmental bodies to conduct meetings by telephone or video conference to advance the public health goal of limiting face-to face meetings (also called "social distancing") to slow the spread of the Coronavirus (COVID-19).

**FORT BEND COUNTY FRESH WATER
SUPPLY DISTRICT NO. 1**

By: 
Maria Salinas Parker
Sanford Kutil, Megan Kutil, Parker Kutil LLP
Attorneys for the District



MUNICIPAL ACCOUNTS
& CONSULTING, L.P.

Fort Bend County Fresh Water Supply District No. 1

Bookkeeper's Report

February 25, 2021

Cash Flow Report - Checking Account

As of February 25, 2021

Num	Name	Memo	Amount	Balance
BALANCE AS OF 01/22/2021				\$7,249.87
Receipts				
	Wire Transfer from Lockbox		150,605.41	
	Interest Earned on Checking		21.86	
	City of Arcola Joint Water Payment		5,000.00	
	City of Arcola Joint Water Payment		38,153.36	
Total Receipts				193,780.63
Disbursements				
5697	Erasto Vallejo	VOID: Fees of Office - 1/21/21	0.00	
5716	Hudson Energy Services, LLC	Utility Expense	(3,391.61)	
5719	AT&T Mobility - #0808	IPad Expense	(261.08)	
5720	AT&T Mobility - #9958	Wireless Internet Expense	(78.22)	
5721	Calvin Cashier	Fees of Office - 2/25/21	(138.53)	
5722	Erasto Vallejo	Fees of Office - 2/25/21	(138.53)	
5723	Paul Hamilton	Fees of Office - 2/25/21	(138.52)	
5724	Rosa Linda Medina	Fees of Office - 2/25/21	(113.53)	
5725	Paul Hamilton	Fees of Office - WWTP Report	(138.53)	
5726	Gregory Fleck	Tax Assessor Fee	(277.05)	
5727	Benita Kovar Family Trust	Deposit Refund	(100.00)	
5728	Brian & Kerri Larson	Deposit Refund	(80.47)	
5729	Guadalupe Castillo	Deposit Refund	(354.95)	
5730	Isaac Escobar	Deposit Refund	(26.45)	
5731	Isabel Lopez	Deposit Refund	(49.00)	
5732	Norma Chavez	Deposit Refund	(20.70)	
5733	St. Peter's & St. Paul's Orthodox Church	Builder Deposit	(1,000.00)	
5734	A&H Services	PE #1 - WP #1 Recoating	(38,632.50)	
5735	Association of Water Board Directors	Conference Registration Fees	(408.00)	
5736	City of Arcola	Sewer Collections	(5,138.69)	
5737	DSHS Central Lab MC2004	Laboratory Fees	(807.90)	
5738	DXI Industries, Inc.	Chemical Expense	(245.92)	
5739	Envirodyne Laboratories, Inc	Laboratory Fees	(90.00)	
5740	Environmental Development Partners	Maintenance & Operations	(26,312.09)	
5741	Fort Bend Central Appraisal District	Central Appraisal District Fees	(5,456.00)	
5742	Fort Bend County Elections	Election Expense	(2,460.00)	
5743	Geotest Engineering, Inc.	Fresno Gardens N. WW Plumbing Project	(311.20)	
5744	Jacobs Engineering Group, Inc.	Engineering Fees	(32,770.85)	
5745	Municipal Accounts & Consulting, LP	Bookkeeping Fees	(3,147.21)	
5746	North Fort Bend Water Authority	Pumpage Fees	(34,042.50)	
5747	Sanford Kuhl Hagan Kugle Parker Kahn LLP	Legal Fees	(9,029.36)	
5748	Texas Commission on Environmental Quality	2020 Revenue & Regulatory Assessment Fee	(3,772.96)	
5749	Hudson Energy Services, LLC	Utility Expense	0.00	
5750	AT&T Mobility - #0808	IPad Expense	0.00	
5751	AT&T Mobility - #9958	Wireless Internet Expense	0.00	
5752	Rosa Linda Medina	Fees of Office - AWBD Mid Winter Conference	(227.05)	
5753	Calvin Cashier	Fees of Office - AWBD Mid Winter Conference	(277.05)	
ACH	Frontier Communications	Telephone Expense	(132.47)	
Svc Chg	BBVA USA	Bank Service Charge	(18.00)	
Total Disbursements				(169,586.92)
BALANCE AS OF 02/25/2021				\$31,443.58

BBVA USA-CHECKING - #XXXX0647

Fort Bend County FWSD No. 1 - GOF
Cash Flow Report - Lockbox Account
 As of February 25, 2021

Num	Name	Memo	Amount	Balance
BALANCE AS OF 01/22/2021				\$120,857.32
Receipts				
	Interest Earned on Lockbox Checking		1.05	
	Accounts Receivable		31,450.81	
Total Receipts				31,451.86
Disbursements				
Rtn Chk	Fort Bend County FWSD No 1	Returned Check	(130.87)	
Wire	Fort Bend County FWSD No 1	Wire Transfer to Checking	(150,605.41)	
Total Disbursements				(150,736.28)
BALANCE AS OF 02/25/2021				\$1,572.90

Cash Flow Report - Checking Account

As of February 25, 2021

Num	Name	Memo	Amount	Balance
BALANCE AS OF 01/22/2021				\$100.00
Receipts				
	Interest Earned on Checking		0.07	
	Wire Transfer from DFund Money Market		1,008.00	
Total Receipts				1,008.07
Disbursements				
5031	Jacobs Engineering Group, Inc.	TWDB WP No. 2 Engineering Fees	(1,008.00)	
Svc Chg	BBVA USA	Bank Service Charge	(0.07)	
Total Disbursements				(1,008.07)
BALANCE AS OF 02/25/2021				\$100.00

Account Balances

As of February 25, 2021

Financial Institution (Acct Number)	Issue Date	Maturity Date	Interest Rate	Account Balance	Notes
Fund: Operating					
Certificates of Deposit					
LONE STAR BANK (XXXX2413)	02/25/2020	02/24/2021	1.98 %	240,000.00	
ALLEGIANCE BANK (XXXX0783)	04/29/2020	04/29/2021	0.85 %	240,000.00	
PIONEER BANK (XXXX2548)	05/28/2020	05/28/2021	0.99 %	240,000.00	
THIRD COAST BANK, SSB (XXXX6605)	05/30/2020	05/30/2021	0.75 %	240,000.00	
SOUTH STAR BANK (XXXX0172)	07/01/2020	06/30/2021	0.50 %	240,000.00	
TEXAS REGIONAL BANK (XXXX0879)	07/31/2020	07/31/2021	0.55 %	240,000.00	
SPIRIT OF TEXAS BANK (XXXX6670)	09/29/2020	09/29/2021	0.55 %	240,000.00	
BANCORPSOUTH (XXXX5280)	10/30/2020	10/30/2021	0.70 %	240,000.00	
PLAINS STATE BANK (XXXX1329)	11/24/2020	11/24/2021	0.35 %	240,000.00	
WALLIS BANK (XXXX0319)	11/24/2020	11/24/2021	0.40 %	240,000.00	
VERITEX COMMUNITY BANK (XXXX0266)	11/25/2020	11/25/2021	0.40 %	240,000.00	
TEXAS FIRST BANK (XXXX7767)	12/22/2020	12/22/2021	0.35 %	240,000.00	
INDEPENDENT BANK (XXXX1575)	12/29/2020	12/30/2021	0.35 %	240,000.00	
FRONTIER BANK (XXXX2246)	01/23/2021	01/23/2022	0.50 %	240,000.00	
Money Market Funds					
TEXAS CLASS (XXXX0002)	03/17/2020		0.13 %	2,644,263.08	
Checking Account(s)					
BBVA USA-CHECKING (XXXX3071)			0.10 %	1,572.90	Lockbox
BBVA USA-CHECKING (XXXX0647)			0.10 %	31,443.58	Checking Account
Totals for Operating Fund:				\$6,037,279.56	
Fund: Capital Projects					
Money Market Funds					
BOK Financial (XXXX01-1)	12/31/2017		0.88 %	2,085,426.64	SR 2015 - DFund
TEXAS CLASS (XXXX0001)	03/17/2020		0.13 %	76,280.42	Dfund Surplus
Checking Account(s)					
BBVA USA-CHECKING (XXXX4829)			0.10 %	100.00	Checking Account
Totals for Capital Projects Fund:				\$2,161,807.06	
Fund: Debt Service					
Certificates of Deposit					
COMMUNITY BANK OF TX-DEBT (XXXX3362)	02/27/2020	02/26/2021	1.75 %	240,000.00	
INDEPENDENT BANK-DEBT (XXXX0365)	02/27/2020	02/26/2021	1.65 %	240,000.00	
SOUTH STAR BANK-DEBT (XXXX0134)	02/27/2020	02/27/2021	1.75 %	240,000.00	
CENTRAL BANK - DEBT (XXXX1000)	02/28/2020	02/27/2021	1.60 %	240,000.00	
FRONTIER BANK - DEBT (XXXX2126)	08/04/2020	08/04/2021	0.75 %	240,000.00	
BANCORPSOUTH - DEBT (XXXX9227)	08/05/2020	08/05/2021	0.70 %	240,000.00	
Money Market Funds					
BBVA USA-DEBT (XXXX5145)	12/31/2017		0.10 %	820,280.73	Tax
TEXAS CLASS (XXXX0004)	04/09/2020		0.13 %	568,218.33	
Totals for Debt Service Fund:				\$2,828,499.06	
Grand total for Fort Bend County Fresh Water Supply District No. 1:				\$11,027,585.68	

Fort Bend Fresh Water Supply District No. 1

Capital Projects Fund Breakdown

2/18/2021

Net Proceeds for All Bond Issues

Receipts

Series 2015 - Dfund	\$2,495,655.26
Series 2015 - Interest Earnings	51,060.92
Series 2019 - Bond Proceeds	1,745,000.00
Series 2019 - Interest Earnings	-

Disbursements

Series 2015 - DFund Disbursements (Attached)	(384,909.12)
Series 2019 - Disbursements (Attached)	(74,121.39)

Total Cash Balance	\$3,832,685.67
---------------------------	-----------------------

Balances by Account

Checking - Compass (Series 2015)	\$100.00
Series 2015 - Dfund - BOK	2,085,426.64
Series 2015 - Dfund - Texas Class	76,280.42
Series 2019 - Held by Escrow Agent	1,670,878.61

Total Cash Balance	\$3,832,685.67
---------------------------	-----------------------

Balances by Bond Series

Series 2015 - Dfund	\$2,161,807.06
Series 2019 - Bond Proceeds - Held by Escrow Agent	1,670,878.61

Total Cash Balance	\$3,832,685.67
---------------------------	-----------------------

Remaining Costs & Surplus

Series 2015 Dfund - Remaining Costs	\$2,110,103.37
Series 2019 - Remaining Costs - Held by Escrow Agent	1,670,878.61

Total Amount in Remaining Costs	\$3,780,981.98
----------------------------------------	-----------------------

Series 2015 DFund - Surplus & Interest	\$51,703.69
Series 2019 - Surplus & Interest	-

Total Surplus & Interest Balance	\$51,703.69
---------------------------------------------	--------------------

Total Remaining Costs/Surplus	\$3,832,685.67
--------------------------------------	-----------------------

Fort Bend Fresh Water Supply No. 1
SERIES 2015 Dfund
COST COMPARISON

<u>CONSTRUCTION COSTS</u>	<u>USE OF PROCEEDS</u>	<u>ACTUAL COSTS</u>	<u>REMAINING COSTS</u>	<u>VARIANCE (OVER)/UNDER</u>
A. Construction Items				
1 Total Balance as of 09/30/2018		-	-	-
2 Water Plant No 2	\$1,979,022.01	-	\$1,979,022.01	-
3 Design Phase Engineering	271,500.00	271,500.00	-	-
4 Const Phase Engineering	48,000.00	22,118.64	25,881.36	-
5 Environmental Assessment	36,000.00	35,357.23	-	642.77
6 Construction Observation	81,500.00	-	81,500.00	-
7 Subsurface Utility Investigation	5,573.50	5,573.50	-	-
8 Surveying	32,060.00	23,360.00	8,700.00	-
9 Material Testing	15,000.00	-	15,000.00	-
10 GeoteclSeries 2015 - DFund Disburseme	10,500.00	10,500.00	-	-
11 Well Sitting Study	8,999.75	8,999.75	-	-
12 Potential Pollution Hazard Study	7,500.00	7,500.00	-	-
TOTAL CONSTRUCTION COSTS	<u>\$2,495,655.26</u>	<u>\$384,909.12</u>	<u>\$2,110,103.37</u>	<u>\$642.77</u>
TOTAL	<u>\$2,495,655.26</u>	<u>\$384,909.12</u>	<u>\$2,110,103.37</u>	<u>\$642.77</u>
Interest Earned				\$51,034.42
Total Surplus & Interest				\$51,677.19
Total Remaining Costs, Surplus, & Interest				\$2,161,780.56

Fort Bend County FWSD No. 1 - GOF
Actual vs. Budget Comparison

December 2020

		December 2020			January 2020 - December 2020			Annual
		Actual	Budget	Over/(Under)	Actual	Budget	Over/(Under)	Budget
Revenues								
14110	Water - Customer Service Revenue	44,905	30,000	14,905	568,247	500,000	68,247	500,000
14112	Regional Water Authority Fees	36,188	20,400	15,788	421,570	340,000	81,570	340,000
14140	Connection Fees	1,071	625	446	9,939	7,500	2,439	7,500
14150	Tap Connections	18,800	4,167	14,633	136,663	50,000	86,663	50,000
14160	Service Application Fees	0	250	(250)	1,000	3,000	(2,000)	3,000
14210	Sewer - Customer Service Fee	24,155	12,500	11,655	198,675	150,000	48,675	150,000
14220	Inspection Fees	1,075	1,000	75	9,852	12,000	(2,148)	12,000
14310	Penalties & Interest	3,061	2,167	894	25,482	26,000	(518)	26,000
14330	Miscellaneous Income	2,300	83	2,217	31,606	1,000	30,606	1,000
14340	Delinquent Tax Attorney Fees	1,248	1,667	(418)	38,936	20,000	18,936	20,000
14350	Maintenance Tax Collections	274,722	265,767	8,955	1,534,685	1,525,767	8,918	1,525,767
14351	Penalty & Interest on Tax	1,722	2,917	(1,195)	45,930	35,000	10,930	35,000
14365	Interest Earned on Checking	21	63	(41)	474	750	(276)	750
14370	Interest Earned on Temp. Invest	(17,595)	5,000	(22,595)	72,011	60,000	12,011	60,000
14410	Water Plant Operations COA	23,832	12,500	11,332	286,646	150,000	136,646	150,000
14420	Arcola Capital Recovery	5,000	5,000	0	60,000	60,000	0	60,000
Total Revenues		420,505	364,105	56,400	3,441,715	2,941,017	500,698	2,941,017
Expenditures								
16105	Operator Expense	7,082	8,333	(1,252)	84,851	100,000	(15,149)	100,000
16110	Tap Connection Expense	7,131	3,333	3,798	83,678	40,000	43,678	40,000
16130	Maintenance & Repairs	27,559	20,833	6,726	301,760	250,000	51,760	250,000
16140	Chemicals	246	500	(254)	2,095	6,000	(3,905)	6,000
16150	Laboratory Expense	490	750	(260)	5,287	9,000	(3,713)	9,000
16160	Utilities	3,372	4,167	(794)	34,543	50,000	(15,457)	50,000
16210	Inspection Expense	435	1,667	(1,232)	7,637	20,000	(12,363)	20,000
16234	Water Authority Pumpage-COA	10,874	9,583	1,291	100,630	115,000	(14,370)	115,000
16235	Water Authority Pumpage Fees	36,170	35,417	753	321,621	425,000	(103,379)	425,000
16236	Arcola WWTP Expenses	9,668	20,833	(11,165)	109,080	250,000	(140,920)	250,000
16320	Tax Assessor/Collector Fees	7,284	2,000	5,284	24,832	24,000	832	24,000
16330	Legal Fees	13,106	16,667	(3,560)	154,017	200,000	(45,983)	200,000
16340	Auditing Fees	0	0	0	21,000	25,000	(4,000)	25,000
16350	Engineering Fees	38,230	25,000	13,230	374,712	300,000	74,712	300,000
16360	Delinquent Tax Attorney Expense	1,248	1,667	(418)	38,936	20,000	18,936	20,000
16370	Election Expense	0	0	0	9,856	8,000	1,856	8,000
16380	Permit Expense	0	0	0	1,450	6,000	(4,550)	6,000
16390	Telephone Expense	251	150	101	2,608	1,800	808	1,800
16410	Sales Tax Tracking	0	1,500	(1,500)	1,500	18,000	(16,500)	18,000
16430	Bookkeeping Fees	3,499	3,333	166	40,255	40,000	255	40,000
16455	SB 622 Publications	0	167	(167)	428	2,000	(1,572)	2,000
16460	Printing & Office Supplies	450	2,083	(1,633)	11,138	25,000	(13,862)	25,000
16480	Delivery Expense	77	125	(48)	793	1,500	(707)	1,500
16490	Website Services	0	167	(167)	1,603	2,000	(397)	2,000
16495	Dues & Subscriptions	0	58	(58)	675	700	(25)	700
16520	Postage	735	667	68	8,471	8,000	471	8,000
16530	Insurance & Surety Bond	0	0	0	11,492	12,000	(508)	12,000
16540	Travel Expense	29	417	(388)	206	5,000	(4,794)	5,000
16560	Miscellaneous Expense	1,331	542	789	18,747	6,500	12,247	6,500
16570	AWBD Expense	410	0	410	410	0	410	0
16580	Bank Service Charge	60	200	(141)	713	2,400	(1,687)	2,400
16590	Seminar Expense	0	292	(292)	0	3,500	(3,500)	3,500
16600	Payroll Expenses	750	1,142	(392)	12,150	13,700	(1,550)	13,700
16620	Payroll Tax Expense	80	104	(24)	952	1,250	(298)	1,250
Total Expenditures		170,567	161,696	8,871	1,788,129	1,991,350	(203,221)	1,991,350

Fort Bend County FWSD No. 1 - GOF
Actual vs. Budget Comparison

December 2020

	December 2020			January 2020 - December 2020			Annual Budget
	Actual	Budget	Over/(Under)	Actual	Budget	Over/(Under)	
Other Revenues							
15000 Prior Year Surplus	0	1,430,703	(1,430,703)	0	1,430,703	(1,430,703)	1,430,703
Total Other Revenues	0	1,430,703	(1,430,703)	0	1,430,703	(1,430,703)	1,430,703
Other Expenditures							
16630 Transfer to CPF	0	0	0	250,640	250,370	270	250,370
16750 Capital Outlay	0	42,800	(42,800)	207,509	250,000	(42,491)	250,000
16751 Cap Outlay - Fresno Garden WWCS	0	5,800	(5,800)	1,822,405	1,830,000	(7,595)	1,830,000
16752 Cap Out - Fresno Ranchos Proj	0	2,000	(2,000)	48,072	50,000	(1,928)	50,000
16753 Cap Out - Fresno Grdn WW Plumb	89,419	0	89,419	182,681	0	182,681	0
Total Other Expenditures	89,419	50,600	38,819	2,511,307	2,380,370	130,937	2,380,370
Excess Revenues (Expenditures)	\$160,518	\$1,582,512	(\$1,421,993)	(\$857,720)	\$0	(\$857,720)	\$0

Balance Sheet

As of January 31, 2021

Jan 31, 21

ASSETS

Current Assets

Checking/Savings

\$\$\$ 7 1/2 6 1/2

157,727

\$\$\$ @cWVcl

1,573

Total Checking/Savings

159,300

Other Current Assets

%% \$\$\$ Hja Y8 Ydcgjh

6,004,263

%% \$\$\$ 5 Wdi bthgF Wj UY

139,650

%% % \$ 5 #F ! 5 fW UK UYf

131,602

%% % \$ 5 #F 5 fW U! 7 Ld]HU F YWj Yfm

10,000

%% & \$ A UjbHbubW HU F YWj UY

1,625,599

%% , \$ 5 Wdi YX -bHfYgh

14,235

Total Other Current Assets

7,925,350

Total Current Assets

8,084,649

TOTAL ASSETS

8,084,649

LIABILITIES & EQUITY

Liabilities

Current Liabilities

Accounts Payable

\$\$\$ 5 Wdi bthgDUHUY

160,900

Total Accounts Payable

160,900

Other Current Liabilities

\$\$\$ DUHic @U] jHYg

163

%*% \$ 7i gha YfA Yf8 Ydcgjh

107,364

%* \$ FYUjbU YDUHUY

21,940

%+ \$ 8i YHc 7C 5! GYk Yf 7c Wjcbg

6,665

%+ \$ 1 bWUja YX DfcdYfm

465

%+ \$ 8 YZffYX -bZck gDfcdYfmHU Yg

2,008,359

Total Other Current Liabilities

2,144,956

Total Current Liabilities

2,305,856

Total Liabilities

2,305,856

Equity

% \$\$\$ 1 bUg] bYX: i bX 6UUbW

5,890,931

Net Income

(112,138)

Total Equity

5,778,793

TOTAL LIABILITIES & EQUITY

8,084,649

District Debt Service Payments

01/01/2021 - 12/31/2021

Paying Agent	Series	Date Due	Date Paid	Principal	Interest	Total Due
Debt Service Payment Due 02/15/2021						
Wells Fargo Bank, NA	2006A - WS&D	02/15/2021	02/12/2021	0.00	38,672.50	38,672.50
Wells Fargo Bank, NA	2008 - WS&D	02/15/2021	02/12/2021	0.00	5,186.50	5,186.50
Wells Fargo Bank, NA	2010 - WS&D	02/15/2021	02/12/2021	0.00	5,458.75	5,458.75
Amegy Bank of Texas	2015 - WS&D	02/15/2021	02/12/2021	0.00	132,063.50	132,063.50
Amegy Bank of Texas	2016 - Refunding	02/15/2021	02/12/2021	0.00	60,150.00	60,150.00
Amegy Bank of Texas	2017 - Refunding	02/15/2021	02/12/2021	0.00	106,100.00	106,100.00
Bank of New York	2019 - WS&D	02/15/2021	02/12/2021	0.00	31,202.50	31,202.50
Amegy Bank of Texas	2020 - Refunding	02/15/2021	02/12/2021	0.00	69,156.25	69,156.25
Total Due 02/15/2021				0.00	447,990.00	447,990.00
Debt Service Payment Due 08/15/2021						
Wells Fargo Bank, NA	2006A - WS&D	08/15/2021		370,000.00	38,672.50	408,672.50
Wells Fargo Bank, NA	2008 - WS&D	08/15/2021		230,000.00	5,186.50	235,186.50
Wells Fargo Bank, NA	2010 - WS&D	08/15/2021		145,000.00	5,458.75	150,458.75
Wells Fargo Bank, NA	2010A - WS&D	08/15/2021		30,000.00	0.00	30,000.00
Amegy Bank of Texas	2015 - WS&D	08/15/2021		190,000.00	132,063.50	322,063.50
Amegy Bank of Texas	2016 - Refunding	08/15/2021		180,000.00	60,150.00	240,150.00
Amegy Bank of Texas	2017 - Refunding	08/15/2021		10,000.00	106,100.00	116,100.00
Bank of New York	2019 - WS&D	08/15/2021		40,000.00	31,202.50	71,202.50
Amegy Bank of Texas	2020 - Refunding	08/15/2021		40,000.00	69,156.25	109,156.25
Total Due 08/15/2021				1,235,000.00	447,990.00	1,682,990.00
District Total				\$1,235,000.00	\$895,980.00	\$2,130,980.00

Fort Bend County Fresh Water Supply District No. 1

Summary of Money Market Funds

01/22/2021 - 02/18/2021

Fund: Operating

Financial Institution: TEXAS CLASS

Account Number: XXXX0002 Date Opened: 03/17/2020 Current Interest Rate: 0.13%

Date	Description	Begin Balance	Cash Added	Cash Withdrawn	Int. Earned	End Balance
01/22/2021		2,639,395.82				
01/25/2021	FRONT CDXXXX2246 INTEREST		4,592.58			
01/31/2021	Int				274.68	
Totals for Account XXXX0002:		<u>\$2,639,395.82</u>	<u>\$4,592.58</u>		<u>\$274.68</u>	<u>\$2,644,263.08</u>
Totals for Operating Fund:		<u>\$2,639,395.82</u>	<u>\$4,592.58</u>		<u>\$274.68</u>	<u>\$2,644,263.08</u>

Methods Used For Reporting Market Values

Certificates of Deposits:	Face Value Plus Accrued Interest
Securities/Direct Government Obligations:	Market Value Quoted by the Seller of the Security and Confirmed in Writing ¹¹
Public Fund Investment Pool/MM Accounts:	Balance = Book Value = Current Market

Fort Bend County Fresh Water Supply District No. 1

Summary of Money Market Funds

01/22/2021 - 02/18/2021

Fund: Capital Projects

Financial Institution: BOK Financial

Account Number: XXXX01-1 Date Opened: 12/31/2017 Current Interest Rate: 0.88%

Date	Description	Begin Balance	Cash Added	Cash Withdrawn	Int. Earned	End Balance
01/22/2021		2,085,408.99				
01/31/2021	Int				17.65	
Totals for Account XXXX01-1:		\$2,085,408.99			\$17.65	\$2,085,426.64

Financial Institution: TEXAS CLASS

Account Number: XXXX0001 Date Opened: 03/17/2020 Current Interest Rate: 0.13%

Date	Description	Begin Balance	Cash Added	Cash Withdrawn	Int. Earned	End Balance
01/22/2021		77,279.57				
01/31/2021	Int				8.85	
02/18/2021	To Checking			(1,008.00)		
Totals for Account XXXX0001:		\$77,279.57		(\$1,008.00)	\$8.85	\$76,280.42
Totals for Capital Projects Fund:		\$2,162,688.56		(\$1,008.00)	\$26.50	\$2,161,707.06

Methods Used For Reporting Market Values

Certificates of Deposits:	Face Value Plus Accrued Interest
Securities/Direct Government Obligations:	Market Value Quoted by the Seller of the Security and Confirmed in Writing ¹²
Public Fund Investment Pool/MM Accounts:	Balance = Book Value = Current Market

Fort Bend County Fresh Water Supply District No. 1

Summary of Money Market Funds

01/22/2021 - 02/18/2021

Fund: Debt Service

Financial Institution: BBVA USA-DEBT

Account Number: XXXX5145 Date Opened: 12/31/2017 Current Interest Rate: 0.10%

Date	Description	Begin Balance	Cash Added	Cash Withdrawn	Int. Earned	End Balance
01/22/2021		5,590.49				
01/31/2021	Tax Collections 1/21		814,679.58			
01/31/2021	Int				28.66	
01/31/2021	Service Charge			(18.00)		
Totals for Account XXXX5145:		<u>\$5,590.49</u>	<u>\$814,679.58</u>	<u>(\$18.00)</u>	<u>\$28.66</u>	<u>\$820,280.73</u>

Financial Institution: TEXAS CLASS

Account Number: XXXX0004 Date Opened: 04/09/2020 Current Interest Rate: 0.13%

Date	Description	Begin Balance	Cash Added	Cash Withdrawn	Int. Earned	End Balance
01/22/2021		771,854.52				
01/22/2021	THIRD CD XXXX6589 INTEREST		4,308.87			
01/22/2021	WT FROM THIRD CD XXXX6589		240,000.00			
01/31/2021	Int				44.94	
Totals for Account XXXX0004:		<u>\$771,854.52</u>	<u>\$244,308.87</u>		<u>\$44.94</u>	<u>\$1,016,208.33</u>
Totals for Debt Service Fund:		<u><u>\$777,445.01</u></u>	<u><u>\$1,058,988.45</u></u>	<u><u>(\$18.00)</u></u>	<u><u>\$73.60</u></u>	<u><u>\$1,836,489.06</u></u>

Methods Used For Reporting Market Values

Certificates of Deposits:	Face Value Plus Accrued Interest
Securities/Direct Government Obligations:	Market Value Quoted by the Seller of the Security and Confirmed in Writing ¹³
Public Fund Investment Pool/MM Accounts:	Balance = Book Value = Current Market

Fort Bend County Fresh Water Supply District No. 1
Cash Flow Forecast

	<u>Dec-21</u>	<u>Dec-22</u>	<u>Dec-23</u>	<u>Dec-24</u>	<u>Dec-25</u>
Assessed Value	\$412,931,570	\$412,931,570	\$412,931,570	\$412,931,570	\$412,931,570
Maintenance Tax Rate	\$0.41	\$0.41	\$0.41	\$0.41	\$0.41
Maintenance Tax	\$1,659,159	\$1,659,159	\$1,659,159	\$1,659,159	\$1,659,159
% Change in Water Rate	3.00%	3.00%	3.00%	3.00%	3.00%
% Change in Sewer Rate	3.00%	3.00%	3.00%	3.00%	3.00%
% Change in NFBWA	10.00%	10.00%	10.00%	10.00%	10.00%
% Change in Expenses	5.00%	5.00%	5.00%	5.00%	5.00%
Beginning Cash Balance	\$6,077,614	\$7,233,159	\$6,346,930	\$7,934,063	\$9,508,936
<u>Revenues</u>					
Maintenance Tax	\$1,659,159	\$1,659,159	\$1,659,159	\$1,659,159	\$1,659,159
Water Revenue	567,984	585,024	602,574	620,651	639,271
Sewer Revenue	176,349	181,639	187,089	192,701	198,482
NFBWA Revenue	426,135	468,749	515,623	567,186	623,904
Additional Revenue	548,449	575,871	604,665	634,898	666,643
	\$3,378,076	\$3,470,442	\$3,569,110	\$3,674,596	\$3,787,460
<u>Expenses</u>					
NFBWA Expense	\$349,516	\$384,468	\$422,914	\$465,206	\$511,726
Other Expenses	1,368,765	1,437,203	1,509,063	1,584,517	1,663,742
	\$1,718,281	\$1,821,671	\$1,931,978	\$2,049,722	\$2,175,469
Net Surplus	\$1,659,795	\$1,648,771	\$1,637,132	\$1,624,873	\$1,611,991
<u>Other Revenues/Expenses</u>					
Capital Outlay	50,000	50,000	50,000	50,000	50,000
Fresno Gardens N. Sub WW Plumbing	220,000	0	0	0	0
Gateway Acres Sub. WW Collection System	80,000	0	0	0	0
Gateway Acres Sub. WW Plumbing	0	1,000,000	0	0	0
Fresno Ranchos Sub WW LS & FM	85,000	0	0	0	0
FN 521 WL Adjustment	0	800,000	0	0	0
Payment to COA for 500 ESFC in FW WP #1	0	635,000	0	0	0
WP #1 Rehab Work	49,250	0	0	0	0
Addtn of 3rd LP @ Tellevue Terrace LS	20,000	0	0	0	0
Emergency Interconnect w/ BC MUD 21	0	50,000	0	0	0
	\$504,250	\$2,535,000	\$50,000	\$50,000	\$50,000
Ending Cash Balance	\$7,233,159	\$6,346,930	\$7,934,063	\$9,508,936	\$11,070,927
Operating Reserve % of Exp (Ideal is at least 100%)	420.95%	348.41%	410.67%	463.91%	508.90%

Fort Bend County Fresh Water Supply District No. 1

2021 AWBD Annual Conference Thursday, June 17 - Saturday, June 19, 2021 San Antonio, TX

DIRECTOR		CONFERENCE REGISTRATION		ADVANCE	PRIOR CONFERENCE EXPENSES
Name	Attending	Online	Paid	Paid	Paid
Calvin Casher					Yes
Gregory Fleck					NA
Paul Hamilton					NA
Rosa Linda Medina					Yes
Rodrigo Carreon					NA

Note: Register on-line www.awbd-tx.org (For log in assistance, contact Taylor Cavnar: tcavnar@awbd-tx.org)

This page only confirms registration for the conference, not hotel registrations.

All hotel reservations are the sole responsibility of each attendee.

Your conference registration confirmation will contain a housing reservation request web link.

The link will require the registration number from your conference registration before you can reserve a room.

All requests for an advance of funds must be sent via email to the bookkeeper within 30 days of conference.

REGISTRATION DATES: TBD

CANCELLATION POLICY:

All cancellations must be made in writing.

HOUSING INFORMATION:

Hotel reservations are only available to attendees who are registered with AWBD-TX for the Conference.

If you have any questions, please contact Taylor Cavnar at (281) 350-7090.



MUNICIPAL ACCOUNTS
& CONSULTING, L.P.

Fort Bend County Fresh Water
Supply District No. 1
Quarterly Investment Inventory Report
Period Ending December 31, 2020

BOARD OF DIRECTORS

Fort Bend County Fresh Water
Supply District No. 1

Attached is the Quarterly Investment Inventory Report for the
Period ending December 31, 2020.

This report and the District's investment portfolio are in compliance with the
investment strategies expressed in the District's investment policy, and the
Public Funds Investment Act.

I, hereby certify that, pursuant to Senate Bill 253 and in connection with the
preparation of the investment report, I have reviewed the divestment lists
prepared and maintained by the Texas Comptroller of Public Accounts, and the
District does not own direct or indirect holdings in any companies identified on such lists.

Mark M. Burton
(Investment Officer)

Ghia Lewis
(Investment Officer)

COMPLIANCE TRAINING

HB 675 states the Investment Officer must attend at least one training seminar for (6) six hours
Within twelve months of taking office and requires at least (4) four hours training within each (2)
two year period thereafter.

INVESTMENT OFFICERS

Mark M. Burton

Ghia Lewis

CURRENT TRAINING

November 5, 2011 (Texpool Academy 10 Hours)
November 5, 2013 (Texpool Academy 10 Hours)
November 27, 2015 (Texpool Academy 10 Hours)
December 26, 2017 (Texpool Academy 10 Hours)
January 9, 2020 (TexPool Academy 12 Hours)

October 25, 2011 (Texpool Academy 10 Hours)
November 7, 2013 (Texpool Academy 10 Hours)
November 5, 2015 (Texpool Academy 10 Hours)
November 6, 2017 (Texpool Academy 10 Hours)
November 5, 2019 (Texpool Academy 10 Hours)

Fort Bend County Fresh Water Supply District No. 1
Summary of Money Market Funds
10/01/2020 - 12/31/2020

Fund: Operating

Financial Institution: TEXAS CLASS

Account Number: XXXX0002 Date Opened: 03/17/2020 Current Interest Rate: 0.13%

Date	Description	Begin Balance	Cash Added	Cash Withdrawn	Int. Earned	End Balance
10/01/2020		3,121,392.38				
10/15/2020	From Checking		50,000.00			
10/15/2020	From DSF BBVA MM - Tax Xfer		17,563.22			
10/30/2020	BXS CDXXXXX3088 INTEREST		5,400.00			
10/31/2020	Int				474.07	
11/17/2020	From DSF BBVA MM - Tax Xfer		24,703.57			
11/17/2020	From Checking		100,000.00			
11/23/2020	TO CHECKING			(30,000.00)		
11/24/2020	WT TO PLAINS CD XXXX1329			(240,000.00)		
11/24/2020	WT TO WALLIS CD XXXX0319			(240,000.00)		
11/27/2020	VERITEX CDXXXXX0266 INTEREST		4,320.00			
11/30/2020	Int				382.01	
12/17/2020	From DSF BBVA MM - Tax Xfer		25,986.63			
12/17/2020	To Checking			(250,000.00)		
12/22/2020	WT TO TEXFIRST CD XXXX7767			(240,000.00)		
12/30/2020	CBOT CDXXXXX1033 INTEREST		4,787.30			
12/31/2020	Int				310.98	
Totals for Account XXXX0002:		\$3,121,392.38	\$232,760.72	(\$1,000,000.00)	\$1,167.06	\$2,355,320.16
Totals for Operating Fund:		\$3,121,392.38	\$232,760.72	(\$1,000,000.00)	\$1,167.06	\$2,355,320.16

Methods Used For Reporting Market Values

Certificates of Deposits:	Face Value Plus Accrued Interest
Securities/Direct Government Obligations:	Market Value Quoted by the Seller of the Security and Confirmed in Writing
Public Fund Investment Pool/401k Accounts:	Balance = Book Value = Current Market

Fort Bend County Fresh Water Supply District No. 1

Summary of Money Market Funds

10/01/2020 - 12/31/2020

Fund: Capital Projects

Financial Institution: BOK Financial

Account Number: XXXX01-1 Date Opened: 12/31/2017 Current Interest Rate: 0.88%

Date	Description	Begin Balance	Cash Added	Cash Withdrawn	Int. Earned	End Balance
10/01/2020		2,085,357.28				
10/31/2020	Int				17.11	
11/30/2020	Int				17.48	
12/31/2020	Int				17.12	
Totals for Account XXXX01-1:		\$2,085,357.28			\$51.71	\$2,085,408.99

Financial Institution: TEXAS CLASS

Account Number: XXXX0001 Date Opened: 03/17/2020 Current Interest Rate: 0.13%

Date	Description	Begin Balance	Cash Added	Cash Withdrawn	Int. Earned	End Balance
10/01/2020		97,603.47				
10/15/2020	To Checking			(4,575.00)		
10/31/2020	Int				14.26	
11/17/2020	To Checking			(10,578.76)		
11/30/2020	Int				10.75	
12/17/2020	To Checking			(1,945.14)		
12/31/2020	Int				9.66	
Totals for Account XXXX0001:		\$97,603.47		(\$17,098.90)	\$34.67	\$80,539.24
Totals for Capital Projects Fund:		\$2,182,960.75		(\$17,098.90)	\$86.38	\$2,165,948.23

Methods Used For Reporting Market Values

Certificates of Deposits:	Face Value Plus Accrued Interest
Securities/Direct Government Obligations:	Market Value Quoted by the Seller of the Security and Confirmed in Writing
Public Fund Investment Pool/MM Accounts:	Balance = Book Value = Current Market

Fort Bend County Fresh Water Supply District No. 1

Summary of Money Market Funds

10/01/2020 - 12/31/2020

Fund: Debt Service

Financial Institution: BBVA USA-DEBT

Account Number: XXXX5145 Date Opened: 12/31/2017 Current Interest Rate: 0.10%

Date	Description	Begin Balance	Cash Added	Cash Withdrawn	Int. Earned	End Balance
10/01/2020		154,134.46				
10/02/2020	Tax Collections 9/2020-DIT		6,222.24			
10/15/2020	Xfer to GOF - 8/20 Tax			(17,563.22)		
10/31/2020	Int				12.03	
10/31/2020	Tax Collections 10/20		28,151.36			
10/31/2020	Service Charge			(12.03)		
11/02/2020	Tax Collections 10/20 DIT		4,876.27			
11/17/2020	Xfer to GOF - 9 & 10/20 Tax			(24,703.57)		
11/30/2020	Int				13.51	
11/30/2020	Service Charge			(13.51)		
11/30/2020	Tax Collections 11/20		18,089.86			
11/30/2020	Tax Collections Adjustments		1,145.28			
12/02/2020	Tax Collections 11/20 - DIT		43,520.95			
12/17/2020	Xfer to GOF - 11/20 Tax			(25,986.63)		
12/31/2020	Int				14.03	
12/31/2020	Service Charge			(14.03)		
12/31/2020	Tax Collections 12/20		464,831.82			
12/31/2020	Tax Collections 12/20 - DIT		396,947.33			
Totals for Account XXXX5145:		\$154,134.46	\$963,785.11	(\$68,292.99)	\$39.57	\$1,049,666.15

Financial Institution: TEXAS CLASS

Account Number: XXXX0004 Date Opened: 04/09/2020 Current Interest Rate: 0.13%

Date	Description	Begin Balance	Cash Added	Cash Withdrawn	Int. Earned	End Balance
10/01/2020		82,222.49				
10/31/2020	Int				12.32	
11/30/2020	Int				10.04	
12/14/2020	PAF AMEGY SERIES 2015			(400.00)		
12/31/2020	Int				9.67	
Totals for Account XXXX0004:		\$82,222.49		(\$400.00)	\$32.03	\$81,854.52
Totals for Debt Service Fund:		\$236,356.95	\$963,785.11	(\$68,692.99)	\$71.60	\$1,131,520.67

Methods Used For Reporting Market Values

Certificates of Deposits:	Face Value Plus Accrued Interest
Securities/Direct Government Obligations:	Market Value Quoted by the Seller of the Security and Confirmed in Writing
Public Fund Investment Pool/MM Accounts:	Balance = Book Value = Current Market

Fort Bend County Fresh Water Supply District No. 1
Summary of Certificates of Deposit with Money Market
10/01/2020 - 12/31/2020

Financial Institution	Investment Number	Issue Date	Maturity Date	Beginning Balance	Principal From Cash	Principal From Investment	Principal Withdrawn	Principal Reinvested	Ending Balance	Interest Rate	Beg. Acc. Interest	Interest Earned	Interest Reinvested	Interest Withdrawn	Accrued Interest
Fund: Operating															
Certificates of Deposit															
ALLEGIANCE BANK	XXXXX0783	04/29/20	04/29/21	240,000.00	0.00	0.00	0.00	0.00	240,000.00	0.85%	866.30	0.00	0.00	0.00	1,374.90
	Rolled over FROM CD XXXXX6741														
BANCORPSOUTH	XXXXX3088	10/31/19	10/29/20	240,000.00	0.00	0.00	0.00	240,000.00	0.00	2.25%	4,970.95	5,400.00	0.00	5,400.00	0.00
BANCORPSOUTH	XXXXX5280	10/30/20	10/30/21	0.00	0.00	240,000.00	0.00	0.00	240,000.00	0.70%	0.00	0.00	0.00	0.00	285.37
COMMUNITY BANK OF TX	XXXXX1033	01/02/20	12/28/20	240,000.00	0.00	0.00	0.00	240,000.00	0.00	2.00%	3,590.14	4,787.30	0.00	4,787.30	0.00
	Rolled over FROM CD XXXXX6682														
FRONTIER BANK	XXXXX2246	01/24/20	01/22/21	240,000.00	0.00	0.00	0.00	0.00	240,000.00	1.90%	3,135.78	0.00	0.00	0.00	4,272.66
INDEPENDENT BANK	XXXXX1575	12/29/20	12/30/21	0.00	0.00	240,000.00	0.00	0.00	240,000.00	0.35%	0.00	0.00	0.00	0.00	4.60
	Rolled over FROM CD XXXXX1033														
LONE STAR BANK	XXXXX2413	02/25/20	02/24/21	240,000.00	0.00	0.00	0.00	0.00	240,000.00	1.98%	2,851.20	0.00	0.00	0.00	4,035.94
PIONEER BANK	XXXXX2548	05/28/20	05/28/21	240,000.00	0.00	0.00	0.00	0.00	240,000.00	0.99%	820.21	0.00	0.00	0.00	1,412.58
PLAINS STATE BANK	XXXXX1329	11/24/20	11/24/21	0.00	240,000.00	0.00	0.00	0.00	240,000.00	0.35%	0.00	0.00	0.00	0.00	85.15
	WT FROM TXCLASS XXXXX0001														
SOUTH STAR BANK	XXXXX0172	07/01/20	06/30/21	240,000.00	0.00	0.00	0.00	0.00	240,000.00	0.50%	302.46	0.00	0.00	0.00	601.64
	Rolled over FROM CD XXXX1963														
SPIRIT OF TEXAS BANK	XXXXX6670	09/29/20	09/29/21	240,000.00	0.00	0.00	0.00	0.00	240,000.00	0.55%	7.23	0.00	0.00	0.00	336.33
TEXAS FIRST BANK	XXXXX7767	12/22/20	12/22/21	0.00	240,000.00	0.00	0.00	0.00	240,000.00	0.35%	0.00	0.00	0.00	0.00	20.71
	WT FROM TXCLASS XXXXX0002														
TEXAS REGIONAL BANK	XXXXX0879	07/31/20	07/31/21	240,000.00	0.00	0.00	0.00	0.00	240,000.00	0.55%	224.22	0.00	0.00	0.00	553.31
	Rolled over FROM CD XXXX8177														
THIRD COAST BANK, SSB	XXXXX6603	05/30/20	05/30/21	240,000.00	0.00	0.00	0.00	0.00	240,000.00	0.75%	611.51	0.00	0.00	0.00	1,060.27
VERITEX COMMUNITY BANK	XXXXX0266	11/26/19	11/24/20	240,000.00	0.00	0.00	0.00	240,000.00	0.00	1.80%	3,669.04	4,320.00	0.00	4,320.00	0.00
	Rolled over FROM CD XXXX0320														
VERITEX COMMUNITY BANK	XXXXX0266	11/25/20	11/25/21	0.00	0.00	240,000.00	0.00	0.00	240,000.00	0.40%	0.00	0.00	0.00	0.00	94.68
WALLIS BANK	XXXXX0319	11/24/20	11/24/21	0.00	240,000.00	0.00	0.00	0.00	240,000.00	0.40%	0.00	0.00	0.00	0.00	97.31

Methods Used For Reporting Market Values

Certificates of Deposits:	Face Value Plus Accrued Interest
Securities/Direct Government Obligations:	Market Value Quoted by the Seller of the Security and Confirmed in Writing
Public Fund Investment Pool/ADM Accounts:	Balance = Book Value = Current Market

Fort Bend County Fresh Water Supply District No. 1
Summary of Certificates of Deposit with Money Market
10/01/2020 - 12/31/2020

[illegible]

21

Methods Used For Reporting Market Values

Certificates of Deposits:	Face Value Plus Accrued Interest
Securities/Direct Government Obligations:	Market Value Quoted by the Seller of the Security and Confirmed in Writing
Public Fund Investment Pool/AFM Accounts:	Balance = Book Value = Current Market

Fort Bend County Fresh Water Supply District No. 1
Summary of Certificates of Deposit with Money Market
10/01/2020 - 12/31/2020

Financial Institution	Investment Number	Issue Date	Maturity Date	Beginning Balance	Principal From Cash	Principal From Investment	Principal Withdrawn	Principal Reinvested	Ending Balance	Interest Rate	Beg. Acc. Interest	Interest Earned	Interest Reinvested	Interest Withdrawn	Accrued Interest
Fund: Debt Service															
Certificates of Deposit															
BANCORPSOUTH - DEBT	XXXX9227	08/05/20	08/05/21	240,000.00	0.00	0.00	0.00	0.00	240,000.00	0.70%	262.36	0.00	0.00	0.00	681.20
CENTRAL BANK - DEBT	XXXX1000	02/28/20	02/27/21	240,000.00	0.00	0.00	0.00	0.00	240,000.00	1.60%	2,272.44	0.00	0.00	0.00	3,229.80
	WT FROM BBVA XXXX5145														
COMMUNITY BANK OF TX-DEBT	XXXX3362	02/27/20	02/26/21	240,000.00	0.00	0.00	0.00	0.00	240,000.00	1.75%	2,496.98	0.00	0.00	0.00	3,544.11
	WT FROM BBVA XXXX5145														
FRONTIER BANK - DEBT	XXXX2126	08/04/20	08/04/21	240,000.00	0.00	0.00	0.00	0.00	240,000.00	0.75%	286.03	0.00	0.00	0.00	734.79
INDEPENDENT BANK-DEBT	XXXX0365	02/27/20	02/26/21	240,000.00	0.00	0.00	0.00	0.00	240,000.00	1.65%	2,354.30	0.00	0.00	0.00	3,341.59
	WT FROM BBVA XXXX5145														
SOUTH STAR BANK-DEBT	XXXX0134	02/27/20	02/27/21	240,000.00	0.00	0.00	0.00	0.00	240,000.00	1.75%	2,496.98	0.00	0.00	0.00	3,544.11
	WT FROM BBVA XXXX5145														
THIRD COAST BANK-DEBT	XXXX6589	01/23/20	01/21/21	240,000.00	0.00	0.00	0.00	0.00	240,000.00	1.80%	2,982.57	0.00	0.00	0.00	4,059.62
	CLOSED TO TXCLASS XXXX0004														
22	Totals for Debt Service Fund:			1,680,000.00	0.00	0.00	0.00	0.00	1,680,000.00	N/A	13,151.66	0.00	0.00	0.00	\$19,135.22
	Beginning Balance:			\$1,680,000.00				Interest Earned:			\$0.00				
	Plus Principal From Cash:			\$0.00				Less Beg Accrued Interest:			\$13,151.66				
	Less Principal Withdrawn:			\$0.00				Plus End Accrued Interest:			\$19,135.22				
	Plus Interest Reinvested:			\$0.00				Fixed Interest Earned:			\$5,983.56				
	Fixed Balance:			\$1,680,000.00				MM Interest Earned:			\$71.60				
	MM Balance:			\$1,131,520.67				Total Interest Earned:			\$6,055.16				
	Total Balance:			\$2,811,520.67											
	Totals for District:			4,320,000.00	720,000.00	720,000.00	0.00	720,000.00	5,040,000.00	N/A	34,200.70	14,507.30	0.00	14,507.30	\$33,370.67

Methods Used For Reporting Market Values

Certificates of Deposits:	Face Value Plus Accrued Interest
Securities/Direct Government Obligations:	Market Value Quoted by the Seller of the Security and Confirmed in Writing
Public Fund Investment Pool/ADM Accounts:	Balance = Book Value = Current Market

Fort Bend County Fresh Water Supply District No. 1

Detail of Pledged Securities

10/01/2020 - 12/31/2020

Financial Institution: BBVA USA-PREMIER

Security: FHLMC	Par Value:	1,825,000.00	Maturity Date:	02/01/2043	Pledged:	12/31/2020	Released:	Amount Released:
CUSIP: 31326FGD4	Date	Value						

12/31/2020	158,033.27
------------	------------

Security: Letter of Credit/FHLB-Atl	Par Value:	500,000.00	Maturity Date:	08/20/2021	Pledged:	08/20/2020	Released:	Amount Released:
CUSIP: 156074	Date	Value						

10/31/2020	500,000.00
11/30/2020	500,000.00
12/31/2020	500,000.00

Methods Used For Reporting Market Values

Certificates of Deposits:	Face Value Plus Accrued Interest
Securities/Direct Government Obligations:	Market Value Quoted by the Seller of the Security and Confirmed in Writing
Public Fund Investment Pool/ADM Accounts:	Balance = Book Value = Current Market

TAX YEAR 2021			TAX YEAR 2020						
Percent	DSF 0.5900	M&O 0.4100	TOTAL 2021	DSF 0.5900	M&O 0.4100	TOTAL 2020	TOTAL DSF	TOTAL MAINT	TOTAL
PRIOR YEARS							6,140.25	5,057.74	11,197.99
COLLECTIONS:									
Jan 2021									
TAXES	-	-	-	876,334.62	608,978.30	1,485,312.92	882,474.87	614,036.04	1,496,510.91
PENALTY	-	-	-	-	-	-	1,771.23	1,482.76	3,253.99
							884,246.10	615,518.80	1,499,764.90
Feb 2021									
TAXES	-	-	-	-	-	-	-	-	-
PENALTY	-	-	-	-	-	-	-	-	-
							-	-	-
Mar 2021									
TAXES	-	-	-	-	-	-	-	-	-
PENALTY	-	-	-	-	-	-	-	-	-
							-	-	-
Apr 2021									
TAXES	-	-	-	-	-	-	-	-	-
PENALTY	-	-	-	-	-	-	-	-	-
							-	-	-
May 2021									
TAXES	-	-	-	-	-	-	-	-	-
PENALTY	-	-	-	-	-	-	-	-	-
							-	-	-
Jun 2021									
TAXES	-	-	-	-	-	-	-	-	-
PENALTY	-	-	-	-	-	-	-	-	-
							-	-	-
Jul 2021									
TAXES	-	-	-	-	-	-	-	-	-
PENALTY	-	-	-	-	-	-	-	-	-
							-	-	-
Aug 2021									
TAXES	-	-	-	-	-	-	-	-	-
PENALTY	-	-	-	-	-	-	-	-	-
							-	-	-
Sep 2021									
TAXES	-	-	-	-	-	-	-	-	-
PENALTY	-	-	-	-	-	-	-	-	-
							-	-	-
Oct 2021									
TAXES	-	-	-	-	-	-	-	-	-
PENALTY	-	-	-	-	-	-	-	-	-
							-	-	-
Nov 2021									
TAXES	-	-	-	-	-	-	-	-	-
PENALTY	-	-	-	-	-	-	-	-	-
							-	-	-
Dec 2021									
TAXES	-	-	-	-	-	-	-	-	-
PENALTY	-	-	-	-	-	-	-	-	-
							-	-	-
TOTALS	-	-	-	876,334.62	608,978.30	1,485,312.92	884,246.10	615,518.80	1,499,764.90
TAXES	-	-	-	876,334.62	608,978.30	1,485,312.92	882,474.87	614,036.04	1,496,510.91
PENALTY	-	-	-	-	-	-	1,771.23	1,482.76	3,253.99
Totals	-	-	-	876,334.62	608,978.30	1,485,312.92	884,246.10	615,518.80	1,499,764.90

TAX DUE @	DSF	M&O	TOTAL	DSF	M&O	TAX DUE	COLL %			CURRENT TAX DUE
PRIOR YEARS				190,226.77	145,184.58	335,411.35		1,429,718.90	1,013,510.18	2,443,229.08
2019	1,555,778.91	2,062,311.57	3,618,090.48	117,429.25	88,586.97	213,543.50	94.10%			
2020	1,754,542.85	2,524,829.96	4,279,372.81	1,122,062.89	779,738.62	1,901,801.51	55.56%			

Deferral Operating 2019	382,760.22
Deferral Debt 2019	526,432.44
Debt Collections CFY (Defer)	-
Operating Collections CFY (Defer)	-
Total DSF Collections	1,408,907.31
Total Op Collections	996,796.26
Total DSF Deferral	1,429,718.90
Total Op Deferral	1,013,510.18

LEVY Balance

End of Month Levey Balance

Jan-21

FB Co. Budget Year: 10/1/2020 Thru 9/30/2021

Year	Due	Month ADJ	YTD ADJ	Levy Paid	YTD Paid	Balance	Balance Col %	M&O Rate	I&S Rate	Balance I&S	Balance M&O
2021	-	-	-	-	-	-	0.00%	0.41000	0.59000	-	-
2020	4,129,315.70	(1,855.50)	150,057.11	1,485,312.92	2,377,571.30	1,901,801.51	55.56%	0.41000	0.59000	1,122,062.89	779,738.62
2019	3,589,725.83	-	28,364.65	7,527.28	3,412,074.26	206,016.22	94.31%	0.43000	0.57000	117,429.25	88,586.97
2018	3,499,287.44	-	30,736.71	2,782.42	3,413,742.33	116,281.82	96.71%	0.50000	0.50000	58,140.91	58,140.91
2017	3,227,766.67	-	12,813.11	647.83	3,193,722.80	46,856.98	98.55%	0.50000	0.50000	23,428.49	23,428.49
2016	2,217,167.94	-	574,616.30	102.60	2,761,504.29	30,279.95	98.92%	0.50000	0.50000	15,139.98	15,139.98
2015	2,285,060.55	-	521,208.09	57.19	2,783,868.55	22,400.09	99.20%	0.50000	0.50000	11,200.04	11,200.04
2014	2,675,145.70	-	53,718.69	7.10	2,710,171.28	18,693.11	99.31%	0.50000	0.50000	9,346.55	9,346.55
2013	2,166,237.16	-	563,094.63	7.10	2,711,575.89	17,755.90	99.35%	0.25000	0.75000	13,316.92	4,438.97
2012	17,014.48	-	-	21.97	140.59	16,873.89	0.83%	0.25000	0.75000	12,655.42	4,218.47
2011	16,357.35	-	-	7.10	7.10	16,350.25	0.04%	0.25000	0.75000	12,262.69	4,087.56
2010	11,982.89	-	-	7.10	7.10	11,975.79	0.06%	0.25000	0.75000	8,981.84	2,993.95
2009	10,084.68	-	-	7.10	7.10	10,077.58	0.07%	0.25000	0.75000	7,558.19	2,519.40
2008	10,115.33	-	-	7.10	7.10	10,108.23	0.07%	0.25000	0.75000	7,581.17	2,527.06
2007	8,189.85	-	-	7.10	9.88	8,179.97	0.12%	0.25000	0.75000	6,134.98	2,044.99
2006	5,976.38	-	-	3.60	3.60	5,972.78	0.06%	0.25000	0.75000	4,479.59	1,493.20
2005	1,236.07	-	-	0.90	0.90	1,235.17	0.07%	0.25000	0.00000	-	1,235.17
2004	649.04	-	-	0.90	0.90	648.14	0.14%	0.25000	0.00000	-	648.14
2003	654.01	-	-	0.90	0.90	653.11	0.14%	0.25000	0.00000	-	653.11
2002	415.23	-	-	0.90	0.90	414.33	0.22%	0.25000	0.00000	-	414.33
2001	401.41	-	-	0.90	0.90	400.51	0.22%	0.25000	0.00000	-	400.51
2000	254.65	-	-	0.90	0.90	253.75	0.35%	0.25000	0.00000	-	253.75
23,873,038.36		(1,855.50)	1,934,609.29	1,496,510.91	23,364,418.57	2,443,229.08	90.53%			1,429,718.90	1,013,510.18

Levy Due	I&S	M&O
2018 & Earlier	190,226.77	145,184.58
2019	117,429.25	88,586.97
2020	1,122,062.89	779,738.62
	1,429,718.90	1,013,510.18



February 22, 2021

Board of Directors
Fort Bend County Freshwater Supply District #1
c/o Sanford Kuhl Hagan Kugle Parker Kahn LLP
1980 Post Oak Boulevard, Suite 1380
Houston, TX 77056

Re: Fort Bend County Freshwater Supply District #1 – February 2021 Board of Directors Meeting

Dear Board Members:

Following is the status report on Fort Bend County FWSD#1 No. 1 projects:

Agenda Item No. 4 – Engineer's Report:

(a) Report on status of projects:

- i) Fresno Gardens North Subdivision Wastewater Plumbing Contract (67 properties included)
 - Construction of project is complete, except for the completion of a punchlist item
 - Anticipate T Construction completing punchlist item and submitting final paperwork, including final pay estimate, by next Board meeting
 - Request Board approval of Invoice No. 4 (Final) from Geotest for material testing services for \$311.20
- ii) Televue Terrace Subdivision Lift Station Upgrades
 - EDP currently in process of adding 3rd lift pump to lift station...EDP to provide status update in their report
 - Current lift station, with 2 pumps, is capable of conveying wastewater for 630 ESFCs...With addition of 3rd pump the lift station should be capable of conveying wastewater for over 800 ESFCs
- iii) Water Plant #1 Recoat Work (Recoat Internal Surface of HPTs and Floor of GST#1)
 - A&H Coating Services, LLC completed recoat of internal surfaces of the westernmost HPT and GST...EDP is in the process of placing both of these tanks back in to service, and when complete, will isolate and drain the easternmost HPT so the Contractor can complete the recoating work for that tank
 - While preparing (sandblasting) the GST floor for the recoat work, it was discovered that the floor's surface had moderate to severe gouges and pinholes...Change Order No. 1 was provided by the Contractor for \$9,800.00 that consisted of the additional work needed to address this issue (addition of epoxy to fill gouges and pinholes and fiberglass mesh to span and strengthen defects)
 - Request Board approval of Pay Estimate No. 1 from A&H Coating Services, LLC for \$38,632.50
 - Anticipate work being completed by next Board meeting
- iv) Water Plant #2
 - B-5 Construction Co. secured construction permit from Fort Bend County a couple of weeks ago and is anticipating to mobilize by the end of this week and start clearing and earthwork efforts next week (project has been delayed due to issuance of construction permit from FBC and freeze last week)...Contractor has been providing construction submittals, which Jacobs is in the process of reviewing
 - Anticipate construction being completed by mid-2022
 - District Est. Water Conn. Timeline (FBCFWSD#1 WP#1 Conn. Capacity = 1,750)
 - End of 2021 = 1,716
 - Mid 2022 = 1,750

- v) Gateway Acres Subdivision Wastewater Collection System
 - Construction plans are being completed and it is anticipated that they will be submitted in April to FBC, CoH, and the TCEQ for comment/approval
- vi) Fresno Ranchos Subdivision Wastewater Lift Station and Force Main
 - Construction plans are being completed and it is anticipated that they will be submitted in April to FBC, CoH, and the TCEQ for comment/approval
- vii) Gateway Acres Subdivision Wastewater Plumbing Contract
 - townhall meetings will be conducted once the public wastewater lines for this area are under construction, which is anticipated to 4thQ of this year

(b) Authorize Engineer to Prepare Plans and Specifications for Water/Wastewater Projects

- no action items

(c) Report on status of project funding and take necessary action related thereto.

- Project One-Year Warranty Expiration Dates
 - Fresno Gardens N Sub WW Collection System...06/17/2021
- 2015 TWDB DFUND Loan...remaining funds will be used for the Water Plant No. 2 project
- 4th TWDB DFUND Loan (\$1.745M)...funds will be used to complete the Water Plant No. 2 project
- 2021 TCEQ Loan (estimated at \$10.45M) – loan will secure funds for the completion of a) Gateway Acres Sub WW Collection System project b) Fresno Ranchos Sub LS and FM project, and c) CoA WWTP Expansion project...anticipate Bond Application Report being completed in March/April for DA, FA, and Engineer review...once approved, the BAR will be submitted to the TCEQ
- FBC CDBG Funds...will apply once Gateway Acres Subdivision WW Plumbing project is underway...applications for funds are typically received in March of each year

(d) Projections for District Water and Wastewater Projects

- request Board approval to update information every January and July...Overall District Water and Wastewater Exhibits have been updated and emailed to all Board members and consultants...DA to add new exhibits to District's website

(e) Discuss Emergency Preparedness Plan and take any necessary action related thereto

- review EPP in April each year to determine if any updates are required

(f) **Status of Non-Residential Applications for Water Service –**

Currently 44 Non-Residential Connections:	
4320 Doreen Avenue (Multi-Family Dwelling)	La Fresno Food Mart
293 Teakwood Avenue (Multi-Family Dwelling)	Lou's Back Porch
297 Teakwood Avenue (Multi-Family Dwelling)	LT No Limits
Church of God of Prophecy	Mustang Community Center
Crossroad Market	MVP Auto Parts (Domestic & FW)
Dollar General	New Quality Life Ministries (Church)
Enriquez Tire Shop (East Palm)	New Quality Life Ministries (Restaurant)
FBC Water Connection at Water Plant	Papa Nick's BBQ Kitchen – Mobile Food Truck
First Baptist Church of Fresno (Domestic & FW)	PMC International Tire Shop
Fresno Market – FM521 (Domestic & Irrigation)	Richard Martini-Rental Livestock Pasture
Fresno Motor	Robbins Nest for Children (Domestic & FW)
Fresno Mount Corinth Baptist Church	St. James Knanaya Church – Fire Tap
Fresno Volunteer Fire Department	St. Peters & St. Pauls Orthodox Church of Houston
F&R Tax	Swingby#3 Gas Station (Domestic & Irrigation)
Gulf Coast LP Gas Company	Teleview Terrace Subdivision Lift Station
HEFCO Enterprises	Tiny Toes Academy
Iglesia Bautista Del Calvario Church	Tire Shop at 1739A Trammel Fresno
Iglesia Principe De Paz Church	Valero Gas Station
Interconnect with City of Arcola	Welcome Foods
Interconnect with FBCMUD23	

Connections Pending	
Stop N' Grubb (Mobile Food Truck at 3502 Jan Street)	
- EDP to provide update regarding connection...per EDP, tap letter provided to customer	
Quality Paint and Body (Pecan Street)	
- EDP to provide update regarding connection	

Processing Application	
General Office Space (514 Pecan Street)	
- per EDP, customer is now wanting commercial water and wastewater service...request Board to provide updated deadline for customer to connect with District facilities (customer currently having difficulties in securing plumber to perform work due to recent freeze event)...will need plumber's info in order to process application	
St. James Knanaya Church (Ave C)	
- waiting for customer to provide plumber's info	
Fresno Gym (3941 FM 521)	
- request Board's approval to start working on application for commercial water service once customer provides \$2,500 application fee to District Bookkeeper	

Status of Non-Residential Applications for Wastewater Service –

Currently 9 Non-Residential Connections:	
4320 Doreen Avenue (Multi-Family Dwelling)	Fresno Volunteer Fire Department
293 Teakwood Avenue (Multi-Family Dwelling)	Mustang Comm Center (<i>minus field bathrooms</i>)
297 Teakwood Avenue (Multi-Family Dwelling)	New Quality Life Ministries (Church)
Church of God of Prophecy	New Quality Life Ministries (Restaurant)
First Baptist Church of Fresno	

Connections Pending	
Quality Paint and Body (Pecan Street) - EDP to provide update regarding connection	

Processing Application	
General Office Space (514 Pecan Street) - per EDP, customer is now wanting commercial water and wastewater service...request Board to provide updated deadline for customer to connect with District facilities (customer currently having difficulties in securing plumber to perform work due to recent freeze event)...will need plumber's info in order to process application	

(g) Potential Emergency Water Interconnect with BCMUD21

- conducted phone conversation with LJA (Bill Ehler), engineer for BCMUD21, on December 2016 regarding potential emergency water interconnect between our districts
- possible location for interconnect would be at east end of Renfro Burford Road
- BCMUD21 would be interested in pursuing interconnect (50/50 cost split) once FBCFWSD#1 completes its 2nd Water Plant

(h) Status of New CoA WP – CoA anticipates water plant being completed by mid-2022

(i) Status of CoA WWTP Expansion Project (increasing capacity from 0.675 MGD to 0.95 MGD...the District would be receiving an additional 100,000 GPD through this expansion) –

Per DA's conversation with Llarance Turner of CoA in December 2020, the construction package for this project should be completed 2/3Q of 2021 and construction of the project should start at the end of 2021 and be completed by the end of 2022...CoA still needs to provide the District a letter documenting all of this, as well as, what the District will owe for this expansion project (DA to provide update)

(j) FM521 Roadway Widening Project – 30% Utility Coordination meeting was conducted on November 12th...new roadway configuration within District will be a 4 lane, divided roadway with raised median, curb and gutter, with underground storm sewer lines, side swales, and sidewalk...it is anticipated that the roadway design plans will be completed in May 2021 and the project will be under construction in May 2023...Jacobs has updated proposed roadway plans to include District's existing water and wastewater utilities and will then determine potential conflicts

Please let me know if you have any questions or comments.

Sincerely,
David C. Dybala, Jr., P.E.
District Engineer
713-855-1917

Board of Directors
Fort Bend County F.W.S.D. No. 1

Operator's Report for the February 18, 2021 Board Meeting

Substantial System Repairs and Maintenance

Distribution System	Installed residential taps & meters: 4 locations	\$ 4,856.85
	1200 Ave A	
	812 W Dallas	
	712 E Sycamore St Unit B	
	730 Cedar St	
Distribution System	Performed commercial meter testing	\$ 1,360.50
3822 ½ Kansas	Repaired leaking service line	\$ 1,193.57
717 Mimosa	Repaired sanitary sewer line	\$ 1,874.05

1. Lift Station #1 New Lift Pump #3

I was authorized at the November meeting to install a third lift pump at lift station #1. This install is in process.

2. Annual Well Performance Testing

Please see attached well performance testing results.

3. Service Agreement

I would like to request an agenda item for next month to present an amendment to our service agreement.

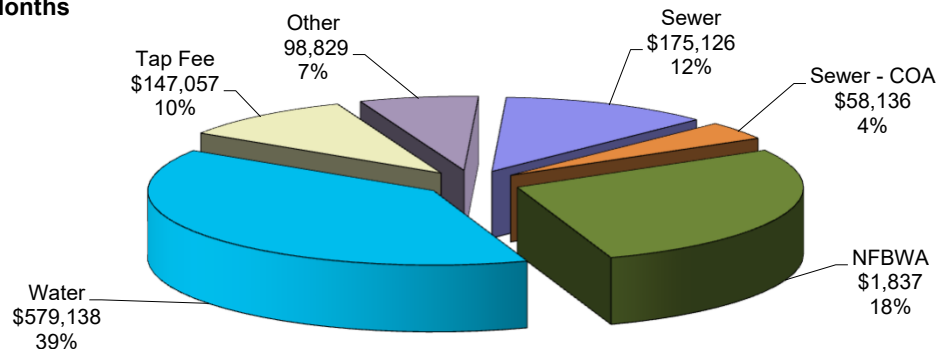
4. Delinquent Accounts and Service Terminations

Please see attached the list of customers that received delinquent letter by mail and are subject to disconnection of service.

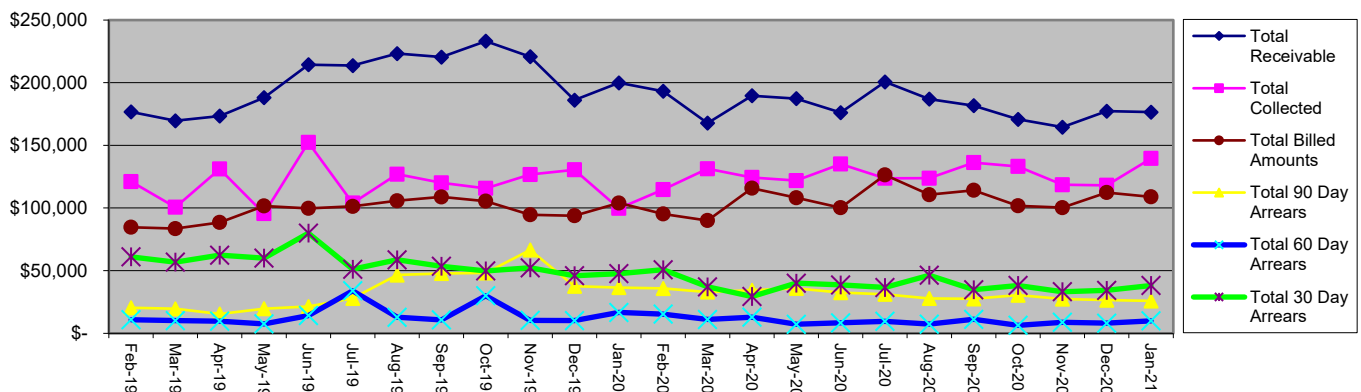
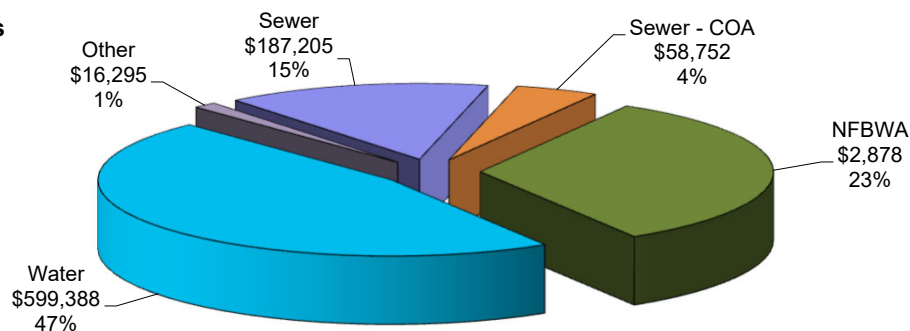
Fort Bend FWSD No. 1 Utility Billing Summary

	January 13, 2021	December 13, 2020	12 Months
Total Collected	\$ (139,560.36)	\$ (118,072.61)	\$ (1,520,418.89)
Total Billed	\$ 108,892.41	\$ 112,378.24	\$ 1,283,887.35
Tap Fees Received	\$ (19,449.16)	\$ (11,076.91)	\$ (147,056.82)
Total Aged Receivable	\$ 67,610.80	\$ 64,878.20	
Total Receivable	\$ 171,100.57	\$ 173,028.12	
Security Deposit Balance	\$ 107,364.47	\$ 106,522.51	\$ 92,309.00
NFBWA Fee Billed	\$ 36,165.69	\$ 37,429.27	\$ 422,247.38
NFBWA Fee to pay billing cycle	\$ 52,449.25	\$ 41,652.75	\$ 427,355.60
Water Sold (gallons)	8,027,000	8,962,000	100,310,600
Water Produced (gallons)	12,341,000	10,545,000	107,254,000
Residential Connections	967	977	
Avg per Residential Connection	5,010	5,593	

Collections, 12 Months



Billing, 12 Months



Fort Bend FWSD No. 1

Utility Billing Detail Report

	January 13, 2021	December 13, 2020	January 13, 2020
Beginning Date	12/19/20	11/19/20	12/19/19
Closing Date	01/18/21	12/18/20	01/15/20
No. of Days	30	29	29

Beginning Balance	\$ 173,028.12	\$ 159,782.49	\$ 180,110.54
--------------------------	----------------------	----------------------	----------------------

Adjustments			
Back Charge	\$ -	\$ 248.00	\$ 75.00
Collection Fee Write Off	\$ (50.58)	\$ -	\$ -
Collections	\$ 50.58	\$ 559.50	\$ -
Credit Refund	\$ 278.62	\$ 106.91	\$ 2,065.94
Deposits	\$ 2,973.02	\$ 3,250.00	\$ 2,090.00
Disconnection	\$ 700.00	\$ 650.00	\$ 650.00
Inspections	\$ 1,025.00	\$ 600.00	\$ 825.00
Letter Fee	\$ 1,400.00	\$ 1,670.00	\$ 1,810.00
NFBWA	\$ 33.52	\$ 31.90	\$ 67.74
NSF Fee	\$ 60.00	\$ 30.00	\$ 60.00
Penalty	\$ 3,067.49	\$ 3,702.60	\$ 3,160.26
Return Check	\$ 335.81	\$ 117.00	\$ 71.13
Sewer	\$ 5,222.75	\$ 35.25	\$ -
Tap Fee	\$ 18,800.00	\$ 7,700.00	\$ 9,400.00
Transfer	\$ 325.00	\$ 400.00	\$ 200.00
Unapplied	\$ (4,277.31)	\$ (131.16)	\$ (8,241.32)
Voluntary Fire Dept	\$ (1.00)	\$ -	\$ (497.95)
Water	\$ 18.50	\$ 82.00	\$ 21.00
Well Permit Fee	\$ -	\$ -	\$ 300.00
Door Hanger Fee	\$ 730.00	\$ 690.00	\$ 660.00
Total Adjustments	\$ 30,691.40	\$ 19,742.00	\$ 12,716.80

Collected Amounts			
Back Charge	\$ (63.57)	\$ -	\$ -
Collections	\$ -	\$ (559.50)	\$ -
Deposits	\$ (2,892.96)	\$ (3,030.06)	\$ (2,205.00)
Disconnection	\$ (650.00)	\$ (481.51)	\$ (619.98)
Door Hanger Fee	\$ (662.39)	\$ (755.07)	\$ (342.58)
Grease Trap Inspection	\$ (66.68)	\$ (33.34)	\$ (33.34)
Inspections	\$ (1,125.00)	\$ (790.00)	\$ (658.92)
NFBWA	\$ (35,792.36)	\$ (30,483.04)	\$ (26,428.24)
NSF Fee	\$ (2.26)	\$ -	\$ (30.00)
Penalty	\$ (3,722.95)	\$ (2,653.98)	\$ (2,549.82)
Sewer	\$ (17,238.02)	\$ (14,799.82)	\$ (11,539.92)
Sewer - COA	\$ (5,138.69)	\$ (4,824.87)	\$ (4,231.57)
Tap Fee	\$ (19,449.16)	\$ (11,076.91)	\$ (5,916.27)
Transfer	\$ (325.00)	\$ (400.00)	\$ (250.00)
Voluntary Fire Dept	\$ -	\$ -	\$ (984.44)
Water	\$ (49,617.70)	\$ (44,131.60)	\$ (40,529.87)
Well Permit Fee	\$ -	\$ (1,000.00)	\$ (774.38)
Letter Fee	\$ (1,370.84)	\$ (1,614.14)	\$ (1,101.09)
Meter Rental	\$ -	\$ -	\$ (240.00)
Total Collected	\$ (138,117.58)	\$ (116,633.84)	\$ (98,435.42)
Overpayments	\$ (1,442.78)	\$ (1,438.77)	\$ (1,251.29)
Total Collected	\$ (139,560.36)	\$ (118,072.61)	\$ (99,686.71)

Deposits Applied	\$ (1,951.00)	\$ (802.00)	\$ (600.00)
-------------------------	----------------------	--------------------	--------------------

Billed Amounts			
Meter Rental	\$ -	\$ -	\$ 240.00
NFBWA	\$ 36,165.69	\$ 37,429.27	\$ 34,490.40
Sewer	\$ 17,870.00	\$ 17,820.75	\$ 14,139.75
Sewer - COA	\$ 5,202.00	\$ 4,878.00	\$ 4,824.00
Voluntary Fire Dept	\$ -	\$ -	\$ 1,523.00
Water	\$ 49,604.71	\$ 52,200.21	\$ 48,725.28
Grease Trap Inspection	\$ 50.01	\$ 50.01	\$ 50.01
Total Billed	\$ 108,892.41	\$ 112,378.24	\$ 103,992.44

Aged Receivable			
Total 90 Day Arrears	\$ 25,849.13	\$ 26,475.16	\$ 36,494.41
Total 60 Day Arrears	\$ 9,902.75	\$ 8,088.85	\$ 16,642.27
Total 30 Day Arrears	\$ 38,161.66	\$ 34,269.00	\$ 47,582.82
Unapplied Credits	\$ (6,302.74)	\$ (3,954.81)	\$ (4,844.57)
Total Aged Receivable	\$ 67,610.80	\$ 64,878.20	\$ 95,874.93
Current Receivable	\$ 103,489.77	\$ 108,149.92	\$ 100,658.14
Total Receivable	\$ 171,100.57	\$ 173,028.12	\$ 196,533.07

Electronic Payment Stats - Calendar Month

	Dec-20	Nov-20	Dec-19
Check Consolidation	72	66	54
Credit Card	757	725	658
ACH	232	228	214
Total	1061	1019	926

Fort Bend FWSD No. 1

Connection/Active Accounts

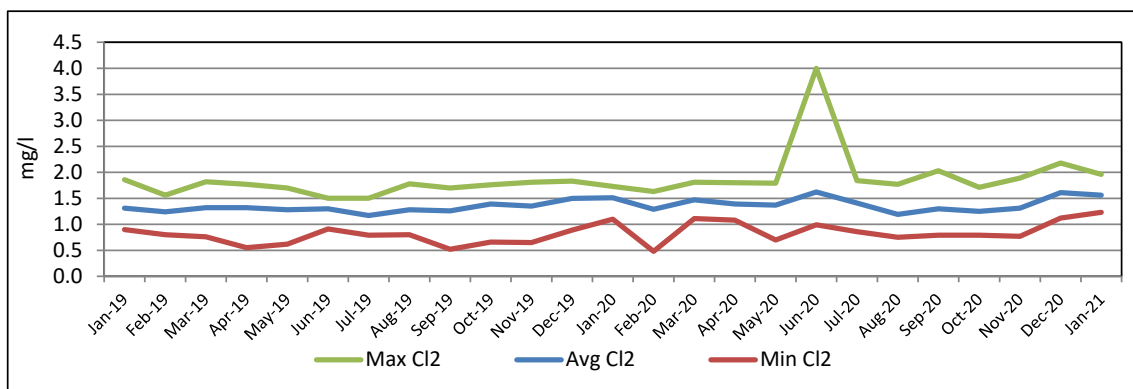
Connection Count	January 13, 2021	December 13, 2020	January 13, 2020
Residential Water Only	967	977	1006
Vacant Residential Water Only	59	58	54
Residential Full Service	491	483	393
Vacant Residential Full Service	11	13	19
Residential Water Only (Arcola sewer)	95	89	88
Vacant Residential Water Only (Arcola sewer)	2	2	2
Fire Line Non - Profit/Tax	4	4	4
Multi-Family	3	3	3
Builder	1	1	0
Builder Connection	0	0	0
Builder- Full Service	0	0	0
Builder Deposit	10	10	10
Commercial Water Only	18	18	16
Commercial Water Only (Arcola sewer)	1	1	1
Commercial w/GT	2	2	2
Commercial Water Only w/ GT	1	1	1
Commercial- Full Service	0	0	0
3rd Party Backcharge	1	1	3
Com Mfg & Industrial	1	1	1
Com Mfg & Industrial- Full Service	0	0	0
Non-Profit - Fresno VFD	0	0	0
HOA Irrigation	0	0	0
Commerical Irrigation	3	3	3
Ft Bend City. Water Only	1	1	1
Ft Bend Co. Full Service	2	2	1
Ft Bend Co. Water Only	0	0	1
Churches - Water Only	3	3	3
Churches - Full Service	3	3	3
District Meter	1	1	1
Interconnect - No Bill Arcola	1	1	1
Total	1681	1678	1617
Water use per ESFC	275	304	254

Tap Activity

Month	Month	Month	Month
Jan-21	4	Jan-20	5
Dec-20	6	Dec-19	7
Nov-20	4	Nov-19	12
Oct-20	9	Oct-19	5
Sep-20	3	Sep-19	2
Aug-20	2	Aug-19	15
Jul-20	6	Jul-19	3
Jun-20	7	Jun-19	8
May-20	6	May-19	4
Apr-20	9	Apr-19	10
Mar-20	4	Mar-19	7
Feb-20	2	Feb-19	7
Total	62		85

Fort Bend FWSD No. 1 Water Quality Monitoring Report

Disinfection Monitoring



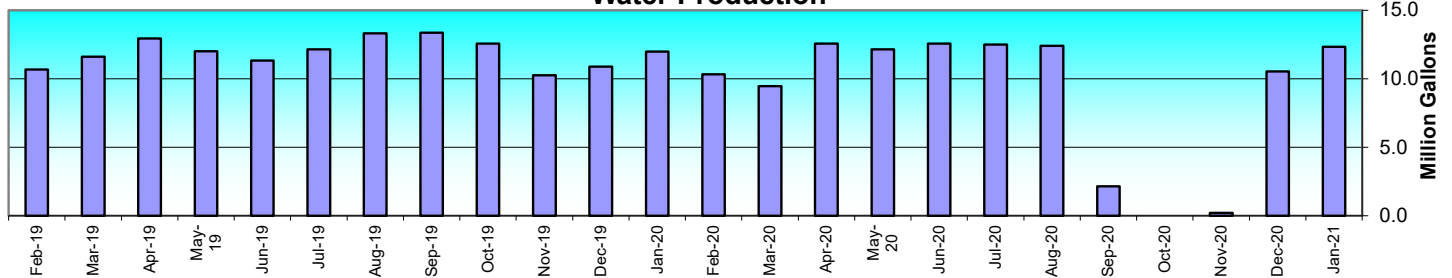
Maximum Residual Disinfectant Level (MRDL)

Month	Jan-21	Dec-20	Nov-20
# TCR Samples	4	4	4
# Disinfectant Samples	35	35	34
Average Disinfection Res.	1.56	1.61	1.31
Highest Reading	1.96	2.18	1.89
Lowest Reading	1.23	1.12	0.77
# Below Limit	0	0	0
# With None Detected	0	0	0

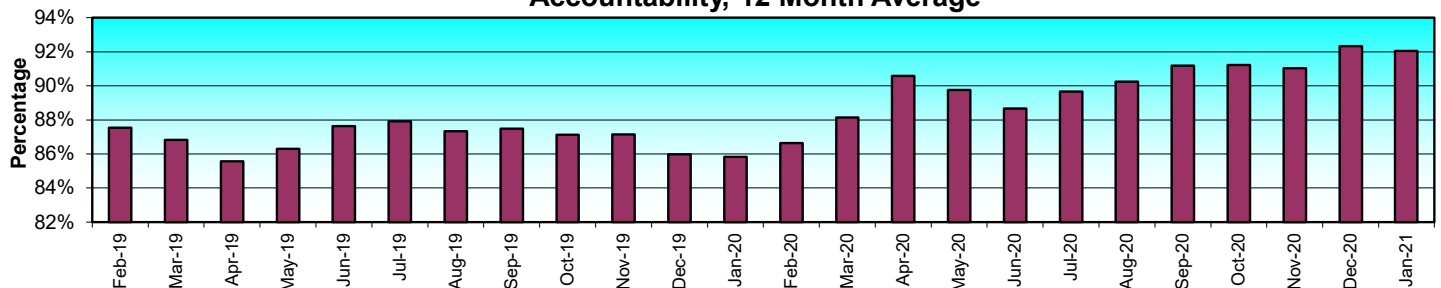
Fort Bend FWSD No. 1 Water Production Report

Period Ending	Production (MG)	Billed (MG)	Water Sold (MG)	Water Purchased	Total Billed (MG)	Construction (MG)	Water Loss	Accountability (%)	12 Month Avg.
Jan-7-21	12.341	8.027	2.626	0.000	10.653	0.000	1.688	86.3%	92.0%
Dec-7-20	10.545	8.962	3.074	2.500	12.036	0.000	1.009	92.3%	92.3%
Nov-4-20	0.222	7.608	2.670	11.050	10.278	0.000	0.994	91.2%	91.0%
Oct-7-20	0.000	7.690	2.704	11.400	10.394	0.000	1.006	91.2%	91.2%
Sep-8-20	2.153	9.269	3.250	10.200	12.519	0.000	-0.166	101.3%	91.2%
Aug-7-20	12.415	8.834	2.777	0.000	11.611	0.000	0.804	93.5%	90.2%
Jul-8-20	12.504	10.431	2.544	0.000	12.975	0.000	-0.471	103.8%	89.7%
Jun-8-20	12.563	7.738	2.853	0.000	10.591	0.000	1.972	84.3%	88.7%
May-7-20	12.141	8.593	1.459	0.000	10.052	0.000	2.089	82.8%	89.8%
Apr-7-20	12.565	9.489	2.609	0.000	12.098	0.000	0.467	96.3%	90.6%
Mar-6-20	9.466	6.487	2.090	0.000	8.577	0.000	0.890	90.6%	88.1%
Feb-7-20	10.339	7.183	2.227	0.000	9.410	0.000	0.929	91.0%	86.6%
Jan-7-20	11.988	8.248	2.514	0.000	10.762	0.000	1.226	89.8%	85.8%
Dec-5-19	10.893	7.264	1.093	0.000	8.357	0.000	2.536	76.7%	86.0%
Nov-5-19	10.253	7.450	2.134	0.000	9.584	0.000	0.669	93.5%	87.2%
Oct-7-19	12.573	8.753	2.644	0.000	11.397	0.000	1.176	90.6%	87.1%
Sep-6-19	13.376	9.184	2.857	0.000	12.041	0.000	1.335	90.0%	87.5%
Aug-6-19	13.318	8.907	2.646	0.000	11.553	0.000	1.765	86.7%	87.3%
Jul-8-19	12.161	8.426	2.730	0.000	11.156	0.000	1.005	91.7%	87.9%
Jun-6-19	11.343	8.329	2.711	0.000	11.040	0.000	0.303	97.3%	87.6%
May-6-19	12.003	8.397	2.743	0.000	11.140	0.000	0.864	92.8%	86.3%
Apr-4-19	12.949	6.490	2.172	0.000	8.662	0.000	4.287	66.9%	85.6%
Mar-7-19	11.614	6.331	2.101	0.000	8.432	0.000	3.182	72.6%	86.8%
Feb-6-19	10.676	6.484	2.199	0.000	8.683	0.000	1.993	81.3%	87.6%

Water Production



Accountability, 12 Month Average



Fort Bend FWSD No. 1

Customer Service Report

January / February 2021

Customer Name	Call Date	Address	Description of Call
Water Quality Complaints			
None			
Problems Reported			
Martha Chavez	18-Jan-21	3314 Illinois Rd.	Customer reported a leak at meter. Found leaking meter gasket and replaced. Made customer contact.
Maria Vera	18-Jan-21	733 S. Locust St.	Customer reported septic tank was not covered correctly. Determined contractor performed decommission. Notified contractor. Made customer contact.
Azuesema Fuentes	19-Jan-21	3319 Pennsylvania St.	Customer reported low pressure. Found house valve mostly shut. Opened valve and normal water pressure was restored. Made customer contact.
Juana Robles	19-Jan-21	806 W. Dallas St.	Customer reported no water. Found shut off valve closed. Turned valve on and water services were restored. Made customer contact.
Eduardo Gutierrez	20-Jan-21	3704 Edna St.	Customer reported a leak at meter. Found leak on customer's line. Made customer contact.
Cameron Namazi	25-Jan-21	108 Crescent Dr.	Customer requested sanitary lines be marked. Marked sanitary lines.
Adelit Gomez	27-Jan-21	3619 Laverne St.	Customer reported low pressure after hours. Upon arrival, found normal water pressure. Determined issue was on customer's side. Made customer contact.
Paul Martinez	2-Feb-21	3602 Alice St.	Customer reported a possible water leak near ditch. Found no evidence of a leak. Made customer contact.
Bryan Brown	3-Feb-21	In-District	Customer reported illegal digging. Determined neighbor was digging on his own property. Determined area being dug did not affect water main. Made customer contact.
Erasmo Mendonza	9-Feb-21	232 Willow St.	Customer reported a possible water leak. Found leak on customer's line. Made customer contact.
Billing Disputes			
Beatrice Ahamba	20-Jan-21	703 E Palm St.	Customer requested a meter re-read due to high consumption. Meter showed inside consumption. Meter read was in-line with Provided leak detection tablets. Made customer contact.
Silvia Castillo	21-Jan-21	131 College Dr.	Customer requested a meter re-read due to high consumption. Meter read was in-line with previous reads. Confirmed accuracy of meter. Made customer contact.
Lee Gamble	26-Jan-21	4826 W. Davis Rd.	Customer requested a meter re-read due to high consumption. Found meter was mis-read. Customer's account was credited to correct billing. Made customer contact.
Robin Croskey	1-Feb-21	715 Elm St.	Customer requested a meter re-read. Meter read was in-line with previous reads.
Customer Correspondence			
None			

Fort Bend FWSD No. 1

Delinquent Notice/Service Disconnect Report

Date	Delinquent Letters	Date Mailed	Door Hangers	Date Hung	Disconnects	Date of Disconnect
February-21	130	02/08/21				
January-21	141	01/11/21	47	01/25/21	6	02/02/21
December-20	167	12/07/20	60	12/22/20	14	12/30/20
November-20	167	11/05/20	54	11/23/20	13	12/01/20
October-20	164	10/06/20	57	10/20/20	9	10/27/20
September-20	162	09/04/20	55	09/21/20	15	09/29/20
August-20	110	08/10/20	32	08/24/20	9	08/31/20
July-20	134	07/07/20	35	07/23/20	9	07/29/20
June-20	165	06/08/20	66	06/22/20	35	06/29/20
May-20	120	05/11/20	55	05/27/20	29	Deferred
April-20	177	04/06/20	58	04/22/20	34	Deferred
March-20	174	03/09/20	53	03/25/20	29	Deferred
February-20	150	02/10/20	57	02/25/20	13	03/03/20
January-20	181	01/07/20	46	01/24/20	18	01/30/20
December-19	145	12/10/19	51	12/31/19	13	01/07/20
November-19	165	11/08/19	40	12/04/19	6	12/10/19
October-19	118	10/11/19	31	10/30/19	10	11/05/19
September-19	147	09/10/19	33	10/01/19	14	10/08/19
August-19	124	08/13/19	42	08/27/19	9	09/05/19
July-19	157	07/09/19	40	07/22/19	16	07/30/19
June-19	125	06/10/19	37	07/01/19	10	07/08/19
May-19	139	05/06/19	19	05/21/19	12	05/29/19
April-19	129	04/08/19	41	04/23/19	15	04/30/19
March-19	138	03/11/19	39	03/26/19	7	04/01/19

Current Month Terminations

Account	Name	Address	Total Due	Deposit	Turn-Off Date	Turn-On Date
157652	FLORES, MARIA	425 EVERGREEN UNIT B	\$1,983.42	\$100.00	2-Feb-21	LOCKED
81086	OROZCO, RODRIGO	122 CRESCENT DR	\$628.93	\$276.00	2-Feb-21	3-Feb-21
81180	REZA, GUADALUPE	638 ELM ST	\$538.95	\$100.00	2-Feb-21	LOCKED
80506	MENDEZ, FRANCISCO &	4415 BRYAN AVE	\$508.53	\$276.00	2-Feb-21	4-Feb-21
160908	GONZALEZ NORMA	3726 JAN ST	\$466.69	\$150.00	2-Feb-21	LOCKED
81250	ALVARADO, MARIA	19330 S POST OAK BLVD	\$301.55	\$201.00	2-Feb-21	3-Feb-21

Current Payment Arrangements

Account	Name	Address	Balance	Deposit	Most Recent Pymt.	Date Last Paid
137150	NEW QUALITY LIFE MINISTRIES	4647 FM 521-DOM	\$3,420.33	\$100.00	\$634.33	4-Dec-21
121888	MARTINEZ, JULISSA	615 ELM ST	\$1,605.06	\$75.00	\$100.00	20-Jan-21
160869	TRISTAN, LEOCADIO	1311 TRAMMEL FRESNO RD	\$1,452.48	\$100.00	\$200.00	28-Dec-21
122641	DIEGO SUAREZ	629 MIMOSA ST	\$1,350.00	\$100.00	\$29.38	26-Dec-20
161366	RODRIGUEZ, MAURILLO VAZQUEZ & ESCOBAR, SAND	620 E SYCAMORE ST	\$1,332.48	\$100.00	\$250.00	8-Jan-21
122844	PEREZ, FANI	623 ELM ST	\$1,331.80	\$75.00	\$100.00	13-Jan-21
135063	SARAVIA, JOSE & MIRNA	660 SPRUCE ST	\$1,230.20	\$250.00	\$110.09	16-Dec-21
159994	CORREA, FERNANDO	302 RENFRO BURFORD	\$1,222.46	\$100.00	\$225.00	8-Jan-21
155798	RAMOS, RAUL	1406 AVE A	\$667.52	\$100.00	\$179.38	14-Dec-20

Fort Bend FWSD No. 1

30 Day Delinquent Report

February-21

Updated as of February 8, 2021

130

	ACCOUNT NO.	CUSTOMER NAME	SERVICE ADDRESS	DEPOSIT	ARREARS	BALANCE	Most Recent Payment	Payment Date
1	081114	MORALES, ELIAS & MARIA	342 MERRIFIELD LN	1.00	768.09	4,071.17	150.00	01/29/21
2	080868	AHAMBA, YOUNG AND BEATRICE	703 E PALM ST	151.00	484.02	1,618.18	200.00	01/20/21
3	081592	SANCHEZ ANTONIA	4825 D FM 521	76.00	670.21	948.26	198.25	01/14/21
4	080462	CHANEY, MARION	530 E PALM ST	100.00	313.87	665.09	225.38	02/01/21
5	080744	PEREZ, ANABEL	4728 TULIP LN	141.45	219.16	456.54	167.00	02/02/21
6	081126	CANTU, AURORA L. & RENE D.	729 HICKORY ST	76.00	77.38	456.04	140.00	01/30/21
7	081039	GONZALEZRUIZ, MARIA O.	230 VIRGINIA DR	76.00	260.76	408.80	237.05	12/14/20
8	120722	MARTHA ELIZABETH VASQUEZ	411 E DALLAS ST	1.00	183.73	385.28	151.23	12/15/20
9	126096	DOAN, TUAN	303 TEAKWOOD AVE	75.00	174.41	369.98	377.04	11/30/20
10	120710	MENDOZA, JOE S	4314 MARK TERRACE	251.00	189.56	360.29	185.00	02/02/21
11	081072	CASTILLO, APOLINAR	127 COLLEGE ST	101.00	223.78	356.40	89.54	01/27/21
12	081060	ROSALES, JORGE LUX, LUX, MARIA M.	318 BROADMORE ST	1.00	143.09	324.77	122.21	12/11/20
13	081286	CANTU, RAY	735 1/2 HICKORY ST	1.00	157.98	322.24	130.60	02/02/21
14	080647	GASPAR, ERICSSON & SOCORRO	506 DOGWOOD AVE	1.00	153.53	303.97	288.57	12/13/20
15	081515	CARRILLO GREGORIO	838 W PALM	226.00	146.81	299.96	138.99	01/21/21
16	120709	SUASTEGUI, SARAI & JACOBO	4411 IVY LN	201.00	121.90	289.69	101.33	12/14/20
17	081495	NOLASCO, AMELIA	3314 MARYLAND ST	125.00	143.60	279.58	150.00	12/28/20
18	157298	FUENTES, MARIA C	4703 S TEAGUE	101.00	154.67	278.34	150.00	01/19/21
19	081117	CAMPOS, ELENA & DAVID	606 HICKORY ST	1.00	118.33	269.74	105.60	12/29/20
20	081409	CORONA, YADIRA	3021 ILLINOIS ST	150.00	150.93	250.02	200.00	12/22/20
21	081162	GOMEZ, DIANE YNFANTE	627 SPRUCE ST	1.00	115.91	243.20	91.74	01/21/21
22	081607	PROVOST BURLEY AND SHANDA	4511 KANSAS ST	76.00	118.20	242.19	64.33	01/21/21
23	134534	PATTERSON, CRYSTAL	20649 S POST OAK BLVD	175.00	123.78	239.15	83.00	01/21/21
24	081128	MONREAL, MARY & FELIPE	4643 KANSAS ST	76.00	103.02	236.47	116.33	02/02/21
25	080746	CRUZ, FRANCISCO	339 RENFROBURFORD	0.00	101.33	235.79	90.89	12/03/20
26	080614	GONZALEZ, ANTONIO	4710 S TEAGUE ST #2	1.00	111.77	235.52	151.00	01/10/21
27	120468	CORREA, MARIA	403 TEAKWOOD AVE	175.00	100.56	234.95	110.00	01/05/21
28	080652	SALAS, CARLOS IVAN RIOS	555 DOGWOOD AVE	151.00	101.33	234.79	219.66	12/18/20
29	080850	GARCIA, JOVA & NARVAEZ, MANUEL	511 REDBUD AVE	151.00	108.04	229.38	100.00	01/25/21
30	080532	GAINES, LARRY	234 BROADMORE DR	100.00	87.71	228.57	100.00	01/29/21
31	134671	GLADYS ALCARAZ	4710 TULIP LN	75.00	101.33	225.03	90.89	12/12/20
32	081064	ARMIGO, PAUL & CRISTINA	342 BROADMORE ST	1.00	103.10	225.00	95.84	01/21/21
33	081204	FAJKUS, BRIAN KEITH	730 ELM ST	101.00	107.69	224.00	200.00	12/02/20
34	081668	JASSO JOSE DAVID	638 B N LOCUST ST	1.00	88.50	220.88	151.65	12/14/20
35	144069	VALERO, VALERIE A.	602 N LOCUST ST	75.00	89.21	218.46	86.04	02/01/21
36	081097	ANDRADE, EVELIN VERONICA	329 MERRIFIELD LN	151.00	105.96	218.14	100.00	01/15/21
37	138739	EDUARDO, LEONZO & GARCIA, ARCHILA	323 CRESCENT DR	75.00	101.33	214.27	221.89	12/01/20
38	080994	GARCIA, MARCIANO	515 DOGWOOD AVE	175.00	111.46	213.64	109.38	12/15/20
39	156133	LEYDI MEDRANO	4109 EMERALD LN	250.00	33.53	212.55	142.00	12/29/20
40	138682	RAMIREZ, RICARDO	105 VIRGINIA DR	75.00	90.89	202.79	80.45	12/12/20
41	081147	ALVARADO, MIGUEL ANGEL	727 MAPLE ST	151.00	95.91	198.69	187.71	12/16/20
42	080929	LUNA, JUAN A.	339 FIG DR	1.00	109.38	194.04	80.45	12/14/20
43	081358	JEREZ, LESLY & EDGAR	644 W PALM ST	150.00	118.13	189.58	178.63	01/21/21
44	080736	LEON, DORA DE	410 TEAKWOOD AVE #3	1.00	88.50	188.60	80.45	12/14/20
45	081073	CASTILLO, APOLINAR	131 COLLEGE DR	1.00	95.28	186.17	317.13	01/21/21
46	081044	CASTILLO, AUDELIA	112 BROADMORE DR	76.00	85.39	185.86	79.50	01/22/21
47	081926	PEREZ, ELEAZAR	3810 JAN ST	75.00	107.78	185.12	166.64	12/18/20
48	150306	GODSBY, LISA	3210 PENNSYLVANIA ST	150.00	82.00	184.78	109.49	12/22/20
49	140703	LOPEZ, ADAN	407 WALNUT	75.00	70.76	180.79	145.09	12/16/20
50	080638	CASTILLO JR., ISIDRO	427 RENFROBURFORD RD	75.00	89.21	179.70	137.33	12/15/20
51	080952	GARZA, JOSE	203 MERRIFIELD LN	76.00	55.00	176.14	135.00	01/19/21
52	138679	LOREDO, ANGEL	805 E PALM ST	150.00	81.71	175.46	282.34	11/25/20
53	131690	ZUNIGA, JESUS & LOPEZ, LORENA	4729 MISTLETOE LN	1.00	66.86	175.36	100.00	01/09/21
54	081267	DE LA FUENTE, SERVANDO	1330 EVERGREEN	176.00	71.20	174.32	71.20	02/01/21
55	081800	OLIVOSANCHEZ, YASMIN	3406 INDIANA ST	75.00	89.45	174.31	73.46	01/15/21
56	153608	ANDREPOINT, BERNADETTE	527 REDBUD AVE	100.00	75.06	174.29	82.00	01/20/21
57	081489	DIAZ ADAN	830 W SYCAMORE ST	75.00	79.45	172.33	145.09	12/14/20
58	081471	SALINAS, DOLORES	4535 KANSAS ST	75.00	80.45	171.79	151.22	12/04/20
59	081053	JIMENEZ, FRANCISCA	222 BROADMORE ST	1.00	72.01	171.26	90.89	12/12/20
60	081435	MORA, ELIZABETH	3707 EDIE ST	625.00	59.91	171.18	48.00	02/01/21
61	080524	MILLER, MICHAEL	4219 MARK TERRACE	1.00	84.90	170.86	70.71	01/22/21
62	080604	HERRERA, SUSANA GONZALEZ	4403 BRYAN ST	75.00	80.45	170.79	87.13	01/11/21

Fort Bend FWSD No. 1

30 Day Delinquent Report

February-21

Updated as of February 8, 2021

130

	ACCOUNT NO.	CUSTOMER NAME	SERVICE ADDRESS	DEPOSIT	ARREARS	BALANCE	Most Recent Payment	Payment Date
63	080501	JOHNSON, DERRICK	4310 BILLY LANE	101.00	69.93	169.58	63.57	01/14/21
64	080721	GARCIA, GUADALUPE & MONROY, JOSE	546 REDBUD AVE	1.00	67.33	168.67	100.00	01/14/21
65	080680	PEREZ, STEVEN	626 MYRTLE AVE	151.00	79.03	163.02	51.65	01/21/21
66	124404	VIGIL, FRANCISCO	546 DOGWOOD AVE	75.00	72.01	162.50	63.57	12/13/20
67	081804	ESTRADA, MARIA	3214 INDIANA ST	75.00	51.74	161.67	96.41	02/01/21
68	080830	AGUILA, PEDRO	4718 B ALTHEA LN	0.00	69.93	159.58	63.57	12/14/20
69	080619	LOPEZ, J. FRANCISCO	4406 CAMELIA LN	1.00	72.42	158.15	90.00	01/18/21
70	148630	LAZO, KENIA A LOPEZ	4730 FAIRHILL AVE	100.00	72.01	153.74	164.14	12/13/20
71	081560	HERNANDEZ, SANJUANITA	615 CLEO ST	326.00	48.88	153.50	150.00	01/18/21
72	161961	DELGADO, VERONICA	4511 A BRYAN AVE	150.00	67.41	152.95	59.38	01/22/21
73	080528	PAEZ, CRISTINA	4119 LILLY ST	75.00	51.52	151.25	110.00	01/13/21
74	080664	BARRERA, ECTOR	535 E DALLAS	501.00	90.40	150.98	109.00	01/06/21
75	081666	VALERO CELINDA	606 N LOCUST ST	1.00	61.03	150.42	45.00	12/30/20
76	135902	CARREON, JESSICA	326 COLLEGE ST	100.00	68.03	149.36	70.00	01/10/21
77	080495	LOPEZ, BRENT	4619 Kansas St	1.00	47.42	148.72	145.00	01/08/21
78	081559	HOLMAN ERMA L.	930 W JASMINE ST	851.00	73.02	147.88	514.06	12/01/20
79	080960	ENM CONSTRUCTION	802 W DALLAS ST	426.00	64.33	147.33	163.56	12/01/20
80	120719	CRISOFORO DIAZ	319 FIG RD	176.00	60.50	146.88	100.00	01/21/21
81	081075	LEOS, VALENTIN	138 COLLEGE ST	176.00	53.89	145.76	75.00	01/23/21
82	081604	BOWENS ODESSA A	851 TRAMMEL FRESNO RD	151.00	81.71	141.42	35.93	01/04/21
83	080823	GONZALEZ, CESAR PAEZ &	631 WALNUT AVE	1.00	75.37	139.48	50.00	01/11/21
84	081391	REYES, RAUL E.	724 CLEO ST	325.00	53.41	137.89	56.69	01/29/21
85	132657	CRUZ, MELISSA & MAURICIO	331 RENFROBURFORD RD	100.00	59.38	135.34	65.32	12/09/20
86	081773	FITZGERALD, TRISHA LYNN	1322 TRAMMELFRESNO RD	275.00	56.51	134.40	42.74	02/02/21
87	080624	CARDENAS, FRANCISCO & BERTHA	4431 CAMELIA LN	1.00	30.16	132.29	100.00	01/26/21
88	080877	CASTILLO, ANTONIO	108 BROADMORE ST	426.00	46.10	132.20	61.00	01/30/21
89	120726	CECILIA DIMAS	642 A REDWOOD AVE	1.00	64.45	128.56	52.00	12/15/20
90	080445	MARTINEZ, VERONICA	2803 CALIFORNIA ST #2	100.00	49.89	126.13	53.41	02/01/21
91	120715	REYES SOTO, MARICELA	329 MAIN ST	176.00	46.93	124.82	49.13	02/01/21
92	081759	VASQUEZ, GUILLERMO	3009 PENNSYLVANIA ST	101.00	58.58	122.69	76.31	12/16/20
93	080478	ALDACO, JORGE	4434 GARDENIA LN	75.00	56.52	122.62	55.19	12/16/20
94	080970	BUENTELLO, MICHAELA	3033 LAUREL ST	101.00	71.20	122.27	71.20	01/15/21
95	157914	GONZALEZ, EDER	3703 LOLA ST	150.00	43.20	121.76	50.61	02/01/21
96	081679	KESTERSON RONALD	746 N LOCUST ST	1.00	55.19	121.71	76.20	01/11/21
97	080948	PMC INTERNATIONAL TIRE SHOP	4639 FM 521	1.00	52.57	121.36	260.51	11/24/20
98	150972	GOMEZ, MELANIE	402 WALNUT AVE	150.00	46.51	119.89	42.32	02/02/21
99	080694	SARAVIA, JOSE & MARIA	4410 GARDENIA LN	1.00	55.64	119.75	126.40	12/03/20
100	081503	BONIER JANICE	3822 1/2 KANSAS	175.00	38.60	117.83	70.00	02/01/21
101	081269	ROMERO, SANJUANA	1140 EVERGREEN ST	1.00	50.98	117.22	40.26	01/21/21
102	164030	BENITEZ, JOSE H.	4710 FERN LN	100.00	51.00	117.10	125.00	12/10/20
103	081536	OLAYO, LUZ MARIA	4031 EMERALD LN	1.00	50.98	114.23	100.11	12/16/20
104	120609	PENA, JOSE A	3218 MARYLAND RD	175.00	50.98	114.23	82.14	12/16/20
105	154763	RIVAS, WILBER J	4115 LILLY ST	150.00	57.13	112.03	50.00	06/09/20
106	081389	SANTOS, LILIANA	3103 ILLINOIS RD	100.00	69.09	111.63	40.00	12/16/20
107	081383	RODRIGUEZ, JUAN	20645 S POST OAK BLVD	75.00	42.53	110.00	30.11	02/01/21
108	151865	ENRIQUEZ TIRE SHOP	102 E PALM ST DOM	150.00	48.19	107.12	103.03	12/15/20
109	164028	LAGUNAS, LORALEE	1111 TRAMMELFRESNO RD	150.00	25.19	104.28	175.00	12/10/20
110	081320	TORRES, FAUSTINO	824 CLEO ST	75.00	46.95	103.19	156.87	11/23/20
111	080479	ALCANTAR, YOBANI	722 CLEO ST	75.00	46.95	103.19	84.55	12/01/20
112	081889	LOPEZ, RODOLFO	3718 LOLA ST	151.00	26.31	97.80	40.00	01/21/21
113	142302	MCCORY, AMOS	806 CLEO ST	75.00	46.95	96.18	158.87	12/17/20
114	122465	JUAN MONTES	3115 CALIFORNIA ST	75.00	40.26	95.83	37.60	12/13/20
115	081362	ROJAS, DIANA	1703 AVENUE A	200.00	40.26	95.83	89.22	12/17/20
116	080909	DE LO SANTOS, JOE L.	122 E SYCAMORE	101.00	25.19	95.27	48.29	11/25/20
117	080539	RODRIGUEZ, MAURICIO & SANDRA S.	618 DAVIS	1.00	45.82	94.38	55.64	12/15/20
118	081936	GARZA, AMALIA	3826 JAN ST	101.00	46.95	91.67	40.26	12/08/20
119	081617	MEJIA CESAR & DAMARIS	3606 LAVERNE ST	76.00	36.51	89.89	39.38	01/21/21
120	080884	SAENZ, ARCADIO R.	125 E DALLAS	1.00	33.57	88.47	40.26	12/09/20
121	081911	TRISTAN, AUGUSTIN	3706 EDIE ST	301.00	33.57	81.46	57.22	12/11/20
122	123516	IRMA & REYNALDO LOPEZ	652 A W DALLAS	1.00	32.76	80.57	220.00	12/14/20
123	081836	JAIMES, DIEGO	3607 LAVERNE ST	1.00	33.57	76.95	29.38	12/11/20
124	142515	RIVERA, RUTH	3714 EDNA ST	175.00	33.57	76.95	80.50	12/11/20

Fort Bend FWSD No. 1 30 Day Delinquent Report

February-21

Updated as of February 8, 2021

130

	ACCOUNT NO.	CUSTOMER NAME	SERVICE ADDRESS	DEPOSIT	ARREARS	BALANCE	Most Recent Payment	Payment Date
125	080826	GUEVARA, ERIK	710 WALNUT AVE	176.00	33.57	76.95	114.02	11/23/20
126	080667	VEGA, JOSE RIOS &	4426 GARDENIA LN	1.00	29.38	72.34	61.70	11/20/20
127	081840	HERNANDEZ, SIXTO	3618 LAVERNE ST	151.00	25.19	67.73	72.12	12/11/20
128	123524	JUAN GARZA	309 E SYCAMORE ST	1.00	28.70	66.73	22.00	12/09/20
129	081514	MATHEWS ALBERTA	734 W PALM	1.00	25.19	63.22	21.00	12/02/20
130	081448	DIAZ, ROBERTO MOYAO	20403 S POST OAK BLVD	350.00	25.19	63.22	274.91	12/01/20
				14,515.45	12,164.48	29,350.54	14,850.65	

FWSD#1 Interconnect w/COA

Day	FWSD#1 IC w/ COA	Daily Flow	Well Reads @ WP	Daily Flow
12/1/2020	148694	97	755178	424
12/2/2020	148791	92	755602	416
12/3/2020	148883	95	756018	339
12/4/2020	148978	80	756357	300
12/5/2020	149058	81	756657	367
12/6/2020	149139	81	757024	438
12/7/2020	149220	91	757462	418
12/8/2020	149311	87	757880	435
12/9/2020	149398	77	758315	427
12/10/2020	149475	72	758742	273
12/11/2020	149547	89	759015	571
12/12/2020	149636	90	759586	429
12/13/2020	149726	90	760015	273
12/14/2020	149816	72	760288	394
12/15/2020	149888	73	760682	310
12/16/2020	149961	78	760992	437
12/17/2020	150039	82	761429	430
12/18/2020	150121	83	761859	274
12/19/2020	150204	83	762133	489
12/20/2020	150287	84	762622	355
12/21/2020	150371	100	762977	438
12/22/2020	150471	83	763415	432
12/23/2020	150554	103	763847	439
12/24/2020	150657	141	764286	446
12/25/2020	150798	100	764732	573
12/26/2020	150898	68	765305	278
12/27/2020	150966	64	765583	287
12/28/2020	151030	98	765870	560
12/29/2020	151128	66	766430	281
12/30/2020	151194	74	766711	377
12/31/2020	151268	100	767088	473
1/1/2021	151368	79	767561	265

*meter is read M-F during normal business hours, weekend reads are calculated.

FWSD#1 Interconnect w/COA

Day	FWSD#1 IC w/ COA	Daily Flow	Well Reads @ WP	Daily Flow
1/1/2021	151368	79	767561	265
1/2/2021	151447	79	767826	371
1/3/2021	151526	80	768197	488
1/4/2021	151606	77	768685	279
1/5/2021	151683	92	768964	426
1/6/2021	151775	71	769390	413
1/7/2021	151846	77	769803	290
1/8/2021	151923	86	770093	421
1/9/2021	152009	86	770514	416
1/10/2021	152095	87	770930	355
1/11/2021	152182	63	771285	335
1/12/2021	152245	78	771620	414
1/13/2021	152323	78	772034	574
1/14/2021	152401	103	772608	945
1/15/2021	152504	161	773553	0
1/16/2021	152665	161	773553	0
1/17/2021	152826	161	773553	0
1/18/2021	152987	162	773553	0
1/19/2021	153149	79	773553	0
1/20/2021	153228	89	773553	0
1/21/2021	153317	80	773553	0
1/22/2021	153397	71	773553	0
1/23/2021	153468	85	773553	0
1/24/2021	153553	86	773553	0
1/25/2021	153639	93	773553	0
1/26/2021	153732	77	773553	0
1/27/2021	153809	80	773553	0
1/28/2021	153889	72	773553	331
1/29/2021	153961	86	773884	290
1/30/2021	154047	86	774174	423
1/31/2021	154133	86	774597	501
2/1/2021	154219	67	775098	427

*meter is read M-F during normal business hours, weekend reads are calculated.

2019 COA Sewer Meter Reads

Day	COA Sewer Reads	Daily Flow (in GPD)
12/1/2020	5393632	118,752
12/2/2020	5512384	131,920
12/3/2020	5644304	134,144
12/4/2020	5778448	103,685
12/5/2020	5882133	103,685
12/6/2020	5985818	103,686
12/7/2020	6089504	114,704
12/8/2020	6204208	96,184
12/9/2020	6300392	87,464
12/10/2020	6387856	86,184
12/11/2020	6474040	202,792
12/12/2020	6676832	202,792
12/13/2020	6879624	202,792
12/14/2020	7082416	135,136
12/15/2020	7217552	125,840
12/16/2020	7343392	126,400
12/17/2020	7469792	101,064
12/18/2020	7570856	129,954
12/19/2020	7700810	129,955
12/20/2020	7830765	129,955
12/21/2020	7960720	128,536
12/22/2020	8089256	82,680
12/23/2020	8171936	100,440
12/24/2020	8272376	118,808
12/25/2020	8391184	118,808
12/26/2020	8509992	78,992
12/27/2020	8588984	67,626
12/28/2020	8656610	127,334
12/29/2020	8783944	79,136
12/30/2020	8863080	113,648
12/31/2020	8976728	249,288
1/1/2021	9226016	111,758
		123,254
% based on allotted capacity 250,000 gpd		49%

2019 COA Sewer Meter Reads

Day	COA Sewer Reads	Daily Flow (in GPD)
1/1/2021	9226016	111,758
1/2/2021	9337774	111,758
1/3/2021	9449532	111,758
1/4/2021	9561290	111,758
1/5/2021	9673048	110,672
1/6/2021	9783720	156,672
1/7/2021	9940392	126,360
1/8/2021	10066752	144,224
1/9/2021	10210976	152,316
1/10/2021	10363292	152,316
1/11/2021	10515608	108,104
1/12/2021	10623712	118,672
1/13/2021	10742384	111,656
1/14/2021	10854040	137,520
1/15/2021	10991560	91,662
1/16/2021	11083222	91,662
1/17/2021	11174884	91,662
1/18/2021	11266546	91,662
1/19/2021	11358208	94,928
1/20/2021	11453136	100,912
1/21/2021	11554048	92,040
1/22/2021	11646088	80,272
1/23/2021	11726360	104,368
1/24/2021	11830728	104,368
1/25/2021	11935096	101,680
1/26/2021	12036776	89,160
1/27/2021	12125936	88,152
1/28/2021	12214088	84,688
1/29/2021	12298776	95,522
1/30/2021	12394298	95,523
1/31/2021	12489821	95,523
2/1/2021	12585344	69,776
		107,160
% based on allotted capacity 250,000 gpd		43%



December 3, 2020

Fort Bend County FWSD #1
C/o EDP
Attn: Operations Manager
17451 Village Green
Houston, Texas 77040

Reference: Water Well #1- Performance Testing

Dear Sir,

Collection and evaluation of field data pertaining to the operation of the well and well pumping equipment was recently completed at the facility referenced above. Included in this report please find the test results and pump curve generated by the testing.

PERFORMANCE TEST REVIEW										
Hydraulic Performance of pump is 1747 GPM @ 281' field head	Excellent	<u> X </u>	Good	<u> </u>	Marginal	<u> </u>	Poor	<u> </u>		
Overall efficiency is 69 percent	Excellent	<u> X </u>	Good	<u> </u>	Satisfactory	<u> </u>	Poor	<u> </u>		
Pump Submergence 182 feet	Excellent	<u> X </u>	Good	<u> </u>	Satisfactory	<u> </u>	Poor	<u> </u>		
Overall Vibration Level	Vibration analysis not completed this test cycle.									
Suspended Solids Testing	Excellent	<u> X </u>	Good	<u> </u>	Marginal	<u> </u>	Poor	<u> </u>		
Brass Observed in SST	None	<u> </u>	X	<u> </u>	Trace	<u> </u>	Substantial	<u> </u>	Excessive	<u> </u>
Flowmeter Accuracy is 98.6 percent										

Testing was completed in order to determine the current condition of the well and well pumping equipment. This is the initial test on the new pump/motor unit and will be used as a benchmark for future tests.

A FBSD meter affidavit was completed during the test and is attached.

We appreciate this opportunity to be of service. If you have any questions or comments, please call.

Sincerely,
Jimmy Graves
G-M Services



SPECIALIZED INSPECTION SERVICES FOR THE WATER INDUSTRY

Performance Test Report

website: www.g-mservices.com

phone: 281-894-8971

Facility Fort Bend County FWSD #1

Test Date 11/12/2020

U.S.G.S. # JY-65-29-70G

Subsidence Well ID# 1275

PUMP DATA

Manufacturer : Goulds
Bowl Type : 14-M-160
Stages : 5
Setting : 440
Column Size : 10" x 3" x 1 15/16"
Design Point : 1500 GPM @ 350' TDH

MOTOR DATA

Manufacturer : U.S. Motors
Size (HP) : 250
Amps/Volts : 280/460
Serial # : H02-30245853-01-0
Frame : 1780
Speed (RPM) : 445TP

PERFORMANCE TEST DATA

Static Lvl (ft) -209

Discharge Pressure	10	41
Capacity (GPM)	1747	1445
Pumping Lvl (ft)	-258	-251
Drawdown (ft)	49	42
Specific Capacity	35.65	34.40
Field Head (ft)	281.1	345.71
Water Horsepower	124.0	126.28
Overall Efficiency	69%	69%
Horsepower Input	180.23	182.91
Kilowatt Input	134.5	136.5
Amp Draw	219-219-201	222-220-202
Voltage	493-492	493-488
Sand (PPM)	1	1
Time (min)	45	15

Meter Data

Manufacturer: Water Special Meter Size 12
Serial # 20073395
Meter read 747278.000
Meter accuracy is 98.6% at 1723 GPM

Additional Data

Start-up Sand (PPM) 2
Brass Detect No
Pump Submergence (ft) 182
ETM Read 7385.7

Remarks
Meter affidavit completed.

Technician
J. Graves

**MINUTES OF THE MEETING OF
FORT BEND COUNTY FRESH WATER SUPPLY DISTRICT NO. 1**

January 21, 2021

STATE OF TEXAS

COUNTY OF FORT BEND

The Board of Supervisors (the “Board”) of Fort Bend County Fresh Water Supply District No. 1 of Fort Bend County, Texas (the “District”), met in regular session, open to the public, on Thursday, January 21, 2021, at 6:00 p.m., via video and telephonic conference, as permitted by the March 16, 2020, Declaration by the Governor of the State of Texas which suspended certain provisions of Chapter 551, Texas Government Code. The roll was called of the members of the Board, to wit:

Paul Hamilton	President
Rosa Linda Medina	Vice-President
Calvin Casher	Secretary
Rodrigo Carreon	Assistant Secretary
Erasto Vallejo	Assistant Secretary

All members of the Board were present, except Supervisor Vallejo, thus constituting a quorum.

Also present at the meeting were: Cindy Grimes with Municipal Accounts & Consulting, LP, the District’s Bookkeeper (“MAC”); David Dybala with Jacobs Engineering Group, Inc. (“Jacobs”), the District’s Engineer; Breah Campbell with Environmental Development Partners (“EDP”), the District’s Operator; Charles Coyle, a member of the public; and Michael R. Willis and Tamara Sharkey of Sanford Kuhl Hagan Kugle Parker Kahn LLP (“SK Law”), the District’s Attorney.

The meeting was called to order at 6:01 p.m. and the following business was transacted.

1. HEAR FROM PUBLIC (MATTERS ON THE AGENDA)

The Board recognized Mr. Coyle who requested the Board consider classifying his property as all residential for water and sewer service purposes, as discussed at previous meetings. The Board noted this would be discussed with the Engineer’s Report later in the meeting.

2. BOOKKEEPER’S REPORT

The Board then considered the Bookkeeper’s Report presented by Ms. Grimes, a copy of which is on file in the official records of the District, and the invoices and checks presented for payment as follows:

A. Approval of Bills.

The Board reviewed the bills presented for payment, including Pay Application No. 2 from T Construction for project construction for \$77,931.90 and Invoice No. 3 from Geotest for material testing services for \$2,828.20, as discussed later in the meeting during the Engineer’s Report.

B. Review Investment Report.

The Board reviewed the investment report.

C. Review Collateral Pledge Report.

The Board reviewed the Collateral Pledge report.

Upon motion duly made by Supervisor Casher, seconded by Supervisor Carreon, and after full discussion, the Board voted unanimously to approve the Bookkeeper's Report and authorize the payment of the checks and invoices listed therein, including (i) the payment of Pay Application No. 2 from T Construction for \$77,931.90 and (ii) payment of Invoice No. 3 from Geotest for \$2,828.20.

3. TAX REPORT

The Board recognized Ms. Grimes, who in the absence of Mr. Fleck presented the Tax Report, a copy of which is on file in the official records of the District.

Upon motion duly made by Supervisor Casher, seconded by Supervisor Carreon, the Board voted unanimously to approve the Tax Report, as presented.

4. ENGINEER'S REPORT

The Board recognized Mr. Dybala, who then presented the Engineer's Report, a copy of which is on file in the official records of the District, and is excerpted below:

(a) Report on status of projects:

i) Fresno Gardens North Subdivision Wastewater Plumbing Contract (currently 67 properties included)

- Project is substantially complete...conducting final walkthrough of project this week and will provide final punchlist items for T Construction to address to complete field work...anticipate all field work being completed this month and final closeout paperwork presented to the Board at their February meeting
- Request Board approval of Pay Application No. 2 from T Construction for construction of project for \$77,931.90
- Request Board approval of Invoice No. 3 from Geotest for material testing services for \$2,828.20

ii) Teleview Terrace Subdivision Lift Station Upgrades

- EDP currently in process of adding 3rd lift pump to lift station...EDP to provide status update in their report
- Current lift station, with 2 pumps, is capable of conveying wastewater for 630 ESFCs...With addition of 3rd pump the lift station should be capable of conveying wastewater for over 800 ESFCs

iii) Water Plant #1 Recoat Work (Recoat Internal Surface of HPTs and Floor of GST#1)

- EDP is in process of isolating HPT#1 and GST#1 so recoating work can be performed for both of these tanks...it is anticipated that these tanks will be isolated this week so A&H Coating Services, LLC will be able to prepare and coat the surfaces of these tanks this week/next week
- Anticipate work being completed by March of this year

iv) Water Plant #2

- Pre-construction meeting was conducted with B-5 Construction Co. on January 13th and the Notice-to-Proceed date (which starts contract time) was set for January 18th
- Contractor currently working on issuance of construction submittals for review/approval...initial construction activities will consist of tree/vegetation clearing and earthwork needed to build up water plant site and install perimeter swale/drainage system...once initial earthwork is done, it is requested that EDP install a water tap with meter so Contractor will have water available for construction of water well
- Anticipate construction being completed by mid-2022
- District Est. Water Conn. Timeline (FBCFWSD#1 WP#1 Conn. Capacity = 1,750)
 - End of 2020 = 1,650
 - End of 2021 = 1,716
 - Mid 2022 = 1,750

v) Gateway Acres Subdivision Wastewater Collection System

- Jacobs currently in process of completing construction documents for project
- The new District wastewater loan will need to be secured prior to starting construction of this project

vi) Fresno Ranchos Subdivision Wastewater Lift Station and Force Main

- Reference Gateway Acres Subdivision Wastewater Collection System status

vii) Gateway Acres Subdivision Wastewater Plumbing Contract

- townhall meetings will be conducted once the public wastewater lines for this area are under construction

(b) Authorize Engineer to Prepare Plans and Specifications for Water/Wastewater Projects

- no action items

(c) Report on status of project funding and take necessary action related thereto.

- Project One-Year Warranty Expiration Dates
 - Fresno Gardens N Sub WW Collection System...06/17/2021
- 2015 TWDB DFUND Loan...remaining funds will be used for the Water Plant No. 2 project
- 4th TWDB DFUND Loan (\$1.745M)...funds will be used to complete the Water Plant No. 2 project
- 2021 TCEQ Loan (estimated at \$10.45M) – loan will secure funds for the completion of a) Gateway Acres Sub WW Collection System project b) Fresno Ranchos Sub LS and FM project, and c) CoA WWTP Expansion project...Received estimated cost information from CoA regarding the WWTP Expansion project, which information is currently under review
- FBC CDBG Funds...will apply once Gateway Acres Subdivision WW Plumbing project is underway...applications for funds are typically received in March of each year

(d) Projections for District Water and Wastewater Projects

- request Board approval to update information every January and July

(e) Discuss Emergency Preparedness Plan and take any necessary action related thereto

- review EPP in April each year to determine if any updates are required

(f) Status of Non-Residential Applications for Water Service –

Connections Pending	
Stop N’ Grubb (Mobile Food Truck at 3502 Jan Street)	
- EDP to provide update regarding connection...per EDP, tap letter provided to customer	
St. Peters & St. Pauls Orthodox Church of Houston (3114 Illinois St)	
- EDP to provide update regarding connection...per EDP, tap letter provided to customer	

Mr. Dybala noted during the meeting that St. Peters’ application had been approved by EDP and will be connected.

Processing Application	
Quality Paint and Body (Pecan Street)	
- application has been review by both the Engineer and District Operator...request Board approve application, which consists of providing this business with District water and wastewater service...after Board approval, District Operator will coordinate with customer regarding remaining steps in the process (tap letter, etc...)	
General Office Space (514 Pecan Street)	
- waiting for customer to provide plumber’s info...discuss with Board information related to building and its classification	
St. James Knanaya Church (Ave C)	
- waiting for customer to provide plumber’s info	
Quality Paint and Body (Pecan Street)	
- application has been review by both the Engineer and District Operator...request Board	

<p>approve application, which consists of providing this business with District water and wastewater service...after Board approval, District Operator will coordinate with customer regarding remaining steps in the process (tap letter, etc...)</p>

Status of Non-Residential Applications for Wastewater Service –

Processing Application	
Quality Paint and Body (Pecan Street)	
<ul style="list-style-type: none"> - application has been review by both the Engineer and District Operator...request Board approve application, which consists of providing this business with District water and wastewater service...after Board approval, District Operator will coordinate with customer regarding remaining steps in the process (tap letter, etc...) 	
General Office Space (514 Pecan Street)	
<ul style="list-style-type: none"> - waiting for customer to provide plumber's info...discuss with Board information related to building and its classification 	

The Board then discussed the classification of 514 Pecan, as discussed at previous meetings. Mr. Dybala informed the Board that Mr. Coyle received the updated price estimate from EDP. Ms. Campbell informed the Board the revised estimate was \$11,700, subject to adjustments per the District's rate order. Mr. Coyle stated he was willing to remove any office furniture and make the detached building purely residential as the residence of his grandson. Mr. Dybala reiterated he saw another person working at a desk in the property at the address while inspecting the property for the District's plumbing project and that 517 Kansas, Mr. Coyle's residence, is already included in the project. The Board notes Mr. Coyle's advertising of his business out of the detached building is still meeting the classification of commercial. Mr. Coyle inquired if he converted the property would he be able to have the property reclassified, and the Board noted that if Mr. Coyle converted the detached building to residential use then it must remain residential, including removal of any web presence advertising his business from this address and CAD appraisal of the personal property for the business.

Upon motion duly made by Supervisor Medina, seconded by Supervisor Casher, the Board voted unanimously to keep the commercial classification of 514 Pecan at this time.

At this time Mr. Coyle left the meeting.

(g) Potential Emergency Water Interconnect with BCMUD21

- conducted phone conversation with LJA (Bill Ehler), engineer for BCMUD21, on December 2016 regarding potential emergency water interconnect between our districts
- possible location for interconnect would be at east end of Renfro Burford Road
- BCMUD21 would be interested in pursuing interconnect (50/50 cost split) once FBCFWSD#1 completes its 2nd Water Plant

(h) Emergency Water Interconnect with Charleston MUD

- received the record drawings from Charleston MUD.

(i) Status of New CoA WP – CoA anticipates water plant being completed by mid-2022

(j) Status of CoA WWTP Expansion Project (increasing capacity from 0.675 MGD to 0.95 MGD...the District would be receiving an additional 100,000 GPD through this expansion)

- Per DA's conversation with Llarance Turner of CoA in December 2020, the construction package for this project should be completed 2/3Q of 2021 and construction of the project should start at the end of 2021 and be completed by the end of 2022...CoA still needs to provide the District a letter documenting all of this, as well as, what the District will owe for this expansion project (DA to provide update)

During the meeting, Mr. Willis informed the Board he has heard from the engineer for this project and they expect to send a letter in the next approximately 30 to 60 days.

(k) FM521 Roadway Widening Project – 30% Utility Coordination meeting was conducted on November 12th...new roadway configuration within District will be a 4 lane, divided roadway with raised median, curb and gutter, with underground storm sewer lines, side swales, and sidewalk...it is anticipated that the roadway design plans will be completed in May 2021 and the project will be under construction in May 2023...Jacobs has updated proposed roadway plans to include District's existing water and wastewater utilities and will then determine potential conflicts

Potential Single Family Residential Development – Contacted by Friendswood Development Company regarding potential 40 home development, within 11 acre tract, at southeast corner of District (end of Tulip St)

During the meeting, Mr. Dybala informed the Board District capacity was fairly limited and suggested they contact Mr. Willis to discuss.

In response to questions from Supervisor Carreon, the Board discussed the plans for the FM 521 road widening. The consensus of the Board was to post the link to TXDOT's project map for access to the latest maps on the District's website.

Upon motion made by Supervisor Medina, and seconded by Supervisor Casher, and after full discussion, the Board voted unanimously to approve (i) the Engineer's Report, and (ii) the application from Quality Paint and Body.

5. OPERATOR'S REPORT/TERMINATION OF SERVICE

Next the Board recognized Ms. Campbell, who submitted to and reviewed with the Board the Operator's Report, a copy of which is on file in the official records of the District.

A. Repairs to Water and Wastewater systems

Ms. Campbell reported substantial system repairs and maintenance as follows:

- Installed residential taps and meters at six locations;
- Replaced auto sensory controls and wiring, repaired connections on the hydrotank, and installed gaskets on the HPT for the water plant;
- Pulled and cleaned lift pumps and bottom cleaned wet well for Lift Station #1;
- Repaired a leaking service line; and
- Replaced meter and raised meter and box at one location.

Ms. Campbell reported the installation of the third lift pump at lift station #1 was in process and expected to be complete in March.

B. Requests for Water Taps

Ms. Campbell did not report any requests at this time.

C. Delinquent Water Accounts and Service Terminations

Ms. Campbell provided a list of customers that received a delinquent letter by mail and are subject to disconnection of service.

Ms. Campbell then reviewed upcoming AWIA compliance requirements and EDP's projects and estimated costs with the Board.

Ms. Campbell then updated the Board on the status of installation of a tap and meter for Mr. Kevin Murray and his father, as discussed at previous meetings. Ms. Campbell informed the Board Mr. Murray responded to the letter from Mr. Willis stating EDP could proceed without the irrigation system included, however, when Ms. Campbell responded informing him information for his father's property was still required, she received no reply. As discussed at previous meetings, EDP will remove the line to the property.

Ms. Campbell also reported the customer at 131 College disputed the water bill and informed the Board no adjustments were recommended per the Rate Order at this time.

Supervisor Carreon reported potential hydrant damage at Sycamore and Supervisor Medina reported several parked trailers on Bryan St. Ms. Campbell stated she will investigate both items.

Upon a motion duly made by Supervisor Casher, seconded by Supervisor Medina, and after full discussion, the Board voted unanimously to approve the Operator's Report, repairs to the water and wastewater system, and the account termination list.

6. ATTORNEY'S REPORT

The Board recognized Mr. Willis, who presented the Attorney's report as follows:

A. Approval of Minutes

The proposed minutes of the meeting held on December 17, 2020 were presented for approval.

Upon a motion made by Supervisor Casher, seconded by Supervisor Medina, and after full discussion, the Board voted unanimously to approve the minutes of the December 17, 2020 meeting as presented.

B. Discuss Regional Facilities Contract

Mr. Willis presented the amendment to the contract with COA, as discussed at previous meetings, to the Board.

Upon a motion made by Supervisor Casher, seconded by Supervisor Carreon, and after full discussion, the Board voted unanimously to approve the 5th Amendment to the Regional Facilities Contract.

C. Discuss Amendment to Rate Order

Mr. Willis next presented to and reviewed with the Board a proposed amendment to the District's Rate Order requested by EDP. Mr. Willis noted that the sewer tap fees were originally set up to mirror water tap fees, but this made it difficult for EDP to calculate such fees when there were existing sewer leads and stacks. The amendment updates the Rate Order to revise the tap fee for residential sewer taps where there is an existing sewer lead and stack.

Upon motion by Supervisor Casher, seconded by Supervisor Medina, the Board voted to approve the Amended Rate Order, with Supervisors Casher, Medina, and Hamilton voting yes and Supervisor Carreon voting no.

7. REGIONAL PLANT COMMITTEE REPORT

Supervisor Hamilton then presented the Regional Plant Committee Report.

Upon a motion made by Supervisor Casher, seconded by Supervisor Medina, and after full discussion, the Board voted unanimously to approve the Regional Plant Committee Report.

8. HEAR FROM THE PUBLIC.

At this time, the Board recognized Supervisor Medina regarding RWA fees and the Board discussed the current fees.

There being no further business to come before the Board, upon a motion duly made and seconded, the Board voted unanimously to adjourn.

[THE REMAINDER OF THIS PAGE LEFT INTENTIONALLY BLANK.]

PASSED, ADOPTED, and APPROVED this _____.

Secretary

[SEAL]

CERTIFICATE OF RESOLUTION
CONCERNING TAX EXEMPTIONS FOR 2021

THE STATE OF TEXAS §

COUNTY OF FORT BEND §

FORT BEND COUNTY FRESH WATER SUPPLY DISTRICT NO. 1 §

We, the undersigned officers of the Board of Supervisors (the "Board") of Fort Bend County Fresh Water Supply District No. 1 (the "District"), hereby certify as follows:

1. The Board convened in special session, open to the public, on February 25, 2021, via video conference, as permitted by the March 16, 2020, Declaration by the Governor of the State of Texas which suspended certain provisions of Chapter 551, Texas Government Code, and the roll was called of the members of the Board, to-wit:

Paul Hamilton	President
Rosa Linda Medina	Vice President
Calvin Casher	Secretary
Rodrigo Carreon	Assistant Secretary
Erasto Vallejo	Assistant Secretary

All members of the Board were present except the following absentees: _____, thus constituting a quorum. Whereupon, among other business, the following was transacted at such meeting:

RESOLUTION CONCERNING TAX EXEMPTIONS FOR 2021

was duly introduced for the consideration of the Board. It was then duly moved and seconded that such Resolution be adopted; and, after due discussion, such motion, carrying with it the adoption of said Resolution, prevailed and carried by the following vote:

AYES: All Present

NOES: None

2. A true, full, and correct copy of the aforesaid Resolution adopted at the meeting described in the above and foregoing paragraph is attached to and follows this Certificate; such Resolution has been duly recorded in said Board's minutes of such meeting; the above and foregoing paragraph is a true, full, and correct excerpt from the Board's minutes of such meeting pertaining to the adoption of such Resolution; the persons named in the above and foregoing paragraph are the duly chosen, qualified, and acting officers and members of the Board as indicated therein; each of the officers and members of the Board was duly and sufficiently notified officially and personally, in advance of the time, place, and purpose of such meeting and that such Resolution would be introduced and considered for adoption at such meeting and each of such officers and members consented, in advance, to the holding of such meeting for such purpose; such meeting was open to the public, as required by law, and public notice of the time, place and purpose of such meeting was given as required by V.T.C.A. Government Code, Chapter 5519, as amended.

SIGNED AND SEALED this 25th day of February, 2021.

Secretary, Board of Supervisors

President, Board of Supervisors

RESOLUTION CONCERNING TAX EXEMPTIONS FOR 2021

THE STATE OF TEXAS §

COUNTY OF FORT BEND §

FORT BEND COUNTY FRESH WATER SUPPLY UTILITY DISTRICT NO. 1 §

WHEREAS, the laws of the State of Texas provide, under certain circumstances, for the exemption of a portion of the value of residence homesteads from ad valorem taxation; and

WHEREAS, the Board of Supervisors of Fort Bend County Fresh Water Supply District No. 1 of Fort Bend County, Texas (the "District"), desires to implement the following tax exemptions; Now, therefore;

BE IT RESOLVED BY THE BOARD OF SUPERVISORS OF FORT BEND COUNTY FRESH WATER SUPPLY DISTRICT NO. 1 THAT:

Section 1: The Board of Supervisors of the District hereby exempts from ad valorem taxation by the District \$-0- of the appraised value of residence homesteads of individuals who are disabled or are sixty-five years of age or older, as authorized by Section 11.13 of the Property Tax Code, as amended. No person may claim both exemptions, but a person qualifying for both may choose the exemption that he wishes to have applied to his property.

Section 2: The Board of Supervisors of the District hereby exempts from ad valorem taxation by the District \$-0- of the appraised value of residence homesteads of individuals, as authorized by Section 11.13 of the Property Tax Code, as amended.

Section 3: The Board of Supervisors has considered the matter and has determined not to adopt (i) a tax exemption for charitable organizations, or (ii) an exemption for travel trailers.

Section 4: This Resolution constitutes official action by the Board of Supervisors of the District concerning the foregoing tax exemptions.

PASSED AND APPROVED this February 25, 2021.

/s/Paul Hamilton
President, Board of Supervisors

ATTEST:

/s/ Calvin Casher
Secretary, Board of Supervisors

**RESOLUTION IMPLEMENTING
20% PENALTY ON DELINQUENT TAXES
AND CONTRACTING WITH ATTORNEYS TO COLLECT DELINQUENT TAXES**

THE STATE OF TEXAS
COUNTY OF FORT BEND
FORT BEND COUNTY FRESH WATER SUPPLY DISTRICT NO. 1

The Board of Supervisors (the "Board") of Fort Bend County Fresh Water Supply District No. 1 convened in special session, open to the public, on February 25, 2021, via video conference, as permitted by the March 16, 2020, Declaration by the Governor of the State of Texas which suspended certain provisions of Chapter 551, Texas Government Code, and the roll was called of the members of the Board, to-wit:

Paul Hamilton	President
Rosa Linda Medina	Vice President
Calvin Casher	Secretary
Rodrigo Carreon	Assistant Secretary
Erasto Vallejo	Assistant Secretary

All members of the Board were present, except _____ thus constituting a quorum.

WHEREUPON, among other business conducted by the Board, upon motion duly made and seconded, the following Resolution was carried by the following vote:

"Ayes" All Present;

"Noes" None;

The Resolution thus adopted is as follows:

BE IT RESOLVED that on July 1, 2021 and thereafter, all tax accounts which are delinquent for the tax year 2020 will incur additional penalties in the amount of twenty percent (20%) of the sum of the tax, penalty and interest then due, and to be due, in order to help defray the cost of collection of the same. The provisions of Section 33.11, Texas Property Tax Code, are hereby adopted and that the additional penalty provided therein is adopted as an alternative, with regard to personal property taxes, to the provisions of Section 33.07, Texas Property Tax Code.

IT IS FURTHER RESOLVED that the Tax Collector shall deliver a notice of delinquency and of this additional penalty to the property owner of each tax account, at least thirty (30) days and not more than sixty (60) days before July 1, 2021.

BE IT FURTHER RESOLVED that the Board of Fort Bend County Fresh Water Supply District No. 1 has retained and contracted with an Attorney to collect delinquent taxes pursuant to Sec. 6.30(c) of the Property Tax Code, and that it is the intention of this Board to comply in all respects with Section 33.07 of such Property Tax Code.

PASSED, ADOPTED AND ORDERED this February 25, 2021.

ATTEST:

President, Board of Supervisors

Secretary, Board of Supervisors

Fresno Freshwater 1 Wastewater Treatment Plant
December 21, 2020 Through January 20, 2021 Summary
February 18, 2021

The treatment plant operation information was received by Paul Hamilton from John Montgomery with Municipal Operations & Consultants.

WWTP Operations Report:

During the month of January 2021 per the attached MOC monthly report, the WWTP was operating at 61% of the 0.675 MGD permit capacity and was operating within permit parameters. Arcola had 43% inflow and Freshwater-1 had 18% inflow. The plant average daily flow was 409,229 gallons. During the month total plant inflow (11/31/2020-12/31/2020) was 12,686,100 gallons. The daily plant peak flow was 1.169,100 gallons. The total rainfall for the month of November was 5.25 inches.

WWTP Discharge Monitoring Report:

The December 2020 Discharge Monitoring Report (DMR) did not reflect any parameter exceedances. A copy of the DMR is attached.

Operations Expenses

The WWTP total expenses from November 30, 2020 to January 14, 2021 was \$ 4,462.97. \$1000.00 for MOC monthly services plus \$3,462.97 for ancillary supplies and activities. See attached expense sheets, back 4 pages of the report package.

Paul Hamilton

FBFW1 Supervisor & Treatment Plant Liaison



Municipal Operations & Consulting, Inc.

MONTHLY OPERATIONS REPORT FOR THE CITY OF ARCOLA

January, 2021

TOTAL CONNECTION COUNT: 738
SEWER ONLY BILLED: 253
WATER/SEWER BILLED: 349
VACANTS: 136

BILLING PERIOD: 12/21/20 - 01/20/21

FWSD 1 - Previous Read 150,377,000
Read Date: 01/20/21 153,227,000
Total Gallons Pumped: 2,850,000
Water received from FB 141 0
Water supplied to FB 141 0
Gallons Billed 2,070,000
Leaks and Flushing 700,000
Pumped vs Billed 97%

Notes:

	Penalty	Tap Fee	Sewer	Water	NFBWA	TCEQ	Misc.	Deposit	TOTAL
REVENUE:	\$781.42	\$0.00	\$26,776.35	\$20,438.20	\$9,332.17	\$0.00	\$2,736.12	\$104.06	\$60,168.32

WASTEWATER TREATMENT PLANT

T.C.E.Q. Permit Number: TX0102385
Permit expiration date: January, 2024

December, 2020

	December, 2020	Permitted	Measured by:
Average daily flow	409,229	Daily Flow	675,000 gal.per day
Average CBOD	3.83	CBOD	10 lbs/day
Average Total Suspended Solids	1.85	T.S.S.	15 mg/l
Average Ammonia Nitrogen	0.005	Ammonia Nitrogen	3 mg/l
Average PH	7.91	PH	6.00 - 9.00 STD UNIT
Average Dissolved Oxygen	7.59	Dissolved Oxygen	4.0 mg/l
E. coli	1.00	E. coli	126.0 mpn/100 ml
Total Rainfall	5.25"		
Average daily flow - FS #1	119,916		
FS #1 Flow	18%		
Arcola Flow	43%		

Sewer Treatment plant is currently operating at 61% of the permitted capacity

Sewer Treatment Plant/Lift Station - Notes

City of Arcola Sewage Treatment Plant

December-20

	Flow Reading	Total Gallons x100	2hr Peak	CL ₂ Res.	Mag. Res.	Final CL ₂	Sample Temp	%Solids SV - 30	Sludge Blanket	Waste Time	Bleach Total Used	Rainfall (Inches)
11/30/2020	7540663		60	3.4	0.1		3			40	20	0
12/1/2020	7545262	4599	50	3.1	0.05	3.05	3	30	5	0	20	0
12/2/2020	7549607	4345	69	3.2	0.11	3.09	3	28	5	40	20	0.25
12/3/2020	7555565	5958	45	3.1	0.12	2.98	3	25	5	0	20	0.25
12/4/2020	7559667	4102	50	3	0.14	2.86	3			40	20	0
12/5/2020	7563196	3529	41	2.9	0.11	2.79	3			0	20	0
12/6/2020	7566910	3714	35	3	0.12	2.88	3			40	20	0
12/7/2020	7570820	3910	30	3.1	0.15	2.95	3			0	20	0
12/8/2020	7572972	2152	19	3.2	0.1	3.1	3	24	5	40	20	0
12/9/2020	7575161	2189	30	3	0.11	2.89	3			0	20	0
12/10/2020	7577395	2234	28	3.4	0.12	3.28	3	21	5	40	20	0
12/11/2020	7579610	2215	24	3.1	0.1	3	3			0	20	0
12/12/2020	7583555	3945	45	3	0.13	2.87	3			40	20	0.5
12/13/2020	7586953	3398	20	3.2	0.11	3.09	3				20	0
12/14/2020	7598644	11691	60	3.9	0.18	3.72	3			40	20	3
12/15/2020	7604524	5880	54	3.4	0.12	3.28	3	20	5	0	20	0
12/16/2020	7610616	6092	45	3.6	0.1	3.5	3			40	20	0
12/17/2020	7615259	4643	44	3.4	0.12	3.28	3	22	5	40	20	0
12/18/2020	7619520	4261	42	3.6	0.11	3.49	3			40	20	0
12/19/2020	7621960	2440	35	3.2	0.1	3.1	3			0	20	0
12/20/2020	7628744	6784	42	3.1	0.12	2.98	3			40	20	0.75
12/21/2020	7634767	6023	67	3.2	0.18	3.02	3			0	20	0
12/22/2020	7639710	4943	41	3.3	0.15	3.15	3	20	5	40	20	0
12/23/2020	7643715	4005	42	3.4	0.1	3.3	3			0	20	0
12/24/2020	7646759	3044	25	3.2	0.11	3.09	3			40	20	0
12/25/2020	7650148	3389	40	3.4	0.18	3.22	3			0	20	0
12/26/2020	7652832	2684	33	3.2	0.12	3.08	3			40	20	0
12/27/2020	7655236	2404	21	3.1	0.11	2.99	3			0	20	0
12/28/2020	7657851	2615	36	3	0.08	2.92	3			40	20	0
12/29/2020	7659953	2102	28	3.2	0.1	3.1	3	21	5	0	20	0
12/30/2020	7662846	2893	19	3.2	0.12	3.08	3			40	20	0
12/31/2020	7667524	4678	70	3.3	0.11	3.19	3	20	5	0	20	0.5

Total Flow Gallons: 12,686,100 Min. CL₂ 2.79 Total CL₂: 640
 Daily Average (0.5 MGD): 409,229 Max. CL₂ 3.72 Total Daily Avg CL₂: 20
 Daily Peak Flow: 1,169,100 12/14/2020
 2 Hour Peak In GPM (1389): 729 Total Rainfall: 5.25

Supervising Operator: _____ James Durgens Supervisor Signature: _____
 Supervisor License #: _____ WW0061603 (B) Date: _____

Edit DMR

Collapse Header

Permit

Permit ID: TX0102385

Permittee: ARCOLA, CITY OF

Major:

Permittee Address: 13222 HWY 6
ARCOLA, TX 77583
5925 FM 521
ARCOLA, TX 77583

Facility Location: A - DOMESTIC FACILITY - 001

Discharge:

Facility: CITY OF ARCOLA WWTP

Permitted Feature: 001 - External Outfall

Report Dates & Status

Monitoring Period: From 12/01/20 to 12/31/20

Status: NetDMR Validated

DMR Due Date: 01/20/21

Principal Executive Officer

First Name:






























Last Name:

Title:

Telephone:

No Data Indicator (NODI)

Form NODI: 

Parameter	NODI	Quantity or Loading		Quality or Concentration		Units	# of Ex.	Freq. of Analysis	Smpl. Type
Code  Name		Value 1	Value 2	Value 1	Value 2				
00300 Oxygen, dissolved [DO]	Smpl.			=  7.59		mg/L 	0	01/07 	GR 
1 - Effluent Gross									
Season: 0	Req.			>=4.0 Monthly Minimum		Milligrams per Liter		Weekly	GRAB
NODI: 	NODI								
00400 pH	Smpl.			=  7.64		=  8.17	0	01/07 	GR 
1 - Effluent Gross									
Season: 0	Req.			>=6.0 Minimum		<=9.0 Maximum		Twice Per Month	GRAB
NODI: 	NODI								
00530 Solids, total suspended	Smpl.	<  8.6		lb/d 	<  1.85	=  5.25	0	01/07 	CS 
1 - Effluent Gross									
Season: 0	Req.	<=84.0 Daily Average		Pounds per Day	<=15.0 Daily Average	<=40.0 Daily Maximum		Weekly	COMPOS
NODI: 	NODI								
00610 Nitrogen, ammonia total [as N]	Smpl.	<  0.165		lb/d 	<  0.05	<  0.05	0	01/07 	CS 
1 - Effluent Gross									

Parameter Code	Parameter Name	NOD1	Value 1	Quantity or Loading Value 2	Units	Value 1	Quality or Concentration Value 2	Value 3	Units	# of Ex.	Freq. of Analysis	Smpl. Type
Season: 0		Req.	<= 17.0 Daily Average		Pounds per Day		<= 3.0 Daily Average	<= 10.0 Daily Maximum	Milligrams per Liter		Weekly	COMPOS
NOD1:		NOD1										
50050	Flow, in conduit or thru treatment plant	Smpl.	= 0.408229	= 1.1691	MGD					0	99/99	TM
1 - Effluent Gross												
Season: 0		Req.	<= 0.675 Daily Average	Req Mon Daily Maximum	Million Gallons per Day						Continuous	TOTALZ
NOD1:		NOD1										
50060	Chlorine, total residual	Smpl.	= 2.79					= 3.72	mg/L	0	01/01	GR
1 - Effluent Gross												
Season: 0		Req.					>= 1.0 Monthly Minimum	<= 4.0 Monthly Maximum	Milligrams per Liter		Daily	GRAB
NOD1:		NOD1										
51040	E. coli	Smpl.					<= 1.732	= 3.0	MPN/100mL	0	02/30	GR
1 - Effluent Gross												
Season: 0		Req.					<= 126.0 Daily Average	<= 399.0 Daily Maximum	Most Probable Number (MPN) per 100ml		Twice Per Month	GRAB
NOD1:		NOD1										
70295	Solids, total dissolved	Smpl.	= 2530.0		lb/d		= 846.0	= 1639.0	mg/L	0	01/07	CS
1 - Effluent Gross												
Season: 0		Req.	Req Mon Daily Average		Pounds per Day		Req Mon Daily Average	Req Mon Daily Maximum	Milligrams per Liter		Weekly	COMPOS
NOD1:		NOD1										
80082	BOD, carbonaceous [5 day, 20 C]	Smpl.	<= 10.212		lb/d		<= 3.63	= 9.02	mg/L	0	01/07	CS
1 - Effluent Gross												
Season: 0		Req.	<= 56.0 Daily Average		Pounds per Day		<= 10.0 Daily Average	<= 25.0 Daily Maximum	Milligrams per Liter		Weekly	COMPOS
NOD1:		NOD1										

Edit Check Errors

No results.

DMR Comments

INTERIM II PHASE EFFECTIVE NOVEMBER 11, 2019 AND LASTING THROUGH COMPLETION OF EXPANSION TO THE 0.95 MGD FACILITY.

Comments

Attachments

No results.



27316 Spectrum Way
Oak Ridge, TX 77385
Phone: (281) 367-5511
Fax: (281) 367-5517

1825 N Mason Rd
Katy, TX 77449
Phone: (281) 347-8686

City of Arcola
Bookkeeper Invoice Log (SP)

January 2021

Invoice Date	Invoice #	Vendor	Service/Mdse.	Used At	Invoice Total
29-Dec	212614	BMI	Sludge Haul	SP	\$ 2,145.00
5-Jan	2100170	NWDLS	Lab Fees	SP	\$ 1,055.00
12-Jan	239508	NAPCO Chemical Company	Chemicals	SP	\$ 2,879.50
1-Feb		Municipal Operations & Consulting, Inc.	Wastewater Operations	SP	\$ 3,462.97

BMI - Biosolids Management
a division of K-3 Resources, LP
P.O. Box 2236
Alvin, TX 77512

Invoice

(281) 585-2817

DATE	INVOICE NO.
12/29/2020	212614

BILL TO
Municipal Operations & Consulting City of Arcola P.O. Box 1689 Spring, TX 77383-1689

SEND PAYMENT TO
K-3 Resources, LP P.O. Box 2236 Alvin, Texas 77512

P.O. NO.	TERMS	PLANT
	Net 30	CITY OF ARCOLA

Date	Manifest	Description	QTY/HRS	Rate	Amount
12/17/2020	262072	Liquid Haul	6,500	0.055	357.50
	261425	Liquid Haul	6,500	0.055	357.50
	262073	Liquid Haul	6,500	0.055	357.50
	262074	Liquid Haul	6,500	0.055	357.50
	262075	Liquid Haul	6,500	0.055	357.50
	262301	Liquid Haul	6,500	0.055	357.50
		EMAILED 12/29 AW			
Total					\$2,145.00



North Water District Laboratory Services, Inc.
130 South Trade Center Parkway
Conroe, TX 77385

INVOICE

Date	Invoice No.
01/05/2021	2100170-Municipal Operations and Consulting

PO Number:

Terms: 30.00

Remit Due Date: 02/04/2021

Page: Page 1 of 1

Invoice To: Accounts Payable
Municipal Operations and Consulting
27316 Spectrum Way
Oak Ridge, TX 77385

Samples Received from: 12/01/2020 through 12/30/2020

Project: City of Arcola - Non Potable - Weekly Thurs, City of Arcola - Non Potable - Bi Monthly 1, City of Arcola - Non Potable - Weekly - Fri, City of Arcola - Non Potable - Bi Monthly 2, City of Arcola - Fees
Project Manager: Deena Higginbotham
Project Number: 387
Work Order(s): 20L0282, 20L0283, 20L0284, 20L0285, 20L0286, 20L1680, 20L2592, 20L3307, 20L3757, 20L4250, 21A1089

Analysis/Description	Matrix	Qty	Unit Cost	Extended Cost
CBOD-5210	Aqueous	5	\$22.50	\$112.50
DMR Flows	Aqueous	5	\$0.00	\$0.00
DO Field	Aqueous	5	\$10.00	\$50.00
MLSS-2540	Aqueous	2	\$20.00	\$40.00
NELAP Admin Fee	Aqueous	1	\$10.00	\$10.00
netDMR EDD Upload and Final Report	Aqueous	1	\$25.00	\$25.00
NH3-N SEAL-350.1	Aqueous	5	\$20.00	\$100.00
pH Field	Aqueous	5	\$10.00	\$50.00
RBOD-5210	Aqueous	5	\$22.50	\$112.50
RNH3-N SEAL-350.1	Aqueous	2	\$20.00	\$40.00
RTSS-2540	Aqueous	5	\$20.00	\$100.00
TC EC-9223	Aqueous	2	\$50.00	\$100.00
TDS-160.1	Aqueous	5	\$20.00	\$100.00
TSS-2540	Aqueous	5	\$20.00	\$100.00
VSS-160.4	Aqueous	2	\$20.00	\$40.00
Weekday Collection	Aqueous	5	\$15.00	\$75.00

Invoice Total: \$1,055.00

Thank you for being our customer! Don't forget, NWDLS is accredited to do bio-monitoring.

Remit To: Accounts Receivable
North Water District Laboratory Services, Inc.
130 South Trade Center Parkway
Conroe, TX 77385
Tel: 936 321 6060

Thank you for being our customer! Don't forget, NWDLS is accredited to do bio-monitoring.



NAPCO
CHEMICAL COMPANY
Customized Water Treatment Solutions

PO Box 1239
Spring, TX 77383
Phone: (281) 651-6800

Invoice

Invoice No.	239508
Customer No.	002788

Bill To

Municipal Operations & Consulting, Inc
P.O. Box 1689
Spring, TX 77383-1689

Ship To

City of Arcola STP
5921 FM 521
MOC
Arcola, TX 77583

Invoice Date	Order Date	SO Number	Order By	Customer PO Number	Payment Method	
1/12/2021	1/6/2021		Jud	48562	Net 30	
Ship Via		F.O.B.		Salesperson		
				JPR		
Ship Qty	Item Number - Description				Unit Price	Extend Price
2,215.00	NAP-BLEACH-BULK Hypochlorite solutions (Sodium Hypochlorite) - bulk Remarks: Napco Bleach 12.5% Class 8 UN1791 PKG III, RQ, Corrosive DOT-E 12412 (NAPCO 12.5% Bleach) Certified to NSF ANSI Std. 60 MUL 70 mg/L Lot #- 2021-0046 - del: 01/07/21				1.3000	2,879.50



Print Date 01/12/21
Print Time 08:53 AM
Page No. 1
Printed by: Dclem

Total Paid	0.00
Previous Balance	3094.00
Due Date	02/11/21

Subtotal	2879.50
Invoice Total	2879.50

01/04	5925 FM 521	<u>Wastewater Plant</u> Monthly auto dialer service.	Rate	1.0	\$ 28.00	\$ 28.00	\$ 28.00
-------	-------------	---------------------------------------------------------	------	-----	----------	----------	----------

Date	Service Location	Work Description	Material/Labor Cost				Job Total
			Labor/Equip	Qty	Rate	Amount	
01/14	5925 FM 521	Purchased materials for facility use; grease, batteries, flow chart, filters, DPD packs.	Foreman	0.5	\$ 35.00	\$ 17.50	\$ 1,031.47
			Utility Truck	0.5	\$ 18.00	\$ 9.00	
			Materials			\$ 1,004.97	
11/30	5925 FM 521	Cleaned and pulled rags from aeration basin.	Foreman	1.0	\$ 35.00	\$ 35.00	\$ 53.00
			Utility Truck	1.0	\$ 18.00	\$ 18.00	
12/01	5925 FM 521	Purchased materials for facility use; trash bags.	Foreman	0.5	\$ 35.00	\$ 17.50	\$ 41.32
			Utility Truck	0.5	\$ 18.00	\$ 9.00	
			Materials			\$ 14.82	
12/01	5925 FM 521	Exercised generator.	Foreman	0.5	\$ 35.00	\$ 17.50	\$ 26.50
			Utility Truck	0.5	\$ 18.00	\$ 9.00	
12/02	5925 FM 521	Cleaned stilling wells.	Foreman	1.5	\$ 35.00	\$ 52.50	\$ 79.50
			Utility Truck	1.5	\$ 18.00	\$ 27.00	
12/03	5925 FM 521	Pulled sample from facility headworks.	Foreman	1.5	\$ 35.00	\$ 52.50	\$ 166.50
			Supervisor	1.5	\$ 40.00	\$ 60.00	
			Utility Truck	3.0	\$ 18.00	\$ 54.00	
12/04	5925 FM 521	Swept facility buildings.	Foreman	0.5	\$ 35.00	\$ 17.50	\$ 26.50
			Utility Truck	0.5	\$ 18.00	\$ 9.00	
12/04	5925 FM 521	Performed scheduled maintenance on blowers.	Foreman	1.5	\$ 35.00	\$ 52.50	\$ 79.50
			Utility Truck	1.5	\$ 18.00	\$ 27.00	
12/08	5925 FM 521	Exercised generator.	Foreman	0.5	\$ 35.00	\$ 17.50	\$ 26.50
			Utility Truck	0.5	\$ 18.00	\$ 9.00	
12/08	5925 FM 521	Purchased materials for facility use; chlorine.	Foreman	0.5	\$ 35.00	\$ 17.50	\$ 26.50
			Utility Truck	0.5	\$ 18.00	\$ 9.00	
12/08	5925 FM 521	Cleaned and pulled rags from aeration basin.	Foreman	1.5	\$ 35.00	\$ 52.50	\$ 79.50
			Utility Truck	1.5	\$ 18.00	\$ 27.00	

Date	Service Location	Work Description	Material/Labor Cost				Job Total
			Labor/Equip	Qty	Rate	Amount	
12/09	5925 FM 521	Cleaned stilling wells.	Foreman	1.5	\$ 35.00	\$ 52.50	\$ 79.50
			Utility Truck	1.5	\$ 18.00	\$ 27.00	
12/10	5925 FM 521	Pulled sample from facility headworks.	Foreman	1.0	\$ 35.00	\$ 35.00	\$ 111.00
			Supervisor	1.0	\$ 40.00	\$ 40.00	
			Utility Truck	2.0	\$ 18.00	\$ 36.00	
12/13	5925 FM 521	Responded to auto dialer call out regarding blower failure; reset blower and auto dialer.	Foreman-OT	1.5	\$ 52.50	\$ 78.75	\$ 105.75
			Utility Truck	1.5	\$ 18.00	\$ 27.00	
12/14	5925 FM 521	Contacted contractor to schedule repairs to bar screen.	Foreman	0.5	\$ 35.00	\$ 17.50	\$ 26.50
			Utility Truck	0.5	\$ 18.00	\$ 9.00	
12/14	5925 FM 521	Cleaned and pulled rags from aeration basin.	Foreman	1.5	\$ 35.00	\$ 52.50	\$ 195.50
			Supervisor	2.0	\$ 40.00	\$ 80.00	
			Utility Truck	3.5	\$ 18.00	\$ 63.00	
12/15	5925 FM 521	Exercised generator.	Foreman	1.0	\$ 35.00	\$ 35.00	\$ 53.00
			Utility Truck	1.0	\$ 18.00	\$ 18.00	
12/15	5925 FM 521	Cleaned stilling wells.	Foreman	1.5	\$ 35.00	\$ 52.50	\$ 79.50
			Utility Truck	1.5	\$ 18.00	\$ 27.00	
12/16	5925 FM 521	Performed maintenance on blowers.	Foreman	1.5	\$ 35.00	\$ 52.50	\$ 79.50
			Utility Truck	1.5	\$ 18.00	\$ 27.00	
12/16	5925 FM 521	Swept control building.	Foreman	0.5	\$ 35.00	\$ 17.50	\$ 26.50
			Utility Truck	0.5	\$ 18.00	\$ 9.00	
12/17	5925 FM 521	Pulled sample from facility headworks.	Foreman	1.5	\$ 35.00	\$ 52.50	\$ 282.50
			Supervisor	3.5	\$ 40.00	\$ 140.00	
			Utility Truck	5.0	\$ 18.00	\$ 90.00	
12/18	5925 FM 521	Cleaned clarifier.	Foreman	1.0	\$ 35.00	\$ 35.00	\$ 96.00
			Laborer	1.0	\$ 25.00	\$ 25.00	
			Utility Truck	2.0	\$ 18.00	\$ 36.00	

Date	Service Location	Work Description	Material/Labor Cost				Job Total
			Labor/Equip	Qty	Rate	Amount	
12/22	5925 FM 521	Exercised generator.	Foreman	1.0	\$ 35.00	\$ 35.00	
			Utility Truck	1.0	\$ 18.00	\$ 18.00	\$ 53.00
12/22	5925 FM 521	Cleaned and pulled rags from aeration basin.	Foreman	1.5	\$ 35.00	\$ 52.50	
			Supervisor	2.5	\$ 40.00	\$ 100.00	
			Utility Truck	4.0	\$ 18.00	\$ 72.00	\$ 224.50
12/22	5925 FM 521	Pulled sample from facility headworks.	Foreman	1.5	\$ 35.00	\$ 52.50	
			Supervisor	1.0	\$ 40.00	\$ 40.00	
			Utility Truck	2.5	\$ 18.00	\$ 45.00	\$ 137.50
12/23	5925 FM 521	Cleaned stilling wells.	Foreman	1.0	\$ 35.00	\$ 35.00	
			Utility Truck	1.0	\$ 18.00	\$ 18.00	\$ 53.00
12/31	5925 FM 521	Replaced 8 in gasket on-air header from blowers to aeration.	Supervisor	3.0	\$ 40.00	\$ 120.00	
			Utility Truck	3.0	\$ 18.00	\$ 54.00	
			Materials			\$ 20.93	\$ 194.93
		Total Wastewater Plant				\$3,462.97	