

**NOTICE OF MEETING
FORT BEND COUNTY FRESH WATER SUPPLY DISTRICT NO. 1
OF
FORT BEND COUNTY, TEXAS**

Notice is hereby given that the Board of Supervisors of **Fort Bend County Fresh Water Supply District No. 1** will meet in **regular** session, open to the public, at **6:00 p.m. on Thursday, July 15, 2021**. Due to concerns regarding the Coronavirus (COVID-19), the Board will conduct the meeting via video conference. The video conference meeting is authorized by the suspension of certain provisions of Chapter 551, Texas Government Code, as described below. Electronic copies of the meeting materials are available at **www.fortbendwater1.com** at such time as the meeting occurs or by contacting dlopez@sklaw.us.

To participate in the meeting using ZOOM, please use the following link:
<https://us02web.zoom.us/j/83593548187?pwd=SzJTMGVYcW0rckZ5TVlIKzRsMDBuZz09>

Meeting ID: 835 9354 8187
Passcode: 625428

To participate by audio only:
Phone Number: 346 248 7799
Meeting ID: 835 9354 8187
Passcode: 625428

At the meeting the following items will be considered:

1. Hear from public solely regarding matters on the agenda (limited to 3 minutes per person).

2. Discuss provision of additional water capacity to the City of Arcola and consider taking action therein, including:

- A. Approve Temporary Water Service Agreement; and
- B. Consider authorizing any and all necessary additional actions related to providing additional capacity to the City of Arcola.

3. Review Bookkeeper's Report and consider taking action thereon, including:

- A. Approval of bills submitted to the District for payment.
- B. Review Investment Report and authorize necessary action in connection therewith.
- C. Review Collateral Pledge Report and Investment Policy and authorize necessary action in connection therewith including any amendments or changes thereto.
- D. Discuss depository institutions and take any necessary related actions, including:
 - i. authorize moving depository account to Central Bank;
 - ii. approve Order Adopting List of Qualified Brokers;
 - iii. approve depository pledge agreement; and
 - iv. authorize other appropriate action.

4. Review Tax Assessor/Collector's Report and consider taking action thereon, including:

- A. Approve write-offs as recommended by the Fort Bend County Tax Assessor/Collector.

5. Review Engineer's Report and consider taking action thereon, including:

- A. Report on status of projects including: (i) Fresno Gardens North wastewater plumbing contract, (ii) Teleview Terrace lift station upgrades, (iii) Water Plant No. 1 recoat work, (iv) Water Plant No. 2, (v) Gateway Acres Subdivision wastewater collection system, (vi) Fresno Ranchos Subdivision lift station and force main, and (vii) Gateway Acres Subdivision wastewater plumbing contract, and take action related thereto, including authorize advertisement of bids, award of contracts, approval of pay estimates and change orders.
- B. Authorize Engineer to prepare plans and specifications for water and wastewater systems projects, and authorize solicitation/advertisement of bids for construction of water system and wastewater system projects as necessary.
- C. Report on status of project funding, and take necessary action related thereto, including update on TCEQ Bond Application.
- D. Report on projections for District Water and Wastewater Projects.
- E. Discuss Emergency Preparedness Plan and take any necessary action related thereto.
- F. Update concerning status of non-residential connections.
- G. Update concerning emergency water interconnect with BC MUD 21.
- H. Update of status of City of Arcola water plant.
- I. Update on status of WWTP expansion.
- J. Update concerning FM 521 road widening project.

6. Review Operator's Report and consider taking action thereon, including:

- A. Approval of repairs to water and wastewater systems.
- B. Approval of requests for water taps.
- C. Approval of water termination list.

7. Attorney's Report and consider taking action thereon, including:

- A. Approval of minutes of meeting held on June 17, 2021.
- B. Discuss and take action on Regional Facilities Contract.
- C. Approve Annual Arbitrage Report.


8. Regional Plant Committee Report and consider taking action thereon.

9. Hear from public.

Pursuant to the March 16, 2020, Declaration by the Governor of the State of Texas, certain requirements of Chapter 551, Texas Government Code, have been suspended in response to the Coronavirus (COVID-19) disaster. This action allows governmental bodies to conduct meetings by telephone or video conference to advance the public health goal of limiting face-to face meetings (also called “social distancing”) to slow the spread of the Coronavirus (COVID-19).

Pursuant to V.T.C.A. Government Code §551, the Board of Supervisors may convene in closed session in relation to any agenda item included in this Notice with such closed session to be held at the date, hour, and place given in this Notice any and all subjects for any and all purposes permitted by V.T.C.A Government Code Chapter 551, including but not limited to, private consultation with the District’s Attorney’s on any or all matters or subjects authorized by law, pending or contemplated litigation, personnel matters, real estate transactions, security devices, economic development negotiations and/or gifts and donations.

**FORT BEND COUNTY FRESH WATER
SUPPLY DISTRICT NO. 1**

By: 
Maria Salinas Parker
Sanford Kuhl Hagan Kugler Parker Kahn LLP
Attorneys for the District



MUNICIPAL ACCOUNTS
& CONSULTING, L.P.

Fort Bend County Fresh Water Supply District No. 1

Bookkeeper's Report

July 15, 2021

Cash Flow Report - Checking Account

As of July 15, 2021

Num	Name	Memo	Amount	Balance
BALANCE AS OF 06/18/2021				\$17,841.52
Receipts				
	Wire Transfer from Lockbox		159,355.15	
	Interest Earned on Checking		0.12	
Total Receipts				159,355.27
Disbursements				
5851	AT&T Mobility - #0808	Ipad Expense	(183.43)	
5852	Hudson Energy Services, LLC	Utility Expense	(3,351.12)	
5853	North Fort Bend Water Authority	Pumpage Fees	(51,480.25)	
5854	Calvin Casher	Fees of Office - 7/15/2021	(138.53)	
5855	Erasto Vallejo	Fees of Office - 7/15/2021	(138.52)	
5856	Paul Hamilton	Fees of Office - 7/15/2021	(138.53)	
5857	Rosa Linda Medina	Fees of Office - 7/15/2021	(113.53)	
5858	Paul Hamilton	Fees of Office - WWTP Report	(138.52)	
5859	Calvin Casher	Fees of Office - AWBD Conference & Expenses	(859.65)	
5860	United States Treasury	Payroll Taxes	(907.36)	
5861	AOS Treatment Solutions, LLC	Maintenance	(230.00)	
5862	CDC Unlimited, LLC	Mowing Expense	(150.00)	
5863	City of Arcola	Sewer Collections	(5,278.49)	
5864	DXI Industries, Inc.	Chemical Expense	(146.45)	
5865	Envirodyne Laboratories, Inc	Laboratory Fees	(80.00)	
5866	Environmental Development Partners	Maintenance & Operations	(45,297.16)	
5867	Jacobs Engineering Group, Inc.	Engineering Fees	(42,251.48)	
5868	Municipal Accounts & Consulting, LP	Bookkeeping Fees	(3,183.31)	
5869	Preventive Services, LP	WP #1 Recoating	(2,500.00)	
5870	Sanford Kuhl Hagan Kugle Parker Kahn LLP	Legal Fees	(16,115.03)	
5871	AT&T Mobility - #0808	IPad Expense	0.00	
5872	Hudson Energy Services, LLC	Utility Expense	0.00	
5873	City of Arcola	WWTP Expense	0.00	
ACH	Frontier Communications	Telephone Expense	(133.79)	
Svc Chg	BBVA USA	Bank Service Charge	(0.12)	
Total Disbursements				(172,815.27)
BALANCE AS OF 07/15/2021				\$4,381.52

Fort Bend County FWSD No. 1 - GOF
Cash Flow Report - Lockbox Account
 As of July 15, 2021

Num	Name	Memo	Amount	Balance
BALANCE AS OF 06/18/2021				\$1,283.65
Receipts				
	Accounts Receivable		136,902.57	
	Accounts Receivable		38,821.34	
Total Receipts				175,723.91
Disbursements				
Wire	Fort Bend County FWSD No 1	Wire Transfer to Checking	(159,355.15)	
Total Disbursements				(159,355.15)
BALANCE AS OF 07/15/2021				\$17,652.41

Cash Flow Report - Checking Account

As of July 15, 2021

Num	Name	Memo	Amount	Balance
BALANCE AS OF 06/18/2021				\$4,665.34
Receipts				
	Interest Earned on Checking		1.95	
	Wire Transfer from 2015 DFund Money Market		161,683.23	
Total Receipts				161,685.18
Disbursements				
5037	Jacobs Engineering Group, Inc.	VOID: TWDB WP No. 2 Engineering Fees (\$4,565	0.00	
5042	B-5 Construction Company, Inc.	Water Plant #2 - PE #2 & PE #3	(158,012.73)	
5043	Jacobs Engineering Group, Inc.	TWDB WP No.2 Engineering Fees	(7,401.34)	
5044	Terracon Consultants, Inc.	Engineering Fees	(834.50)	
Svc Chg	BBVA USA	Bank Service Charge	(1.95)	
Total Disbursements				(166,250.52)
BALANCE AS OF 07/15/2021				\$100.00

Account Balances

As of July 15, 2021

Financial Institution (Acct Number)	Issue Date	Maturity Date	Interest Rate	Account Balance	Notes
Fund: Operating					
Certificates of Deposit					
TEXAS REGIONAL BANK (XXXX0879)	07/31/2020	07/31/2021	0.55 %	240,000.00	
SPIRIT OF TEXAS BANK (XXXX6670)	09/29/2020	09/29/2021	0.55 %	240,000.00	
BANCORPSOUTH (XXXX5280)	10/30/2020	10/30/2021	0.70 %	240,000.00	
PLAINS STATE BANK (XXXX1329)	11/24/2020	11/24/2021	0.35 %	240,000.00	
WALLIS BANK (XXXX0319)	11/24/2020	11/24/2021	0.40 %	240,000.00	
VERITEX COMMUNITY BANK (XXXX0266)	11/25/2020	11/25/2021	0.40 %	240,000.00	
TEXAS FIRST BANK (XXXX7767)	12/22/2020	12/22/2021	0.35 %	240,000.00	
INDEPENDENT BANK (XXXX1575)	12/29/2020	12/30/2021	0.35 %	240,000.00	
FRONTIER BANK (XXXX2246)	01/23/2021	01/23/2022	0.50 %	240,000.00	
LONE STAR BANK (XXXX2413)	02/24/2021	02/24/2022	0.45 %	240,000.00	
TEXAS CAPITAL BANK (XXXX0586)	04/27/2021	04/27/2022	0.25 %	245,000.00	
ALLEGIANCE BANK (XXXX0783)	04/29/2021	04/29/2022	0.20 %	240,000.00	
PIONEER BANK (XXXX2548)	05/28/2021	05/28/2022	0.29 %	240,000.00	
THIRD COAST BANK, SSB (XXXX6605)	05/30/2021	05/30/2022	0.50 %	240,000.00	
SOUTH STAR BANK (XXXX0172)	06/30/2021	06/30/2022	0.15 %	240,000.00	
Money Market Funds					
TEXAS CLASS (XXXX0002)	03/17/2020		0.06 %	3,425,085.59	
Checking Account(s)					
BBVA USA-CHECKING (XXXX3071)			0.00 %	17,652.41	Lockbox
BBVA USA-CHECKING (XXXX0647)			0.00 %	4,381.52	Checking Account
Totals for Operating Fund:				\$7,052,119.52	
Fund: Capital Projects					
Money Market Funds					
TEXAS CLASS (XXXX0001)	03/17/2020		0.06 %	1,719,866.28	Series 2015 DFund
UMB (XXXX1340)	04/01/2021		0.00 %	202,177.10	Series 2019 Dfund
TEXAS CLASS (XXXX0005)	05/14/2021		0.06 %	1,468,717.89	Series 2019 DFund
Checking Account(s)					
BBVA USA-CHECKING (XXXX4829)			0.00 %	100.00	Checking Account
Totals for Capital Projects Fund:				\$3,390,861.27	
Fund: Debt Service					
Certificates of Deposit					
FRONTIER BANK - DEBT (XXXX2126)	08/04/2020	08/04/2021	0.75 %	240,000.00	
BANCORPSOUTH - DEBT (XXXX9227)	08/05/2020	08/05/2021	0.70 %	240,000.00	
INDEPENDENT BANK-DEBT (XXXX0365)	02/26/2021	02/26/2022	0.30 %	240,000.00	
SOUTH STAR BANK-DEBT (XXXX0134)	02/27/2021	02/27/2022	0.25 %	240,000.00	
Money Market Funds					
BBVA USA-DEBT (XXXX5145)	12/31/2017		0.00 %	192,799.47	Tax
TEXAS CLASS (XXXX0004)	04/09/2020		0.06 %	2,813,163.23	
Totals for Debt Service Fund:				\$3,965,962.70	
Grand total for Fort Bend County Fresh Water Supply District No. 1:				\$14,408,943.49	

Fort Bend Fresh Water Supply District No. 1

Capital Projects Fund Breakdown

7/15/2021

Net Proceeds for All Bond Issues

Receipts

Series 2015 - Dfund Bond Proceeds	\$2,495,655.26
Series 2015 - Interest Earnings	51,288.33
Series 2019 - Dfund Bond Proceeds	1,745,000.00
Series 2019 - Interest Earnings	116.38

Disbursements

Series 2015 Dfund - Disbursements (Attached)	(827,077.31)
Series 2019 Dfund - Disbursements (Attached)	(74,121.39)

Total Cash Balance	\$3,390,861.27
---------------------------	-----------------------

Balances by Account

Checking - Compass (Series 2019)	\$100.00
Series 2015 - Dfund - Texas Class	1,719,866.28
Series 2019 - Dfund - Texas Class	1,468,717.89
Series 2019 - Dfund (Held by Escrow Agent - UMB)	202,177.10

Total Cash Balance	\$3,390,861.27
---------------------------	-----------------------

Balances by Bond Series

Series 2015 - Dfund	\$1,719,866.28
Series 2019 - Dfund	1,670,994.99

Total Cash Balance	\$3,390,861.27
---------------------------	-----------------------

Remaining Costs & Surplus

Series 2015 Dfund - Remaining Costs	\$1,667,935.18
Series 2019 Dfund - Remaining Costs	1,670,878.61

Total Amount in Remaining Costs	\$3,338,813.79
--	-----------------------

Series 2015 Dfund - Surplus & Interest	\$51,931.10
Series 2019 Dfund- Surplus & Interest	116.38

Total Surplus & Interest Balance	\$52,047.48
---	--------------------

Total Remaining Costs/Surplus	\$3,390,861.27
--------------------------------------	-----------------------

**Fort Bend Fresh Water Supply No. 1
SERIES 2015 Dfund
COST COMPARISON**

<u>CONSTRUCTION COSTS</u>	<u>USE OF PROCEEDS</u>	<u>ACTUAL COSTS</u>	<u>REMAINING COSTS</u>	<u>VARIANCE (OVER)/UNDER</u>
A. Construction Items				
1 Total Balance as of 09/30/2018		-	-	-
2 Water Plant No 2	\$1,979,022.01	404,789.13	\$1,574,232.88	-
3 Design Phase Engineering	271,500.00	271,500.00	-	-
4 Const Phase Engineering	48,000.00	37,817.20	10,182.80	-
5 Environmental Assessment	36,000.00	35,357.23	-	642.77
6 Construction Observation	81,500.00	-	81,500.00	-
7 Subsurface Utility Investigation	5,573.50	5,573.50	-	-
8 Surveying	32,060.00	32,060.00	-	-
9 Material Testing	15,000.00	10,144.50	4,855.50	-
10 Geotechnical Investigation	10,500.00	10,500.00	-	-
11 Well Sitting Study	8,999.75	8,999.75	-	-
12 Potential Pollution Hazard Study	7,500.00	7,500.00	-	-
TOTAL CONSTRUCTION COSTS	<u>\$2,495,655.26</u>	<u>\$824,241.31</u>	<u>\$1,670,771.18</u>	<u>\$642.77</u>
TOTAL	<u>\$2,495,655.26</u>	<u>\$824,241.31</u>	<u>\$1,670,771.18</u>	<u>\$642.77</u>
Interest Earned				\$51,288.33
Total Surplus & Interest				\$51,931.10
Total Remaining Costs, Surplus, & Interest				\$1,722,702.28

**Fort Bend Fresh Water Supply No. 1
SERIES 2019 Dfund
COST COMPARISON**

<u>CONSTRUCTION COSTS</u>	<u>USE OF PROCEEDS</u>	<u>ACTUAL COSTS</u>	<u>REMAINING COSTS</u>	<u>VARIANCE (OVER)/UNDER</u>
B. District Items				
1 TWDB Issue - WP #2	\$1,200,000.00	-	\$1,200,000.00	-
2 Contingency	475,000.00	4,121.39	470,878.61	-
Subtotal District Items	<u>\$1,675,000.00</u>	<u>4,121.39</u>	<u>\$1,670,878.61</u>	<u>-</u>
 TOTAL CONSTRUCTION COSTS	 <u>\$1,675,000.00</u>	 <u>4,121.39</u>	 <u>\$1,670,878.61</u>	 <u>-</u>
 <u>NON-CONSTRUCTION COSTS</u>				
A Legal Fees	\$35,000.00	\$35,000.00	-	-
B Fiscal Agent Fees	35,000.00	35,000.00	-	-
TOTAL NON-CONSTRUCTION COSTS	<u>\$70,000.00</u>	<u>\$70,000.00</u>	<u>-</u>	<u>-</u>
 TOTAL BOND Remaining Costs & Surplus	 <u>\$1,745,000.00</u>	 <u>\$74,121.39</u>	 <u>\$1,670,878.61</u>	 <u>-</u>
			Interest Earned	\$116.38
Series 2015 Dfund - Remaining Costs			Total Remaining Costs & Interest	\$1,670,994.99
			Total Surplus & Interest	\$116.38

Fort Bend County FWSD No. 1 - GOF
Actual vs. Budget Comparison

May 2021

		May 2021			January 2021 - May 2021			Annual
		Actual	Budget	Over/(Under)	Actual	Budget	Over/(Under)	Budget
Revenues								
14110	Water - Customer Service Revenu	46,073	51,119	(5,046)	209,619	210,155	(536)	567,984
14112	Regional Water Authority Fees	39,270	38,352	918	192,378	157,669	34,709	426,135
14140	Connection Fees	1,590	820	770	3,719	4,100	(380)	9,839
14150	Tap Connections	85,300	11,083	74,217	139,375	55,417	83,958	133,000
14160	Service Application Fees	500	84	416	5,500	421	5,079	1,010
14210	Sewer - Customer Service Fee	18,570	14,696	3,874	90,120	73,479	16,641	176,349
14220	Inspection Fees	3,750	912	2,838	8,745	4,560	4,185	10,944
14310	Penalties & Interest	3,470	2,167	1,304	9,727	10,833	(1,106)	26,000
14330	Miscellaneous Income	19,295	2,673	16,622	29,607	13,365	16,242	32,076
14350	Maintenance Tax Collections	16,897	16,900	(3)	1,624,544	1,624,900	(356)	1,659,159
14351	Penalty & Interest on Tax	5,329	4,308	1,022	33,587	21,538	12,049	51,691
14365	Interest Earned on Checking	3	43	(40)	96	215	(119)	517
14370	Interest Earned on Temp. Invest	4,670	1,993	2,677	15,060	9,967	5,094	23,920
14410	Water Plant Operations COA	21,016	16,621	4,395	85,377	83,105	2,272	199,452
14420	Arcola Capital Recovery	5,000	5,000	0	25,000	25,000	0	60,000
Total Revenues		270,733	166,771	103,962	2,472,455	2,294,723	177,732	3,378,076
Expenditures								
16105	Operator Expense	7,410	8,333	(924)	35,684	41,667	(5,982)	100,000
16110	Tap Connection Expense	14,413	14,400	13	35,105	35,100	5	83,000
16130	Maintenance & Repairs	12,489	16,645	(4,156)	74,490	83,223	(8,733)	199,735
16140	Chemicals	146	162	(15)	1,038	810	229	1,943
16150	Laboratory Expense	580	436	144	3,438	2,180	1,258	5,232
16160	Utilities	3,142	2,955	187	15,769	14,777	992	35,464
16210	Inspection Expense	950	576	374	5,553	2,880	2,673	6,911
16234	Water Authority Pumpage-COA	0	9,483	(9,483)	55,759	38,985	16,774	105,369
16235	Water Authority Pumpage Fees	51,480	31,456	20,024	170,722	129,320	41,402	349,516
16236	Arcola WWTP Expenses	0	9,426	(9,426)	49,706	47,132	2,574	113,116
16237	Interconnect Expense	0	0	0	39,350	0	39,350	0
16320	Tax Assessor/Collector Fees	7,284	2,077	5,206	15,712	10,387	5,325	24,929
16330	Legal Fees	9,381	16,667	(7,285)	44,540	83,333	(38,793)	200,000
16340	Auditing Fees	5,000	5,000	0	20,000	20,000	0	21,840
16350	Engineering Fees	33,713	29,167	4,546	165,665	145,833	19,832	350,000
16370	Election Expense	0	0	0	2,460	0	2,460	0
16380	Permit Expense	0	0	0	0	0	0	6,060
16390	Telephone Expense	317	205	112	1,732	1,026	706	2,462
16410	Sales Tax Tracking	0	0	0	0	0	0	1,500
16430	Bookkeeping Fees	3,623	3,333	290	16,600	16,667	(67)	40,000
16440	Mowing Expense	0	183	(183)	0	917	(917)	2,200
16455	SB 622 Publications	0	0	0	0	0	0	2,000
16460	Printing & Office Supplies	416	1,021	(605)	2,298	5,107	(2,809)	12,257
16480	Delivery Expense	71	59	12	398	295	103	708
16490	Website Services	0	0	0	351	350	1	2,000
16520	Postage	664	709	(45)	3,619	3,545	74	8,507
16530	Insurance & Surety Bond	0	0	0	0	0	0	12,000
16540	Travel Expense	0	0	0	0	0	0	1,000
16560	Miscellaneous Expense	969	612	357	21,854	3,058	18,796	7,339
16580	Bank Service Charge	48	60	(12)	296	301	(5)	722
16590	Seminar Expense	0	0	0	375	0	375	0
16600	Payroll Expenses	1,200	985	215	4,350	4,924	(574)	11,817
16620	Payroll Tax Expense	115	75	39	425	377	48	904

Fort Bend County FWSD No. 1 - GOF
Actual vs. Budget Comparison

May 2021

	May 2021			January 2021 - May 2021			Annual Budget
	Actual	Budget	Over/(Under)	Actual	Budget	Over/(Under)	
Expenditures							
16650 Arbitrage Expense	0	0	0	0	0	0	9,750
Total Expenditures	153,410	154,026	(616)	787,289	692,191	95,098	1,718,281
Other Revenues							
15100 Insurance Reimbursement	0	0	0	34,629	0	34,629	0
Total Other Revenues	0	0	0	34,629	0	34,629	0
Other Expenditures							
16750 Capital Outlay	0	0	0	0	0	0	50,000
16752 Cap Out - Fresno Ranchos Proj	9,235	9,200	35	17,571	17,500	71	85,000
16753 Cap Out - Fresno Grdn WW Plumb	149,688	149,688	0	149,999	149,988	11	220,000
16754 Cap Out - Gateway Acres WWCS	3,745	3,745	0	30,333	30,345	(12)	80,000
16755 Capital Outlay - WP #1 Rehab	0	0	0	42,925	43,000	(75)	49,250
16756 Cap Out - LP #3 Addtn @ TT LS	0	0	0	28,891	20,000	8,891	20,000
Total Other Expenditures	162,668	162,633	35	269,719	260,833	8,886	504,250
Excess Revenues (Expenditures)	(\$45,345)	(\$149,888)	\$104,544	\$1,450,076	\$1,341,699	\$108,377	\$1,155,545

Balance Sheet

As of May 31, 2021

	May 31, 21
ASSETS	
Current Assets	
Checking/Savings	
%\$\$ '7Uj'Jb'6Ub_	139,567
%\$\$ 'cWVcl	1,284
Total Checking/Savings	140,850
Other Current Assets	
%\$\$ 'HJa Y8 YdcgJhg	6,987,752
%\$ '5Wti bHgFWj UY	331,892
%\$ '5#F '5fWt UK UYf	59,699
%\$ '5#F '5fWt U! '7UjHU 'F YWj Yfm	5,000
%\$ 'A UjbHbWbW HU 'F YWj UY	366,360
%\$, \$ '5Wti YX' bHfYgh	14,235
%\$ '8 i Y: fca '8 G	39,160
Total Other Current Assets	7,804,099
Total Current Assets	7,944,949
TOTAL ASSETS	7,944,949
LIABILITIES & EQUITY	
Liabilities	
Current Liabilities	
Accounts Payable	
%\$\$\$ '5Wti bHgDUhUY	176,358
Total Accounts Payable	176,358
Other Current Liabilities	
%\$\$\$ 'DUhfc''@Uj'JHYg	465
%*%\$ '7i gHca Yf'A YHf'8 YdcgJhg	119,499
%* \$ 'F YHjUjY'DUhUY	4,293
%\$ '8 i YHc'7C 5!Gyk Yf'7c''Wjcbg	6,860
%+, \$ '8 YZffYX' bZck gDfcdYfmHU Yg	366,360
Total Other Current Liabilities	497,477
Total Current Liabilities	673,835
Total Liabilities	673,835
Equity	
%\$\$ '1 bUgJ[bYX: i bX'6UUbW	5,821,038
Net Income	1,450,076
Total Equity	7,271,114
TOTAL LIABILITIES & EQUITY	7,944,949

District Debt Service Payments

07/01/2021 - 07/01/2022

Paying Agent	Series	Date Due	Date Paid	Principal	Interest	Total Due
Debt Service Payment Due 08/15/2021						
Wells Fargo Bank, NA	2006A - WS&D	08/15/2021		370,000.00	38,672.50	408,672.50
Wells Fargo Bank, NA	2008 - WS&D	08/15/2021		230,000.00	5,186.50	235,186.50
Wells Fargo Bank, NA	2010 - WS&D	08/15/2021		145,000.00	5,458.75	150,458.75
Wells Fargo Bank, NA	2010A - WS&D	08/15/2021		30,000.00	0.00	30,000.00
Amegy Bank of Texas	2015 - WS&D	08/15/2021		190,000.00	132,063.50	322,063.50
Amegy Bank of Texas	2016 - Refunding	08/15/2021		180,000.00	60,150.00	240,150.00
Amegy Bank of Texas	2017 - Refunding	08/15/2021		10,000.00	106,100.00	116,100.00
Bank of New York	2019 - WS&D	08/15/2021		40,000.00	31,202.50	71,202.50
Amegy Bank of Texas	2020 - Refunding	08/15/2021		40,000.00	69,156.25	109,156.25
Total Due 08/15/2021				1,235,000.00	447,990.00	1,682,990.00
Debt Service Payment Due 02/15/2022						
Wells Fargo Bank, NA	2006A - WS&D	02/15/2022		0.00	33,862.50	33,862.50
Wells Fargo Bank, NA	2010 - WS&D	02/15/2022		0.00	2,812.50	2,812.50
Amegy Bank of Texas	2015 - WS&D	02/15/2022		0.00	130,410.50	130,410.50
Amegy Bank of Texas	2016 - Refunding	02/15/2022		0.00	58,350.00	58,350.00
Amegy Bank of Texas	2017 - Refunding	02/15/2022		0.00	105,950.00	105,950.00
Bank of New York	2019 - WS&D	02/15/2022		0.00	30,822.50	30,822.50
Amegy Bank of Texas	2020 - Refunding	02/15/2022		0.00	68,556.25	68,556.25
Total Due 02/15/2022				0.00	430,764.25	430,764.25
District Total				\$1,235,000.00	\$878,754.25	\$2,113,754.25

Cash Flow Forecast

Fort Bend County Fresh Water Supply District No. 1

	12/21	12/22	12/23	12/24	12/25
Assessed Value	\$412,931,570	\$412,931,570	\$412,931,570	\$412,931,570	\$412,931,570
Maintenance Tax Rate	\$0.410	\$0.410	\$0.410	\$0.410	\$0.410
Maintenance Tax	\$1,659,159	\$1,659,159	\$1,659,159	\$1,659,159	\$1,659,159
% Change in Water Rate		3.00%	3.00%	3.00%	3.00%
% Change in Wastewater Rate		3.00%	3.00%	3.00%	3.00%
% Change in NFBWA		10.00%	10.00%	10.00%	10.00%
% Change in Expenses		5.00%	5.00%	5.00%	5.00%
Beginning Cash Balance XX-XX-X	\$5,987,902	\$7,195,494	\$6,313,635	\$7,909,857	\$9,498,909
Revenues					
Maintenance Tax	\$1,659,159	\$1,659,159	\$1,659,159	\$1,659,159	\$1,659,159
Water Revenue	567,984	585,024	602,574	620,651	639,271
Wastewater Revenue	176,349	181,639	187,089	192,701	198,482
NFBWA Revenue	426,135	468,749	515,623	567,186	623,904
Other	548,449	575,871	604,665	634,898	666,643
Total Revenues	\$3,378,076	\$3,470,442	\$3,569,110	\$3,674,596	\$3,787,460
Expenses					
Purchase Water	\$105,369	\$108,530	\$111,786	\$115,140	\$118,594
Purchase Wastewater	113,116	116,509	120,005	123,605	127,313
NFBWA	349,516	384,468	422,914	465,206	511,726
Other Expenses	1,150,280	1,207,794	1,268,184	1,331,593	1,398,173
Total Expenses	\$1,718,281	\$1,817,301	\$1,922,889	\$2,035,543	\$2,155,806
Net Surplus	\$1,659,795	\$1,653,141	\$1,646,222	\$1,639,053	\$1,631,654
Capital Outlay					
Capital Outlay	\$50,000	\$50,000	\$50,000	\$50,000	\$50,000
Fresno Gardens N. Sub WW Plumbi	220,000	0	0	0	0
Gateway Acres WW Collection Syst	80,000	0	0	0	0
Gateway Acres WW Plumbing	0	1,000,000	0	0	0
Fresno Ranchos Sub WW LS & FM	85,000	0	0	0	0
FN 521 WL Adjustment	0	800,000	0	0	0
COA for 500 ESFC in FW WP#1 - Pr	0	635,000	0	0	0
WP #1 Rehab Work	49,250	0	0	0	0
Addtn 3rd LP @ Telleview Terrace L	20,000	0	0	0	0
Emergency Interconnect - BC MUD :	0	50,000	0	0	0
Total Capital Outlay	\$504,250	\$2,535,000	\$50,000	\$50,000	\$50,000
Construction Surplus	\$52,047	\$0	\$0	\$0	\$0
Ending Cash Balance	\$7,195,494	\$6,313,635	\$7,909,857	\$9,498,909	\$11,080,564
Operating Reserve % of Exp					
	418.76%	347.42%	411.35%	466.65%	513.99%
Bond Authority					
Remaining Bonding Capacity - \$80,210,000					
Maintenance Tax Rate Cap - \$0.50					

2022 AWBD Mid-Winter Conference

Fort Bend County Fresh Water Supply District No. 1

Friday, January 28 - Sunday, January 30, 2022

Moody Gardens, Galveston, TX

Director	Registration			Prior Conference Expenses
Name	Attending	Online	Paid	Paid
Calvin Casher				Yes
Paul Hamilton				
Rosa Linda Medina				
Rodrigo Carreon				
Erasto Vallejo				

Note

Register on-line www.awbd-tx.org (For log in assistance, contact Taylor Cavnar: tcavnar@awbd-tx.org)

This page only confirms registration for the conference, not hotel registrations.

All hotel reservations are the sole responsibility of each attendee.

Your conference registration confirmation will contain a housing reservation request web link.

The link will require the registration number from your conference registration before you can reserve a room.

All requests for an advance of funds must be sent via email to the bookkeeper within 30 days of conference.

Registration Dates TBD

Housing Information

Hotel reservations are only available to attendees who are registered with AWBD-TX for the Conference.

If you have questions, please call Taylor Cavnar at (281) 350-7090

Summary of Money Market Funds

06/18/2021 - 07/15/2021

INTERNAL USE ONLY

Fund: Operating

Financial Institution: TEXAS CLASS

Account Number: TX-01-0857-0002 Date Opened: 03/17/2020 Current Interest Rate: 0.06%

Date	Description	Begin Balance	Cash Added	Cash Withdrawn	Int. Earned	End Balance
06/18/2021		3,423,712.40				
06/30/2021					170.93	
07/01/2021	SSTAR CDXXX0172 INTEREST		1,202.26			
Totals for Account TX-01-0857-0002:		\$3,423,712.40	\$1,202.26		\$170.93	\$3,425,085.59
Totals for Operating Fund:		\$3,423,712.40	\$1,202.26		\$170.93	\$3,425,085.59

Methods Used For Reporting Market Values

Certificates of Deposits:	Face Value Plus Accrued Interest
Securities/Direct Government Obligations:	Market Value Quoted by the Seller of the Security and Confirmed in Writing
Public Fund Investment Pool/MM Accounts:	Balance = Book Value = Current Market

Summary of Money Market Funds

06/18/2021 - 07/15/2021

INTERNAL USE ONLY

Fund: Capital Projects

Financial Institution: TEXAS CLASS

Account Number: TX-01-0857-0001 Date Opened: 03/17/2020 Current Interest Rate: 0.06%

Date	Description	Begin Balance	Cash Added	Cash Withdrawn	Int. Earned	End Balance
06/18/2021		1,881,354.84				
06/30/2021					94.67	
07/08/2021	Trnsf from TX Class XXXX0005		100.00			
07/15/2021	To Checking			(161,683.23)		
Totals for Account TX-01-0857-0001:		\$1,881,354.84	\$100.00	(\$161,683.23)	\$94.67	\$1,719,866.28

Account Number: TX-01-0857-0005 Date Opened: 05/14/2021 Current Interest Rate: 0.06%

Date	Description	Begin Balance	Cash Added	Cash Withdrawn	Int. Earned	End Balance
06/18/2021		1,468,744.14				
06/30/2021					73.75	
07/08/2021	Trnsf toTX Class XXXX0001			(100.00)		
Totals for Account TX-01-0857-0005:		\$1,468,744.14		(\$100.00)	\$73.75	\$1,468,717.89

Financial Institution: UMB

Account Number: 151340 Date Opened: 04/01/2021 Current Interest Rate: 0.00%

Date	Description	Begin Balance	Cash Added	Cash Withdrawn	Int. Earned	End Balance
06/18/2021		202,177.10				
06/30/2021					0.00	
Totals for Account 151340:		\$202,177.10			\$0.00	\$202,177.10
Totals for Capital Projects Fund:		\$3,552,276.08	\$100.00	(\$161,783.23)	\$168.42	\$3,390,761.27

Methods Used For Reporting Market Values

Certificates of Deposits:	Face Value Plus Accrued Interest
Securities/Direct Government Obligations:	Market Value Quoted by the Seller of the Security and Confirmed in Writting
Public Fund Investment Pool/MM Accounts:	Balance = Book Value = Current Market

Summary of Money Market Funds

06/18/2021 - 07/15/2021

INTERNAL USE ONLY

Fund: Debt Service

Financial Institution: BBVA USA-DEBT

Account Number: 6711045145 Date Opened: 12/31/2017 Current Interest Rate: 0.00%

Date	Description	Begin Balance	Cash Added	Cash Withdrawn	Int. Earned	End Balance
06/18/2021		103,776.95				
06/30/2021	Tax Collections 6/21		51,994.73			
06/30/2021					1.07	
06/30/2021				(1.07)		
06/30/2021	Unaccounted Deposit			(854.56)		
07/02/2021	Tax Collections 6/21 - DIT		16,152.19			
07/02/2021	Tax Collections 6/21 - DIT		21,730.16			
Totals for Account 6711045145:		\$103,776.95	\$89,877.08	(\$855.63)	\$1.07	\$192,799.47

Financial Institution: TEXAS CLASS

Account Number: TX-01-0857-0004 Date Opened: 04/09/2020 Current Interest Rate: 0.06%

Date	Description	Begin Balance	Cash Added	Cash Withdrawn	Int. Earned	End Balance
06/18/2021		2,813,021.93				
06/30/2021					141.30	
Totals for Account TX-01-0857-0004:		\$2,813,021.93			\$141.30	\$2,813,163.23
Totals for Debt Service Fund:		\$2,916,798.88	\$89,877.08	(\$855.63)	\$142.37	\$3,005,962.70

Methods Used For Reporting Market Values

Certificates of Deposits:	Face Value Plus Accrued Interest
Securities/Direct Government Obligations:	Market Value Quoted by the Seller of the Security and Confirmed in Writing
Public Fund Investment Pool/MM Accounts:	Balance = Book Value = Current Market



MUNICIPAL ACCOUNTS
& CONSULTING, L.P.

BOARD OF DIRECTORS MEMO New Depository Bank – Central Bank

HIGHLIGHTS

- **After extensive research and interviews with multiple banks, MAC has determined that Central Bank met the necessary security requirements for public funds, has the most knowledgeable governmental department, and provided a competitive fee structure. Therefore, MAC is recommending Central Bank as the new depository and to begin transitioning Districts at the next regularly scheduled Board meeting.**
- BBVA has been acquired by PNC bank effective roughly June 3, 2021.
- The Conversion from BBVA to PNC will take place over the weekend of October 8, 2021 (Columbus Day Weekend).
- After October 8, BBVA will no longer exist and all BBVA accounts will be issued a new PNC account number. PNC will still honor any outstanding checks written on a BBVA account that clears after October 8, 2021, until stale dated. MAC is recommending closing BBVA accounts on/before December 31, 2021,

TIMELINE

- Mark Burton (Owner of Municipal Accounts & Consulting) was contacted by BBVA in late April 2021 and was advised that BBVA is under contract to be purchased by PNC. He was further advised that, in all likelihood, there is a high chance that PNC will be eliminating their public funds department by December 31, 2021.
- MAC immediately created a Request For Proposals, soliciting input from consultants, particularly the operators (lockboxes) and attorneys (Depository Pledge Agreements and Collateral Security Agreements).
- During the month of May, MAC met with over a dozen banks that showed interest in being the public fund depository. The banks biggest stumbling blocks in submitting proposals were: (i) with the current interest rate environment there is a tremendous cost to the bank for keeping public funds over and above normal commercial/retail clients, (ii) the public funds volume of activity requires significant amounts of collateral that the bank may not have or have access to, and (iii) the banks do not have the personnel needed to handle the accounts.
- On June 3, 2021 (immediately after the purchase announcement by PNC of BBVA), Mark Burton met with the PNC/BBVA transition team to discuss the options going forward from PNC to evaluate if districts could stay with PNC. PNC/BBVA were under strict SEC rules not to discuss the acquisition until after it closed.

- Highlights of that meeting:
 - PNC will disband the public funds group in Houston;
 - Public funds will be handled just as all other retail customers with no specific personnel knowledge or experience of public funds;
 - Bookkeepers will be required to monitor the collateral, if necessary, rather than the bank (which is standard practice). This would also require daily notification from Operators and Tax Assessors to the Bookkeeper to notify of incoming deposit totals. The level of additional work on all Consultants would become cost prohibitive to each District.
 - All questions, inquiries, etc. will be handled by their 1-800 help desk in Pittsburgh;
 - While there were several other hurdles, these points were enough to warrant a change in the Districts depository account.
- MAC's selection process took the approach of selecting a bank based on a similar order of priorities under the Public Funds Investment Act which is:
 1. Security (preservation of principal);
 2. Liquidity;
 3. Interest rate.
- MAC prioritized:
 1. Security - can the chosen bank properly and effectively collateralize deposits, and is the chosen bank large and sound enough to handle the volume of deposits and transactions.
 2. Experience – does the chosen bank have experience in public funds, significant knowledge of utility districts and a large enough team to handle all the accounts in a timely basis.
 3. Rate/Bank fees - As noted above, ALL banks proposing services in the public funds arena have the added cost of administration and collateral required for public funds. All banks acknowledged that they will be charging fees for all accounts.

MAC recommends moving the District's Depository Bank to Central Bank for the following reasons:

- **Central Bank (formerly Riverway Bank) is an A rated bank and has the capacity to handle the volume of deposits/collateral for Utility Districts;**
- **Central Bank has a dedicated team of 6 (and have agreed to add another team member) that focuses solely on the water district industry. Two of the Bank's Vice-Presidents have 36 years and 21 years of direct experience with the water district industry;**
- **Central Bank already has a legally approved Depository Pledge Agreement/Collateral Security Agreement within our industry. Given our shortened conversion window that was moved from December 31 to October 8, 2021, this helps in the acceleration of moving accounts;**
- **Central Bank already works with most Bookkeepers in the MUD industry so procedures, documents, online security access, etc. is already familiar to them. MAC already has many Districts with Central Bank so MAC is directly knowledgeable with Central Bank's processes and procedures;**

OTHER FAQ's

- MAC feels that going out for an additional RFP will only cause more delay, increased costs to the District and result in the same outcome. MAC has found that using national and small local banks, with not as much experience or knowledge of our industry, only causes higher costs of operations for the consultants and untimely delays in processing that the District ultimately absorbs.
- Once MAC has all the required signed documentation from all Directors, MAC will submit the Bank Packet to Central Bank to establish the District's primary depository bank at which point checks will no longer be drawn on a BBVA account. The only activity that will occur in the BBVA/PNC accounts will be internal wire transfers from lockboxes and remaining balance transfers to District accounts at Central Bank.
- Emergency Resolutions authorizing less than 3 signatures and/or authorizing the bookkeeper to sign checks **will STILL be effective** once moved to Central Bank. A simple letter from the District and signed by the President is all that is required once the Governor and/or Board elect to rescind the Emergency Order.
- Central Bank uses ICS (Insured Cash Sweeps) to handle the deposits over the FDIC limit of \$250,000. The FDIC insures up to \$250,000 of a customer's deposit accounts in a given insurable capacity at an FDIC-insured depository institution. Your ICS funds are divided into amounts under the standard FDIC maximum and placed with other ICS Network members – each an FDIC-insured institution. This makes your deposit eligible for FDIC insurance at each member bank. Funds placed through Insured Cash Sweep are deposited only in FDIC-insured banks. Insured Cash Sweep has been thoroughly tested, and reciprocal deposit placement services are recognized both in the FDIC regulations, PFIA, and in state statutes and regulations throughout the United States.
- For BBVA accounts converted to PNC Accounts in October, MAC will work to close these accounts on/before December 31, 2021. MAC has chosen this date to allow outstanding checks to clear and to ensure a seamless transition of operator lockboxes.

FORT BEND FRESH WATER SUPPLY DISTRICT NO 1
TAX ANALYSIS FISCAL YEAR END 12/31/2021

[illegible]

July 14, 2021

Board of Directors
Fort Bend County Freshwater Supply District #1
c/o Sanford Kuhl Hagan Kugle Parker Kahn LLP
1980 Post Oak Boulevard, Suite 1380
Houston, TX 77056

Re: Fort Bend County Freshwater Supply District #1 – July 2021 Board of Directors Meeting

Dear Board Members:

Following is the status report on Fort Bend County FWSD#1 No. 1 projects:

Agenda Item No. 5 – Engineer's Report:

(a) Report on status of projects:

i) Water Plant #1 Recoat Work

- Westernmost HPT recoating work is complete and this tank is back in service...EDP isolated and drained the easternmost HPT this week and A&H Coating Services will be out at the site this week to start the recoating work of this tank's internal surface
- Anticipate all work being completed by August Board meeting
- Request Board's approval of Invoice #1 from Preventive Services for \$2,500.00 for performing inspection services

ii) Water Plant #2

- B-5 Construction Co. will be completing the off-site waterline work this week, including tie-ins with District's existing waterlines...When weather permits, Contractor is in process of completing earthwork at water plant site and starting to work on foundations for various components of the water plant site...It is anticipated that this week/next Alsay (well driller) will arrive at site to begin their work
- Request Board's approval of Pay Estimates No. 2 and 3 from B-5 Construction Co. for construction of the project for \$123,719.49 and \$34,293.24, respectively
- Request Board's approval of Invoice No. 4 from Terracon for material testing services for \$834.50
- Anticipate construction being completed by mid-2022
- District Est. Water Conn. Timeline (FBCFWSD#1 WP#1 Conn. Capacity = 1,875)
 - End of 2021 = 1,750
 - Mid 2022 = 1,785
- Discuss with Board results of CoA water sampling for their proposed water well

iii) Gateway Acres Subdivision Wastewater Collection System

- Construction plans are near to completion for agency review...anticipate in July/August plans being submitted to the FBC, CoH, and TCEQ for comment/approval

iv) Fresno Ranchos Subdivision Wastewater Lift Station and Force Main

- Construction plans are near to completion for agency review...anticipated in July/August plans being submitted to the FBC, CoH, and TCEQ for comment/approval

v) Gateway Acres Subdivision Wastewater Plumbing Contract

- townhall meetings will be conducted once Projects "iii" and "iv" are being advertised or under construction, which is anticipated to 4thQ of this year

(b) Authorize Engineer to Prepare Plans and Specifications for Water/Wastewater Projects

- no action items

(c) Report on status of project funding and take necessary action related thereto.

- Project One-Year Warranty Expiration Dates
 - Fresno Gardens N Sub WW Plumbing Project...01/15/2022
- 2015 TWDB DFUND Loan...remaining funds will be used for the Water Plant No. 2 project
- 4th TWDB DFUND Loan (\$1.745M)...funds will be used to complete the Water Plant No. 2 project
- 2021 TCEQ Loan (estimated at \$10.45M) – received approval of final BAR from DA and FA this week...Jacobs will perform final review and will sign, seal, and submit BAR to TCEQ next week for their review/approval...funds from the BAR are needed to fund the completion of a) Gateway Acres Sub WW Collection System project b) Fresno Ranchos Sub LS and FM project, and c) CoA WWTP Expansion project
- FBC CDBG Funds...will pursue funding source for future plumbing projects...reapply for funds in Sept after census completed

(d) Projections for District Water and Wastewater Projects

- request Board approval to update information every January and July

(e) Discuss Emergency Preparedness Plan and take any necessary action related thereto

- review EPP in April each year to determine if any updates are required

(f) Status of Non-Residential Applications for Water Service –

Connected:	
4320 Doreen Avenue (Multi-Family Dwelling)	La Fresno Food Mart
293 Teakwood Avenue (Multi-Family Dwelling)	Lou's Back Porch
297 Teakwood Avenue (Multi-Family Dwelling)	LT No Limits
Church of God of Prophecy	Mustang Community Center
Crossroad Market	MVP Auto Parts (Domestic & FW)
Dollar General	New Quality Life Ministries (Church)
Enriquez Tire Shop (East Palm)	New Quality Life Ministries (Restaurant)
FBC Water Connection at Water Plant	Papa Nick's BBQ Kitchen – Mobile Food Truck
First Baptist Church of Fresno (Domestic & FW)	PMC International Tire Shop
Fresno Market – FM521 (Domestic & Irrigation)	Quality Paint and Body (Pecan Street)
Fresno Motor	Richard Martini-Rental Livestock Pasture
Fresno Mount Corinth Baptist Church	Robbins Nest for Children (Domestic & FW)
Fresno Volunteer Fire Department	St. James Knanaya Church – Fire Tap
F&R Tax	St. Peters & St. Pauls Orthodox Church of Houston
General Office Space (514 Pecan Street)	Swingby#3 Gas Station (Domestic & Irrigation)
Gulf Coast LP Gas Company	Teleview Terrace Subdivision Lift Station
HEFCO Enterprises	Tiny Toes Academy
Iglesia Bautista Del Calvario Church	Tire Shop at 1739A Trammel Fresno
Iglesia Principe De Paz Church	Valero Gas Station
Interconnect with City of Arcola	Welcome Foods
Interconnect with FBCMUD23	

Connections Pending:	
Fresno Gym (3941 FM 521)	
- EDP to provide update regarding connection	

Processing Application:	
St. James Knanaya Church (Ave C) - waiting for customer to provide plumber's info...informed customer that application is over a year old...per customer, they have had issues with FBC approving drainage plan for site, but should have plans approved in next couple to three months	
Fresno Food Mart (Trammel Fresno Rd) - waiting on all required docs to complete application (this is second application from customer as previous application had expired)	

Status of Non-Residential Applications for Wastewater Service –

Connected:	
4320 Doreen Avenue (Multi-Family Dwelling)	General Office Space (514 Pecan Street)
293 Teakwood Avenue (Multi-Family Dwelling)	Mustang Comm Center (<i>minus field bathrooms</i>)
297 Teakwood Avenue (Multi-Family Dwelling)	New Quality Life Ministries (Church)
Church of God of Prophecy	New Quality Life Ministries (Restaurant)
First Baptist Church of Fresno	Quality Paint and Body (Pecan Street)
Fresno Volunteer Fire Department	

Connections Pending:	

Processing Application:	

(g) Potential Emergency Water Interconnect with BCMUD21

- conducted phone conversation with LJA (Bill Ehler), engineer for BCMUD21, on December 2016 regarding potential emergency water interconnect between our districts
- possible location for interconnect would be at east end of Renfro Burford Road
- BCMUD21 would be interested in pursuing interconnect (50/50 cost split) once FBCFWSD#1 completes its 2nd Water Plant

(h) Status of New CoA WP – CoA anticipates water plant being completed by mid-2022...completion date may be extended due to recent water sampling results

(i) Status of CoA WWTP Expansion Project (increasing capacity from 0.675 MGD to 0.95 MGD...the District would be receiving an additional 100,000 GPD through this expansion) –

DA is coordinating this matter with CoA, which consists of the DA working to secure documentation from CoA regarding overall project schedule, District's share of project costs, etc...

(j) FM521 Roadway Widening Project – 30% Utility Coordination meeting was conducted in November 2020...new roadway configuration within District will be a 4 lane, divided roadway with raised median, curb and gutter, with underground storm sewer lines, side swales, and sidewalk...project update 06/14/21 – anticipated schedule = 60% Utility Coordination meeting to be in July 2021...100% completed construction plans by the end of this year...coordinating necessary water and wastewater utility relocations by mid-2022...roadway widening project to start construction in 2023

(k) Potential Future Development – Discuss with Board communication with potential customer that is considering building a business park at southeast corner of Vermont St and East Palm St...discussion consisted of developer possibly installing a lift station for wastewater service that could be enlarged to provide wastewater service for the surrounding area

Please let me know if you have any questions or comments.

Sincerely - David C. Dybala, Jr., P.E. - District Engineer - 713-855-1917

Board of Directors
Fort Bend County F.W.S.D. No. 1

Operator's Report for the July 15, 2021 Board Meeting

Substantial System Repairs and Maintenance

Distribution System	Installed residential taps & meters: 8 locations	\$ 9,459.13
	4711 Althea Lane	
	718 W Sycamore	
	1618 Ave D	
	640 Renfro-Burford Rd	
	728 Cedar St Unit A	
	3209 Maryland Rd	
	618 Maple Avenue	
	531 Walnut Avenue	
Distribution System	Installed commercial tap for Mr Coyle	\$ 2,500.00
Water Plant	Repaired motor relay under warranty	\$ 1,598.50
Water Plant	Repaired 12" gate valve (related to rehab)	\$ 9,053.25
3714 Jan Street	Repaired service line leak	\$ 1,404.65

1. Write-Off List

Please see attached a current write-off list for your consideration and approval. These accounts are from October 2020 thru March 2021. There are 10 accounts totaling \$9,018.17. See page 2

2. Consumer Confidence Report ("CCR")

Attached is a copy of the Certificate of Delivery that has been filed with the TCEQ for the 2020 CCR's that were mailed to customers on June 1st. See page 3

3. America's Water Infrastructure Act (AWIA)


Attached is the Risk & Resilience Certification of Completion for the District files.

4. Delinquent Accounts and Service Terminations

Please see attached the list of customers that received delinquent letter by mail and are subject to disconnection of service.

FORT BEND FWSD NO. 1**WRITE OFF REPORT****Through 03/31/2021**

	Resident ID	Account Name	Service Address	Account Balance	Move Out Date	Owner/ Tenant	Deposit Applied
1	81717	FERGUSON, CHARLES G	3115 MARYLAND ST	228.6	10/27/2020	O	\$ 101.00
2	152260	ALVAREZ, NARCISCO	3045 LAUREL ST	374.41	11/19/2020	T	\$ 250.00
3	157905	ALDOPE, CRYSTAL	3719 LAVERNE ST	149.75	11/30/2020	T	\$ 150.00
4	120761	MENDEZ, LUIS E	123 E HOUSTON ST	122.54	12/30/2020	O	\$ 76.00
5	81180	REZA, GUADALUPE	638 ELM ST	526.41	2/3/2021	O	\$ 1.00
6	157652	FLORES, MARIA	425 EVERGREEN UNIT B	1806.52	2/3/2021	O	\$ 100.00
7	160908	GONZALEZ, NORMA	3726 JAN ST	258.69	2/10/2021	T	\$ 150.00
8	173331	NAMAZI, CAMERON	108 CRESCENT DR	2899.91	3/22/2021	O	\$ -
9	157914	GONZALEZ, EDER	3703 LOLA ST	77.61	3/26/2021	T	\$ 150.00
10	172288	FRONTIER CONTRACTING	3RD PARTY BACKCHARGE	\$ 2,573.73			
				\$ 9,018.17			



Consumer Confidence Report TCEQ Certificate of Delivery Texas Commission on Environmental Quality

For Calendar year: 2020
PWS ID Number: 0790474

Date Distributed to Customers: 6/1/2021
PWS Name: FORT BEND COUNTY FWSD 1

You must use at least one direct delivery and at least one good faith delivery method. If your system is under 500 population, please use Small System Certificate of Delivery form.

Direct Delivery Methods

- ☐ Mail a paper copy of the CCR
- ☒ Mail notification that CCR is available on-line at <http://www.edpwater.com/ccr/fbfwsd1>
*The Internet link (url) you insert above must take customers directly to the open CCR.
- ☐ Email direct web address of the CCR, available at <http://>
- ☐ Email CCR as an attachment to or an embedded image in an email.
- ☐ Other direct delivery (for example, door hangers or additional electronic delivery method).
Please specify: _____

Systems serving 100,000 or more people are required to post the CCR on a publicly available web site and provide the direct URL here: <http://>_____

Good faith delivery methods (To reach people who do not receive bills)

- ☒ Posting the CCR on the Internet at <http://edpwater.com>
- ☐ Mailing the CCR to people who receive mail, but who do not receive bills.
- ☐ Advertising the availability of the CCR in news media.
- ☐ Posting the CCR in public places.
- ☐ Delivering multiple copies to single billing addresses serving multiple persons.
- ☐ Delivering multiple copies of the CCR to community organizations.

I certify that the community water system named above has distributed the Consumer Confidence Report (CCR) for the calendar year of 2020 and that the information in the report is correct and consistent with the compliance monitoring data previously submitted to the TCEQ. Systems serving 100,000 or more people are required to post the CCR on a publicly available web site and provide the direct URL.

Certified By: _____ Compliance
Name (print): Greg Lipp Title: Manager Phone Number: 713-395-3100
Signature: [Signature] Date: 6/29/2021

All systems are required to mail by July 1 the Certificate of Delivery and Consumer Confidence Report to:

Sending by certified mail:	Sending by regular mail:
TCEQ DWSE, MC-155, Attn: CCR, 12100 Park 35 Circle Austin, TX 78753	TCEQ DWSE, MC-155, Attn: CCR, PO Box 13087 Austin, TX 78711-3087



June 28, 2021

Fort Bend County FWSD No. 1
Sanford Kuhl Hagan Kugle Parker Kahn LLP
1980 Post Oak Blvd., Suite 1380
Houston, TX 77056

Re: Risk and Resilience Assessment Certification Statement

Dear Board of Directors,

As authorized by Fort Bend County FWSD No. 1 (the "District") and required by the American Water Infrastructure Act of 2018 (AWIA), Environmental Development Partners ("EDP") performed a Risk and Resilience Assessment ("RRA") of the District's facilities associated with their public water systems filed with the Texas Commission on Environmental Quality ("TCEQ").

The District's RRA was completed using the documentation provided by the Environmental Protection Agency ("EPA"). The assessment is confidential and will be used to create an Emergency Response Plan.

The following Certification of Community Water System Risk and Resilience Assessment in Compliance with America's Water Infrastructure Act of 2018 was submitted via e-mail on behalf of the District on June 28, 2021.

**Certification of Community Water System Risk and Resilience Assessment in
Compliance with America's Water Infrastructure Act of 2018**

Part (A): Community Water System Identification

Community Water System Name: Fort Bend County FWSD No. 1

Community Water System Complete Mailing Address: Fort Bend County FWSD No. 1 c/o Sanford Kuhl
Hagan Kugle Parker

Kahn LLP 1980 Post Oak Blvd., Suite 1380 Houston, TX, 77056

Public Water System Identification Number: TX0790474

Population Served: 4,762

Part (B): Certification Date

Date of the certification: June 25, 2021

Part (C): Certification Statement

I, Greg Camp

[Name of certifying official]

hereby certify that the community water system named under Part A, above, has *[select all that apply]*

☒ conducted ☐ reviewed ☐ reviewed and revised

an assessment of the risks to, and resilience of, its system. This assessment included an assessment of:

1. The risk to the system from malevolent acts and natural hazards;
2. The resilience of the pipes and constructed conveyances, physical barriers, source water, water collection and intake, pretreatment, treatment, storage and distribution facilities, electronic, computer, or other automated systems (including the security of such systems) which are utilized by the system;
3. The monitoring practices of the system;
4. The financial infrastructure of the system;
5. The use, storage, or handling of various chemicals by the system; and
6. The operation and maintenance of the system; and
7. Optionally, may include an evaluation of capital and operational needs for risk and resilience management for the system.

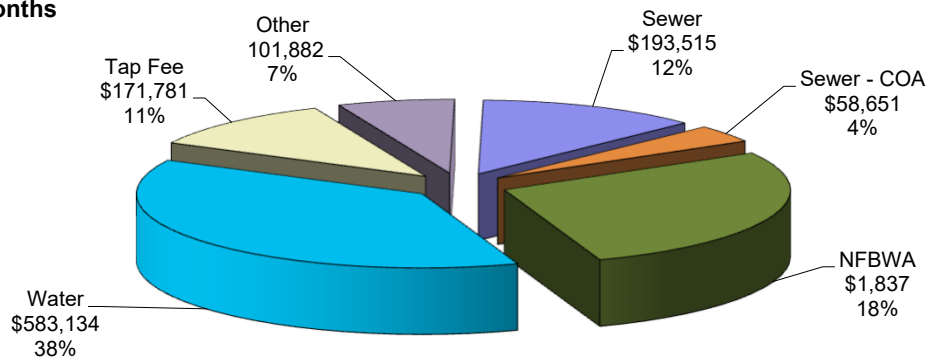


[Signature of certifying official - click to add a digital signature, or print and sign]

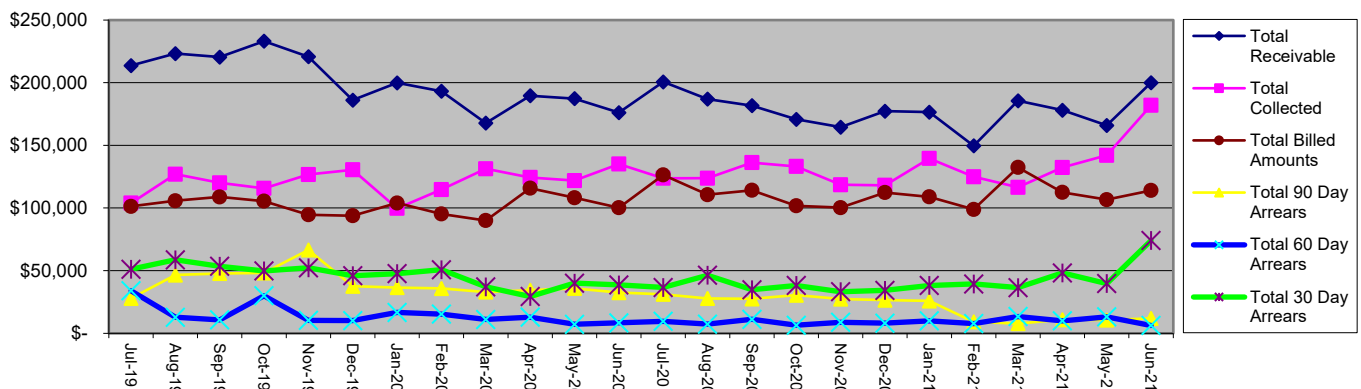
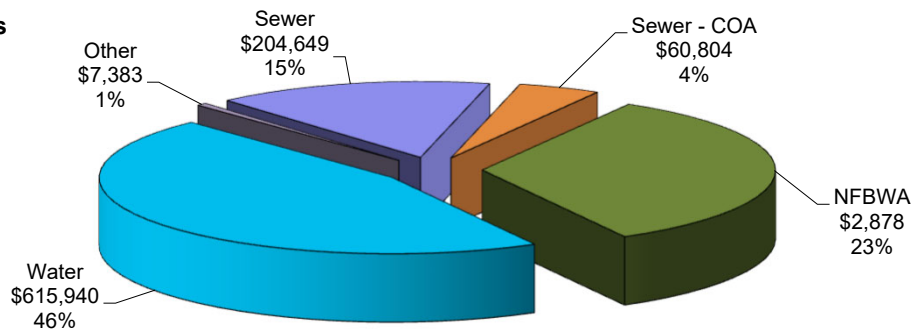
Fort Bend FWSD No. 1 Utility Billing Summary

	June 13, 2021	May 13, 2021	12 Months
Total Collected	\$ (181,983.39)	\$ (142,010.83)	\$ (1,590,743.53)
Total Billed	\$ 113,989.51	\$ 106,644.13	\$ 1,338,890.21
Tap Fees Received	\$ (48,023.48)	\$ (17,637.07)	\$ (171,780.86)
Total Aged Receivable	\$ 86,003.23	\$ 59,257.09	
Total Receivable	\$ 194,989.73	\$ 161,390.93	
Security Deposit Balance	\$ 119,499.43	\$ 109,526.43	\$ 98,653.00
NFBWA Fee Billed	\$ 39,367.79	\$ 35,583.90	\$ 450,113.97
NFBWA Fee to pay billing cycle	\$ 55,101.25	\$ 49,019.50	\$ 453,139.30
Water Sold (gallons)	8,755,000	7,894,000	103,748,000
Water Produced (gallons)	12,965,000	11,534,000	109,292,000
Residential Connections	982	972	
Avg per Residential Connection	5,347	4,833	

Collections, 12 Months



Billing, 12 Months



Fort Bend FWSD No. 1

Utility Billing Detail Report

	June 13, 2021	May 13, 2021	June 13, 2020
Beginning Date	05/18/21	04/16/21	05/19/20
Closing Date	06/17/21	05/17/21	06/19/20
No. of Days	30	31	31

Beginning Balance	\$ 161,390.93	\$ 173,902.47	\$ 181,928.83
--------------------------	----------------------	----------------------	----------------------

Adjustments			
Back Charge	\$ 248.00	\$ 756.43	\$ -
Collection Fee Write Off	\$ -	\$ -	\$ (124.12)
Collections	\$ 340.00	\$ -	\$ 124.12
Credit Refund	\$ 983.79	\$ -	\$ 719.60
Deposits	\$ 11,692.15	\$ 2,875.00	\$ 2,076.00
Disconnection	\$ 850.00	\$ 700.00	\$ 50.00
Inseptions	\$ 3,700.00	\$ 1,125.00	\$ 1,525.00
Letter Fee	\$ 1,330.00	\$ 1,260.00	\$ 1,650.00
NFBWA	\$ 27.06	\$ -	\$ -
NSF Fee	\$ 30.00	\$ -	\$ 60.00
Penalty	\$ 3,480.90	\$ 2,877.84	\$ -
Return Check	\$ 34.53	\$ -	\$ 183.00
Tap Fee	\$ 85,300.00	\$ 16,300.00	\$ 17,700.00
Transfer	\$ 750.00	\$ 275.00	\$ 425.00
Unapplied	\$ (6,805.10)	\$ (4,107.11)	\$ (1,128.48)
Voluntary Fire Dept	\$ -	\$ -	\$ (364.79)
Water	\$ 30.50	\$ -	\$ -
Well Permit Fee	\$ 400.00	\$ 1,600.00	\$ -
Door Hanger Fee	\$ 670.00	\$ 620.00	\$ 870.00
Total Adjustments	\$ 103,061.83	\$ 24,282.16	\$ 23,765.33

Collected Amounts			
Back Charge	\$ (119.66)	\$ (454.00)	\$ -
Credit Refund	\$ (340.00)	\$ -	\$ -
Deposits	\$ (11,242.15)	\$ (2,675.00)	\$ (1,976.00)
Disconnection	\$ (700.00)	\$ (595.81)	\$ (47.71)
Door Hanger Fee	\$ (654.15)	\$ (1,020.00)	\$ (592.17)
Grease Trap Inspection	\$ (50.01)	\$ (50.01)	\$ (50.01)
Inspections	\$ (3,325.00)	\$ (1,100.00)	\$ (1,871.40)
NFBWA	\$ (37,891.27)	\$ (39,807.14)	\$ (35,479.96)
NSF Fee	\$ (30.00)	\$ (60.00)	\$ -
Penalty	\$ (2,548.41)	\$ (633.19)	\$ (388.56)
Sewer	\$ (17,084.64)	\$ (17,992.80)	\$ (15,074.88)
Sewer - COA	\$ (5,278.49)	\$ (5,571.28)	\$ (5,137.94)
Tap Fee	\$ (48,023.48)	\$ (17,637.07)	\$ (18,449.03)
Transfer	\$ (725.00)	\$ (275.00)	\$ (425.00)
Voluntary Fire Dept	\$ -	\$ -	\$ (1,150.21)
Water	\$ (49,504.85)	\$ (50,988.44)	\$ (50,531.59)
Well Permit Fee	\$ (1,200.00)	\$ (500.00)	\$ (151.33)
Letter Fee	\$ (1,622.84)	\$ (1,449.02)	\$ (1,572.57)
Meter Rental	\$ -	\$ -	\$ (240.00)
Total Collected	\$ (180,339.95)	\$ (140,808.76)	\$ (133,138.36)
Overpayments	\$ (1,643.44)	\$ (1,202.07)	\$ (1,969.91)
Total Collected	\$ (181,983.39)	\$ (142,010.83)	\$ (135,108.27)

Deposits Applied	\$ (1,469.15)	\$ (1,427.00)	\$ (552.00)
-------------------------	----------------------	----------------------	--------------------

Billed Amounts			
Meter Rental	\$ -	\$ -	\$ 240.00
NFBWA	\$ 39,367.79	\$ 35,583.90	\$ 32,375.29
Sewer	\$ 17,880.75	\$ 17,337.75	\$ 13,653.50
Sewer - COA	\$ 5,256.00	\$ 5,310.00	\$ 4,878.00
Voluntary Fire Dept	\$ -	\$ -	\$ 1,558.00
Water	\$ 51,434.96	\$ 48,362.47	\$ 47,451.93
Grease Trap Inspection	\$ 50.01	\$ 50.01	\$ 50.01
Total Billed	\$ 113,989.51	\$ 106,644.13	\$ 100,206.73

Aged Receivable			
Total 90 Day Arrears	\$ 11,884.39	\$ 10,542.80	\$ 32,465.33
Total 60 Day Arrears	\$ 6,279.38	\$ 13,150.16	\$ 8,319.24
Total 30 Day Arrears	\$ 74,025.01	\$ 39,692.06	\$ 38,608.11
Unapplied Credits	\$ (6,185.55)	\$ (4,127.93)	\$ (3,460.80)
Total Aged Receivable	\$ 86,003.23	\$ 59,257.09	\$ 75,931.88
Current Receivable	\$ 108,986.50	\$ 102,133.84	\$ 94,308.74
Total Receivable	\$ 194,989.73	\$ 161,390.93	\$ 170,240.62

Electronic Payment Stats - Calendar Month

	May-21	Apr-21	May-20
Check Consolidation	82	80	75
Credit Card	698	736	672
ACH	244	244	227
Total	1024	1060	974

Fort Bend FWSD No. 1

Connection/Active Accounts

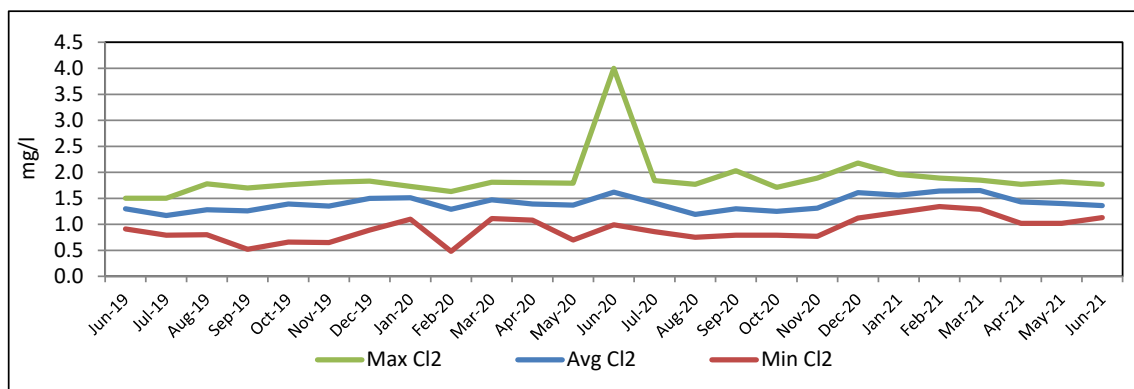
Connection Count	June 13, 2021	May 13, 2021	June 13, 2020
Residential Water Only	982	972	1019
Vacant Residential Water Only	60	60	54
Residential Full Service	497	497	410
Vacant Residential Full Service	14	13	11
Residential Water Only (Arcola sewer)	96	97	89
Vacant Residential Water Only (Arcola sewer)	5	4	2
Fire Line Non - Profit/Tax	4	4	4
Multi-Family	3	3	3
Builder	0	0	1
Builder Connection	0	0	0
Builder- Full Service	0	0	0
Builder Deposit	13	10	10
Commercial Water Only	17	17	17
Commercial Water Only (Arcola sewer)	1	1	1
Commercial w/GT	2	2	2
Commercial Water Only w/ GT	1	1	1
Commercial- Full Service	0	0	0
3rd Party Backcharge	2	2	1
Com Mfg & Industrial	1	1	1
Com Mfg & Industrial- Full Service	0	0	0
Non-Profit - Fresno VFD	0	0	0
HOA Irrigation	0	0	0
Commerical Irrigation	3	3	3
Ft Bend City. Water Only	1	1	1
Ft Bend Co. Full Service	2	2	2
Ft Bend Co. Water Only	0	0	0
Churches - Water Only	4	4	3
Churches - Full Service	3	3	3
District Meter	1	1	1
Interconnect - No Bill Arcola	1	1	1
Total	1713	1699	1640
Water use per ESFC	277	252	243

Tap Activity

Month	Month	Month	Month
Jun-21	9	Jun-20	7
May-21	7	May-20	6
Apr-21	3	Apr-20	9
Mar-21	6	Mar-20	4
Feb-21	4	Feb-20	2
Jan-21	4	Jan-20	5
Dec-20	6	Dec-19	7
Nov-20	4	Nov-19	12
Oct-20	9	Oct-19	5
Sep-20	3	Sep-19	2
Aug-20	2	Aug-19	15
Jul-20	6	Jul-19	3
Total	63		77

Fort Bend FWSD No. 1 Water Quality Monitoring Report

Disinfection Monitoring



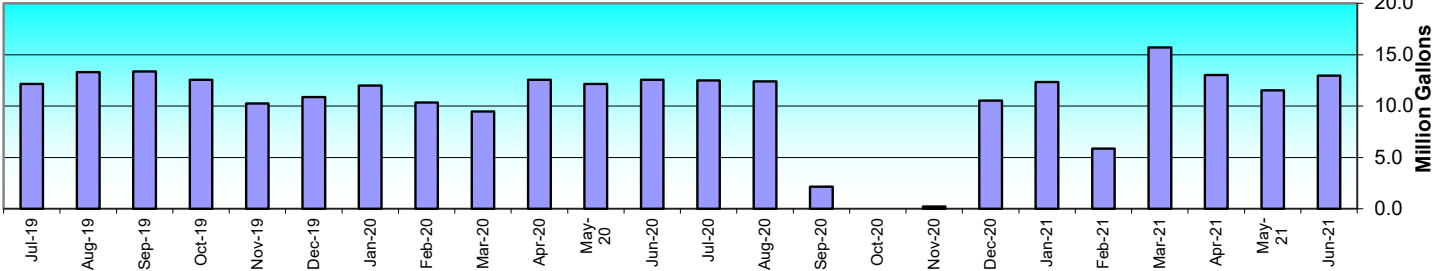
Maximum Residual Disinfectant Level (MRDL)

Month	Jun-21	May-21	Apr-21
# TCR Samples	4	4	4
# Disinfectant Samples	34	35	34
Average Disinfection Res.	1.36	1.40	1.43
Highest Reading	1.77	1.82	1.77
Lowest Reading	1.13	1.02	1.02
# Below Limit	0	0	0
# With None Detected	0	0	0

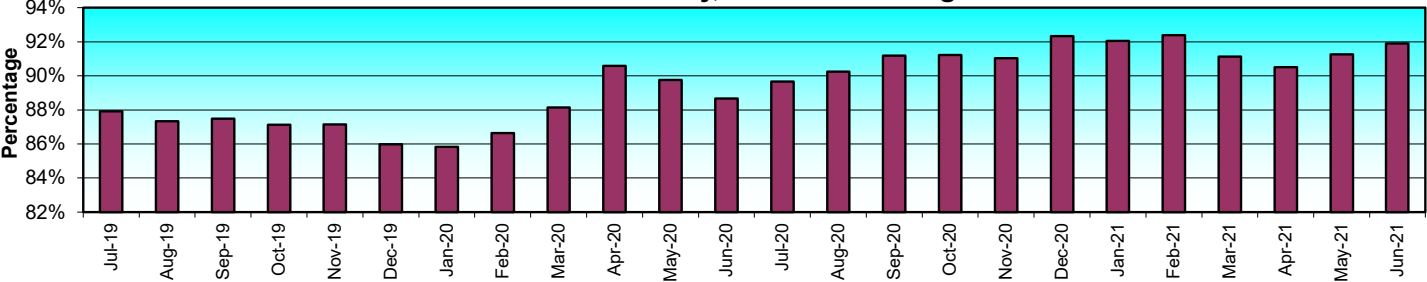
Fort Bend FWSD No. 1 Water Production Report

Period Ending	Production (MG)	Billed (MG)	Water Sold (MG)	Water Purchased	Total Billed (MG)	Construction (MG)	Water Loss	Accountability (%)	12 Month Avg.
Jun-7-21	12.965	8.755	3.168	0.000	11.923	0.000	1.042	92.0%	91.9%
May-5-21	11.534	7.894	2.700	0.000	10.594	0.000	0.940	91.9%	91.3%
Apr-6-21	13.032	8.547	3.045	0.000	11.592	0.000	1.440	89.0%	90.5%
Mar-5-21	15.715	10.715	1.154	0.000	11.869	0.000	3.846	75.5%	91.1%
Feb-3-21	5.866	7.016	2.552	4.200	9.568	0.000	0.498	95.1%	92.4%
Jan-7-21	12.341	8.027	2.626	0.000	10.653	0.000	1.688	86.3%	92.0%
Dec-7-20	10.545	8.962	3.074	2.500	12.036	0.000	1.009	92.3%	92.3%
Nov-4-20	0.222	7.608	2.670	11.050	10.278	0.000	0.994	91.2%	91.0%
Oct-7-20	0.000	7.690	2.704	11.400	10.394	0.000	1.006	91.2%	91.2%
Sep-8-20	2.153	9.269	3.250	10.200	12.519	0.000	-0.166	101.3%	91.2%
Aug-7-20	12.415	8.834	2.777	0.000	11.611	0.000	0.804	93.5%	90.2%
Jul-8-20	12.504	10.431	2.544	0.000	12.975	0.000	-0.471	103.8%	89.7%
Jun-8-20	12.563	7.738	2.853	0.000	10.591	0.000	1.972	84.3%	88.7%
May-7-20	12.141	8.593	1.459	0.000	10.052	0.000	2.089	82.8%	89.8%
Apr-7-20	12.565	9.489	2.609	0.000	12.098	0.000	0.467	96.3%	90.6%
Mar-6-20	9.466	6.487	2.090	0.000	8.577	0.000	0.890	90.6%	88.1%
Feb-7-20	10.339	7.183	2.227	0.000	9.410	0.000	0.929	91.0%	86.6%
Jan-7-20	11.988	8.248	2.514	0.000	10.762	0.000	1.226	89.8%	85.8%
Dec-5-19	10.893	7.264	1.093	0.000	8.357	0.000	2.536	76.7%	86.0%
Nov-5-19	10.253	7.450	2.134	0.000	9.584	0.000	0.669	93.5%	87.2%
Oct-7-19	12.573	8.753	2.644	0.000	11.397	0.000	1.176	90.6%	87.1%
Sep-6-19	13.376	9.184	2.857	0.000	12.041	0.000	1.335	90.0%	87.5%
Aug-6-19	13.318	8.907	2.646	0.000	11.553	0.000	1.765	86.7%	87.3%
Jul-8-19	12.161	8.426	2.730	0.000	11.156	0.000	1.005	91.7%	87.9%

Water Production



Accountability, 12 Month Average



Fort Bend FWSD No. 1
Customer Service Report

June / July 2021

Customer Name	Call Date	Address	Description of Call
Water Quality Complaints			
None			
Problems Reported			
Bernadette Anderpoint	14-Jun-21	527 Redbud Ave.	Customer reported a possible water leak after hours. Found leak on tank. Made customer contact.
Hernan Chapa	18-Jun-21	114 Virginia Dr.	Customer reported a possible water leak. Found leak on customer's side. Made customer contact.
Andrew Matthews	21-Jun-21	3410 Illinois Rd.	Customer requested landscape be completed following repairs. Scheduled for repairs. Made customer contact.
Billing Disputes			
Maria Perez	21-Jun-21	3402 Indiana St.	Customer requested a meter re-read due to high consumption. Meter read was in-line with previous reads. Walked around property and did not see any visible leaks. Made customer contact.
Ignacio Carillo	28-Jun-21	638 A N. Locust St.	Customer requested a meter re-read due to high consumption. Meter read was in-line with previous reads. Walked around property and did not see any visible leaks. Unable to confirm accuracy of meter due to no access to water source. Made customer contact.
Luis Campos	1-Jul-21	615 Cypress Ave.	Customer requested a meter re-read due to high consumption. Meter read was in-line with previous reads. Walked around property and did not see any visible leaks. Confirmed accuracy of meter. Made customer contact.
Reina Zepeda	2-Jul-21	20220 S. Post Oak Blvd.	Customer requested a meter re-read due to high consumption. Found meter was mis-read. Customer's account was credited to correct billing.
Customer Correspondence			
None			

Fort Bend FWSD No. 1

Delinquent Notice/Service Disconnect Report

Date	Delinquent Letters	Date Mailed	Door Hangers	Date Hung	Disconnects	Date of Disconnect
July-21	141	07/06/21				
June-21	133	06/07/21	41	06/23/21	15	06/28/21
May-21	126	05/10/21	49	05/26/21	17	06/02/21
April-21	168	04/05/21	49	04/21/21	13	04/29/21
March-21	193	03/09/21	74	03/22/21	33	Deferred
February-21	130	02/08/21	74	02/22/21	11	Deferred
January-21	141	01/11/21	47	01/25/21	6	02/02/21
December-20	167	12/07/20	60	12/22/20	14	12/30/20
November-20	167	11/05/20	54	11/23/20	13	12/01/20
October-20	164	10/06/20	57	10/20/20	9	10/27/20
September-20	162	09/04/20	55	09/21/20	15	09/29/20
August-20	110	08/10/20	32	08/24/20	9	08/31/20
July-20	134	07/07/20	35	07/23/20	9	07/29/20
June-20	165	06/08/20	66	06/22/20	35	06/29/20
May-20	120	05/11/20	55	05/27/20	29	Deferred
April-20	177	04/06/20	58	04/22/20	34	Deferred
March-20	174	03/09/20	53	03/25/20	29	Deferred
February-20	150	02/10/20	57	02/25/20	13	03/03/20
January-20	181	01/07/20	46	01/24/20	18	01/30/20
December-19	145	12/10/19	51	12/31/19	13	01/07/20
November-19	165	11/08/19	40	12/04/19	6	12/10/19
October-19	118	10/11/19	31	10/30/19	10	11/05/19
September-19	147	09/10/19	33	10/01/19	14	10/08/19
August-19	124	08/13/19	42	08/27/19	9	09/05/19

Current Month Terminations

Account	Name	Address	Total Due	Deposit	Turn-Off Date	Turn-On Date
164075	VAZQUEZ ESQUIVEL, ALBERTO	4410 IVY LANE	\$665.29	\$100.00	28-Jun-21	LOCKED
80926	PINEDA, JUAN	315 FIG DR	\$527.11	\$101.00	28-Jun-21	30-Jun-21
81286	CANTU, RAY	735 1/2 HICKORY ST	\$519.61	\$101.00	28-Jun-21	28-Jun-21
81128	MONREAL, MARY	4643 KANSAS ST	\$517.31	\$176.00	28-Jun-21	29-Jun-21
81560	HERNANDEZ, SANJUANITA	615 CLEO ST	\$436.11	\$426.00	28-Jun-21	28-Jun-21
164030	BENITEZ, JOSE H.	4710 FERN LN	\$431.81	\$200.00	28-Jun-21	28-Jun-21
161961	DELGADO, VERONICA	4511 A BRYAN AVE	\$421.17	\$150.00	28-Jun-21	LOCKED
81524	ALVARADO BERNARDO	20531 S POST OAK BLVD	\$354.68	\$176.00	28-Jun-21	28-Jun-21
80960	ENM CONSTRUCTION	802 W DALLAS ST	\$353.39	\$526.00	28-Jun-21	28-Jun-21
121591	MARTINEZ, ANGEL	1202 AVE A	\$322.06	\$375.00	28-Jun-21	28-Jun-21
81372	MORALES, LUPITA	3717 LAVERNE ST	\$319.29	\$175.00	28-Jun-21	28-Jun-21
120715	REYES SOTO, MARICELA	329 MAIN ST	\$317.16	\$176.00	28-Jun-21	LOCKED
80639	ZAYAS, GIOVANNI C.	634 REDWOOD AVE	\$312.93	\$176.00	28-Jun-21	28-Jun-21
81391	REYES, RAUL E.	724 CLEO ST	\$300.96	\$425.00	28-Jun-21	28-Jun-21
162509	MEDINA JESUS & ELIZA C	830 1/2 W DALLAS RD	\$252.16	\$100.00	28-Jun-21	LOCKED

Current Payment Arrangements

Account	Name	Address	Balance	Deposit	Most Recent Pymt.	Date Last Paid
189799	MEDINA, FELIPE	4718 MISTLETOE LN	\$4,230.00	\$100.00	\$795.00	10-Jun-21
189829	GOMEZ, SIOMARA	4518 ROSE LN #1	\$4,175.00	\$100.00	\$850.00	10-Jun-21
189900	TAMEZ JR., MIGUEL & DULCE	119 A BROADMORE DR	\$2,925.00	\$100.00	\$650.00	11-Jun-21
189901	GUEVARA, ARTEMIO	4614 B TULIP LN	\$2,925.00	\$100.00	\$650.00	11-Jun-21
190272	FAJARDO, MARIA DE JESUS	330 FIG DR	\$2,925.00	\$100.00	\$650.00	18-Jun-21
175182	CRUZ, JAVIER SALDANA	602 CYPRESS AVE	\$958.08	\$100.00	\$216.57	14-Jun-21
80868	AHAMBIA, YOUNG AND BEATRICE	703 E PALM ST	\$779.86	\$151.00	\$138.65	19-Jun-21
135063	SARAVIA, JOSE & MIRNA	660 SPRUCE ST	\$627.23	\$250.00	\$216.25	8-Jun-21
160869	TRISTAN, LEOCADIO	1311 TRAMMEL FRESNO RD	\$351.28	\$100.00	\$200.00	4-Jun-21
81477	HERNANDEZ, MARIA C.	626 CEDAR ST	\$265.82	\$75.00	\$200.00	4-Jun-21

Fort Bend FWSD No. 1

30 Day Delinquent Report

July-21

Updated as of July 6, 2021

141

	ACCOUNT NO.	CUSTOMER NAME	SERVICE ADDRESS	DEPOSIT	ARREARS	BALANCE	Most Recent Payment	Payment Date
1	080533	COLIN, LUISA	302 COLLEGE DR	100.00	337.53	603.21	137.60	05/17/21
2	081260	FLORES, EMILIANO	425 EVERGREEN ST	401.00	273.79	564.94	638.33	05/15/21
3	081126	CANTU, AURORA L. & RENE D.	729 HICKORY ST	76.00	247.59	477.99	100.00	06/22/21
4	120709	SUASTEGUI, SARAI & JACOBO	4411 IVY LN	201.00	253.05	474.13	200.05	06/15/21
5	120468	CORREA, MARIA	403 TEAKWOOD AVE	175.00	184.38	369.64	150.00	06/02/21
6	080744	PEREZ, ANABEL	4728 TULIP LN	141.45	167.45	367.65	136.00	06/28/21
7	080462	CHANEY, MARION	530 E PALM ST	100.00	165.04	349.36	205.87	06/25/21
8	081086	OROZCO, RODRIGO	122 CRESCENT DR	276.00	150.59	330.03	157.37	06/23/21
9	081049	OROZCO, FRANCISCO & JAVIER	136 BROADMORE ST	1.00	114.33	314.65	135.85	05/11/21
10	164031	WATTS, DESHANDA	427 MULBERRY LN	150.00	128.09	289.88	135.00	06/27/21
11	081926	PEREZ, ELEAZAR	3810 JAN ST	75.00	147.66	283.05	302.97	05/20/21
12	081162	GOMEZ, DIANE YNFANTE	627 SPRUCE ST	1.00	106.51	280.90	90.00	07/01/21
13	081515	CARRILLO GREGORIO	838 W PALM	226.00	114.76	274.75	121.62	06/23/21
14	174312	RODRIGUEZ FLORES, MARIA LIDIA	110 COLLEGE DR	150.00	125.09	271.69	179.44	05/19/21
15	081203	NANEZ, GUILLERMO	710 1/2 MAPLE ST	1.00	114.81	265.92	192.20	06/17/21
16	080992	TORRES, PASCUALA	610 MIMOSA ST	75.00	120.57	263.20	152.45	05/15/21
17	081018	SANCHEZ, ABILIO	4722 FAIRHILL AVE	1.00	114.33	260.85	277.23	04/24/21
18	081923	ESPINOSA, MARIA L	1719 AVENUE C	250.00	121.62	254.40	209.74	05/11/21
19	081562	WILLIAMS DIRA GEORGE	619 CLEO ST	566.00	64.25	250.28	100.00	06/14/21
20	080755	HERNANDEZ, JORGE L.	547 BROADMORE DR	1.00	114.33	250.09	137.60	05/22/21
21	080758	PERAZA, MARTA L.	314 TEAKWOOD AVE	326.00	92.81	247.94	159.90	05/25/21
22	080936	SIBRIAN, ORLANDO ORELLANA	703 E DALLAS	76.00	82.70	247.92	71.18	05/14/21
23	080721	GARCIA, GUADALUPE & MONROY, JOSE	546 REDBUD AVE	1.00	114.89	236.67	150.00	05/18/21
24	080908	AGUIRRE, SALVADOR	4202 ROSE LN	1.00	111.62	235.38	153.20	05/26/21
25	080850	GARCIA, JOVA & NARVAEZ, MANUEL	511 REDBUD AVE	251.00	103.57	227.50	457.30	04/30/21
26	081101	GOMEZ, RAFAEL	227 CRESCENT DR	1.00	92.81	226.42	193.64	05/17/21
27	081097	ANDRADE, EVELIN VERONICA	329 MERRIFIELD LN	151.00	93.12	224.90	101.74	06/18/21
28	122557	LOPEZ, ONAN E	4415 TULIP LN	175.00	91.17	222.95	91.50	06/17/21
29	080652	SALAS, CARLOS IVAN RIOS	555 DOGWOOD AVE	151.00	103.57	216.74	195.80	05/13/21
30	080827	AGUILAR, JOSE ANGEL	719 WALNUT AVE	1.00	75.58	213.77	143.14	05/10/21
31	153608	ANDREPOINT, BERNADETTE	527 REDBUD AVE	100.00	93.81	212.31	86.10	06/16/21
32	081064	ARMIOJO, PAUL & CRISTINA	342 BROADMORE ST	1.00	79.79	210.81	65.00	06/15/21
33	081148	GARZA, MARIO ALEJANDRO	727 1/2 MAPLE ST	1.00	95.54	210.63	111.56	05/12/21
34	081567	CHILDRESS, JOYCE	715 CLEO ST	151.00	88.55	210.61	99.00	06/15/21
35	081358	JEREZ, LESLY & EDGAR	644 W PALM ST	150.00	120.17	207.99	77.12	06/15/21
36	138682	RAMIREZ, RICARDO	105 VIRGINIA DR	75.00	92.81	204.90	82.05	05/13/21
37	080753	VALENCIA, JUAN	4707 ALTHEA LN	1.00	89.38	200.40	156.58	05/14/21
38	080966	LOPEZ, ISABEL	208 VIRGNIA DR	1.00	80.94	200.08	53.00	06/13/21
39	090935	GIL, JOSE A.	642 ELM ST	75.00	28.62	200.08	138.59	06/15/21
40	164201	MOLINA, JUAN	4114 VERMONT ST	150.00	66.57	195.15	158.90	06/01/21
41	080736	LEON, DORA DE	410 TEAKWOOD AVE #3	1.00	73.29	194.19	82.05	05/13/21
42	080611	FAJARDO, JUAN	4602 N TEAGUE ST	1.00	82.00	193.01	102.14	05/25/21
43	174230	RIOS, JOSE CARLOS	618 SPRUCE ST	100.00	84.02	190.95	179.56	04/17/21
44	144069	VALERO, VALERIE A.	602 N LOCUST ST	75.00	87.39	188.01	131.66	06/16/21
45	081632	CHAVEZ FERNANDO	3620 KANSAS ST	151.00	84.59	187.64	84.59	05/13/21
46	081080	POBLANO, JOSE	214 COLLEGE DR	1.00	92.05	183.55	131.00	05/14/21
47	081032	JASSO, ELIDA CERVANTES	202 VIRGINIA DR	1.00	73.29	183.43	164.10	04/29/21
48	080952	GARZA, JOSE	203 MERRIFIELD LN	176.00	73.29	183.43	465.71	04/29/21
49	080548	GARCIA, ELIAS	511 DOGWOOD AVE	1.00	73.29	183.43	82.05	05/11/21
50	080523	AGUIRRE, ALEJANDRA	4427 IVY LN	1.00	82.05	182.31	92.81	05/12/21
51	146553	CHAVEZ, JOSE	727 SPRUCE ST	100.00	61.86	180.36	83.29	06/24/21
52	081409	CORONA, YADIRA	3021 ILLINOIS ST	150.00	93.60	179.53	66.57	05/12/21
53	081225	ROBLES, JOSE GENARO	806 W DALLAS ST	301.00	75.58	177.73	141.69	05/15/21
54	120719	CRISOFORO DIAZ	319 FIG RD	176.00	65.50	176.03	80.00	06/28/21
55	080476	RUIZ, JOHANA M	647 E PALM ST	100.00	63.86	174.21	26.39	06/16/21
56	080501	JOHNSON, DERRICK	4310 BILLY LANE	101.00	73.29	171.91	109.62	06/10/21
57	081023	MARTINEZ, JOCELYN	111 VIRGINIA DR	1.00	71.51	170.71	85.00	06/01/21
58	080655	GUEVARA, JOSE A.	4606 TULIP LN	1.00	79.74	170.36	64.53	05/14/21
59	080829	ACUNA, BLAS	326 FIG DR	1.00	69.06	168.02	75.00	06/04/21
60	081811	ROJAS, MARIA / PABLO	3006 INDIANA ST	1.00	66.57	167.82	75.58	05/13/21
61	080741	GUERRERO, KARINA	4701 VINE LN	251.00	59.15	167.65	85.00	06/17/21
62	081044	CASTILLO, AUDELIA	112 BROADMORE DR	76.00	66.51	167.04	95.00	06/28/21

Fort Bend FWSD No. 1

30 Day Delinquent Report

July-21

Updated as of July 6, 2021

141

	ACCOUNT NO.	CUSTOMER NAME	SERVICE ADDRESS	DEPOSIT	ARREARS	BALANCE	Most Recent Payment	Payment Date
63	080445	MARTINEZ, VERONICA	2803 CALIFORNIA ST #2	100.00	73.41	165.83	68.55	06/23/21
64	080539	RODRIGUEZ, MAURICIO & SANDRA S.	618 DAVIS	1.00	73.23	165.47	66.57	05/14/21
65	148630	LAZO, KENIA A LOPEZ	4730 FAIRHILL AVE	100.00	64.27	164.89	100.00	06/18/21
66	081464	HUERTA, CARLOS	621 S LOCUST RD	275.00	64.67	163.17	82.05	05/18/21
67	081068	MENDOZA, ISIDRO CASTILLO	119 COLLEGE DR	1.00	63.45	161.85	156.42	05/07/21
68	081034	TRISTAN, FRANCISCO	211 VIRGINIA DR	1.00	100.00	161.00	51.00	06/11/21
69	081617	MEJIA CESAR & DAMARIS	3606 LAVERNE ST	76.00	68.46	160.79	82.33	06/16/21
70	080686	REVILLA, DANIEL	4419 CAMELIA LN	1.00	75.58	159.71	63.32	05/27/21
71	154472	CORREA, MARIA T.	702 MYRTLE AVE	100.00	66.57	158.81	57.56	05/08/21
72	080524	MILLER, MICHAEL	4219 MARK TERRACE	1.00	71.06	156.63	75.43	06/19/21
73	080877	CASTILLO, ANTONIO	108 BROADMORE ST	426.00	78.10	154.20	100.00	06/01/21
74	080532	GAINES, LARRY	234 BROADMORE DR	100.00	61.35	151.88	79.29	06/16/21
75	080528	PAEZ, CRISTINA	4119 LILLY ST	75.00	43.02	150.91	80.00	06/10/21
76	138679	LOREDO, ANGEL	805 E PALM ST	150.00	57.56	148.90	133.14	05/05/21
77	081001	BAILEY, DELISA	4519 BRYAN AVE	1.00	70.02	146.04	264.94	05/13/21
78	174152	QUINONES, JASMINE	311 RENFRO-BURFORD RD	100.00	60.61	141.67	3,806.12	06/17/21
79	081033	ROBERT, HERMAN L.	210 VIRGINIA DR	76.00	60.02	141.53	66.02	06/14/21
80	081582	PLATA, STEFANIE	3709 INEZ ST	636.00	49.39	141.39	68.55	06/28/21
81	140707	MEDRANO, JAVIER	106 CRESCENT DR	75.00	60.02	140.55	70.98	05/14/21
82	080929	LUNA, JUAN A.	339 FIG DR	1.00	60.02	140.55	64.53	05/10/21
83	080932	MOORE, PAMELA D EVANS	4623 BRYAN AVE	1.00	60.02	136.04	60.02	05/05/21
84	080607	OSORIO, ARACELI ALCANTAR	535 BROADMORE DR	1.00	60.02	136.04	64.53	05/13/21
85	080823	GONZALEZ, CESAR PAEZ &	631 WALNUT AVE	1.00	63.23	134.94	40.00	05/15/21
86	081075	LEOS, VALENTIN	138 COLLEGE ST	276.00	60.02	131.53	163.68	04/30/21
87	120774	PETRA ALVAREZ	4107 VERMONT ST	1.00	48.55	130.97	53.41	06/11/21
88	081943	KENDRICK JR, WALTER	3407 CALIFORNIA ST	100.00	57.56	130.88	197.20	05/11/21
89	080820	CERON, NOEMI	630 MULBERRY AVE	101.00	57.56	130.88	66.57	05/11/21
90	081072	CASTILLO, APOLINAR	127 COLLEGE ST	201.00	55.51	126.57	570.70	05/04/21
91	081789	PEREZ, JESUS	3203 ILLINOIS RD	1.00	61.78	125.19	60.00	05/25/21
92	120726	CECILIA DIMAS	642 A REDWOOD AVE	1.00	66.57	124.77	116.11	05/13/21
93	081818	AGUILAR, ROBERT	3217 INDIANA ST	76.00	49.39	124.38	38.55	06/14/21
94	081362	ROJAS, DIANA	1703 AVENUE A	200.00	51.70	124.12	41.54	05/14/21
95	081435	MORA, ELIZABETH	3707 EDIE ST	625.00	55.77	122.85	112.61	06/15/21
96	080752	LEBOURGEOIS, JACOB	4811 BRYAN AVE	75.00	55.51	122.06	254.06	04/27/21
97	081383	RODRIGUEZ, JUAN	20645 S POST OAK BLVD	75.00	53.47	121.98	54.53	06/28/21
98	080597	ROMERO, INDIRA MALDONADO	626 TEAKWOOD AVE	1.00	57.56	121.87	106.11	04/24/21
99	081222	VASQUEZ, JUDITH	19919 S POST OAK BLVD	1.00	48.55	120.97	37.98	05/17/21
100	080447	PABLO ESTRADA	714 EVERGREEN ST	75.00	48.55	120.97	106.11	05/07/21
101	134672	EMILIANO GARCIA	4002 EMERALD LN	75.00	48.55	120.97	73.23	05/18/21
102	080680	PEREZ, STEVEN	626 MYRTLE AVE	151.00	48.55	119.97	131.78	05/24/21
103	081476	MENDOZA, MARIA	3198 1/2 MARYLAND ST	467.98	47.56	119.88	203.41	04/29/21
104	080478	ALDACO, JORGE	4434 GARDENIA LN	75.00	51.00	117.10	56.10	05/17/21
105	080799	LOPEZ, JUAN CHAVELO	539 TEAKWOOD AVE	1.00	57.56	114.86	206.46	04/16/21
106	081406	LOPEZ, RIGOBERTO	3707 RITA ST	75.00	41.54	113.25	48.55	05/12/21
107	080909	DE LO SANTOS, JOE L.	122 E SYCAMORE	101.00	66.57	113.25	397.90	04/21/21
108	120110	LOPEZ HUESCA, DENIS M.	20003 S POST OAK BLVD	100.00	41.54	113.25	53.41	05/17/21
109	081120	RODRIGUEZ, ARACELI HESTER	718 MAPLE ST	101.00	48.55	111.96	97.10	04/16/21
110	080738	FLECK, GREGORY	4322 BILLY LANE	1.00	35.47	110.00	64.53	06/29/21
111	081503	BONIER JANICE	3822 1/2 KANSAS	175.00	57.56	107.85	167.04	05/03/21
112	081245	MILLER, MICHAEL	2440 1/2 NAIL RD	150.00	41.54	104.24	57.56	04/26/21
113	080770	SOLANO, JOSE GUADALUPE	534 CYPRESS AVE	1.00	41.54	104.24	41.54	05/11/21
114	080779	CABRERA, DOMINGO S	710 TEAKWOOD AVE	0.00	41.54	104.24	90.09	05/07/21
115	164023	CABANAS, JOE	4014 EMERALD LN	150.00	57.56	103.34	25.51	05/10/21
116	081583	HERNANDEZ, JUAN	3623 LOUISE ST	100.00	39.24	101.71	55.00	05/28/21
117	081389	SANTOS, LILIANA	3103 ILLINOIS RD	100.00	30.02	100.57	73.59	05/27/21
118	116813	ENEDINO GOMEZ & MARINA RAMIREZ	703 MAPLE AVE	75.00	37.98	99.98	34.53	05/14/21
119	081715	ARREZ, SAMUEL B	3019 MARYLAND ST	75.00	48.55	97.94	83.08	04/28/21
120	148629	SOLANO, TOMASA	4427 MISTLETOE LN	100.00	41.54	97.23	125.12	05/12/21
121	150311	TRAN, VU	20641 S POST OAK BLVD	100.00	34.53	96.53	97.10	04/19/21
122	080928	ANTONIO, JASSO	3514 KANSAS ST	75.00	41.54	96.23	111.96	05/17/21
123	081547	RINCON JORGE A.	703 W JASMINE ST	1.00	45.04	94.07	50.00	05/21/21
124	080660	GUEVARA, ALDO	718 WALNUT AVE	350.00	30.02	91.57	162.10	04/15/21

Fort Bend FWSD No. 1

30 Day Delinquent Report

July-21

Updated as of July 6, 2021

141

	ACCOUNT NO.	CUSTOMER NAME	SERVICE ADDRESS	DEPOSIT	ARREARS	BALANCE	Most Recent Payment	Payment Date
125	080479	ALCANTAR, YOBANI	722 CLEO ST	75.00	41.54	90.22	76.07	04/15/21
126	081228	FLORES, ADOLF	3322 NAIL RD	101.00	42.08	89.82	30.00	06/04/21
127	147114	MARTINEZ, MIRIAN	647 REDWOOD AVE	100.00	34.53	89.52	74.55	05/12/21
128	099887	BAYMUNDO VILLALOBOS	4407 IVY LN	1.00	25.51	86.61	41.54	05/06/21
129	080672	PINA, PASCUALA ALVAREZ	4423 MISTLETOE LN	1.00	30.02	84.56	55.53	05/05/21
130	081708	FONSECA, MARIA E & ARTEMIO	3110 MARYLAND ST	76.00	34.53	82.51	34.53	05/05/21
131	081425	CHAVEZ, RIGOBERTO	3314 ILLINOIS RD	175.00	33.02	80.55	94.06	05/14/21
132	081723	TESCA, MAURICE A	3315 MARYLAND ST	76.00	30.02	77.55	166.15	04/19/21
133	123900	KAMISHA SIMIEN	1602 AVE A	75.00	30.02	73.04	121.58	04/23/21
134	080457	URIBE, GABRIEL A.	3107 OHIO ST	100.00	30.02	68.53	25.51	04/29/21
135	080592	GUEVARA, JOSE A	734 WALNUT AVE	175.00	34.17	68.17	41.54	05/14/21
136	080667	VEGA, JOSE RIOS &	4426 GARDENIA LN	1.00	25.51	68.08	55.53	04/25/21
137	080772	GOMEZ, CONCEPCION ROMERO	4311 IVY LANE	0.00	57.56	67.56	63.32	07/06/21
138	080676	BALTAZAR, BENITO	634 MAPLE AVE	76.00	25.51	63.57	25.51	05/13/21
139	080600	ROMERO, LUSIA	530 REDWOOD AVE	1.00	55.51	61.00	61.06	07/06/21
140	123926	MORUA, EZEQUIEL & MARIA	20731 S POST OAK BLVD	75.00	25.51	59.06	13.53	04/26/21
141	154473	MORALES-DIAZ, JESUS	1410 AVE A	100.00	25.51	59.06	204.23	04/19/21
				14,489.43	10,603.07	24,277.50	20,379.40	

FWSD#1 Interconnect w/COA

Day	FWSD#1 IC w/ COA	Daily Flow	Well Reads @ WP	Daily Flow
5/1/2021	160932	98	814430	296
5/2/2021	161030	98	814726	502
5/3/2021	161128	77	815228	292
5/4/2021	161205	92	815520	430
5/5/2021	161297	91	815950	462
5/6/2021	161388	100	816412	337
5/7/2021	161488	122	816749	434
5/8/2021	161610	105	817183	387
5/9/2021	161715	103	817570	421
5/10/2021	161818	110	817991	436
5/11/2021	161928	99	818427	428
5/12/2021	162027	99	818855	436
5/13/2021	162126	101	819291	405
5/14/2021	162227	96	819696	315
5/15/2021	162323	96	820011	571
5/16/2021	162419	96	820582	282
5/17/2021	162515	86	820864	284
5/18/2021	162601	93	821148	417
5/19/2021	162694	82	821565	422
5/20/2021	162776	116	821987	436
5/21/2021	162892	93	822423	266
5/22/2021	162985	93	822689	485
5/23/2021	163078	94	823174	391
5/24/2021	163172	84	823565	275
5/25/2021	163256	92	823840	405
5/26/2021	163348	85	824245	440
5/27/2021	163433	91	824685	429
5/28/2021	163524	93	825114	270
5/29/2021	163617	94	825384	419
5/30/2021	163711	94	825803	378
5/31/2021	163805	94	826181	362
6/1/2021	163899	110	826543	442

*meter is read M-F during normal business hours, weekend reads are calculated.

FWSD#1 Interconnect w/COA

Day	FWSD#1 IC w/ COA	Daily Flow	Well Reads @ WP	Daily Flow
6/1/2021	163899	110	826543	442
6/2/2021	164009	85	826985	403
6/3/2021	164094	107	827388	427
6/4/2021	164201	73	827815	266
6/5/2021	164274	128	828081	576
6/6/2021	164402	63	828657	258
6/7/2021	164465	119	828915	304
6/8/2021	164584	88	829219	489
6/9/2021	164672	88	829708	374
6/10/2021	164760	95	830082	424
6/11/2021	164855	80	830506	279
6/12/2021	164935	101	830785	431
6/13/2021	165036	107	831216	429
6/14/2021	165143	94	831645	430
6/15/2021	165237	87	832075	426
6/16/2021	165324	104	832501	448
6/17/2021	165428	85	832949	465
6/18/2021	165513	120	833414	451
6/19/2021	165633	91	833865	464
6/20/2021	165724	88	834329	439
6/21/2021	165812	91	834768	326
6/22/2021	165903	86	835094	383
6/23/2021	165989	89	835477	432
6/24/2021	166078	117	835909	371
6/25/2021	166195	104	836280	371
6/26/2021	166299	104	836651	424
6/27/2021	166403	104	837075	424
6/28/2021	166507	85	837499	426
6/29/2021	166592	115	837925	417
6/30/2021	166707	94	838342	391
7/1/2021	166801	79	838733	300

*meter is read M-F during normal business hours, weekend reads are calculated.

2019 COA Sewer Meter Reads

Day	COA Sewer Reads	Daily Flow (in GPD)
5/1/2021	20953152	140,800
5/2/2021	21093952	140,800
5/3/2021	21234752	90,280
5/4/2021	21325032	93,160
5/5/2021	21418192	88,256
5/6/2021	21506448	87,272
5/7/2021	21593720	86,352
5/8/2021	21680072	85,264
5/9/2021	21765336	94,552
5/10/2021	21859888	78,072
5/11/2021	21937960	84,072
5/12/2021	22022032	84,128
5/13/2021	22106160	84,744
5/14/2021	22190904	85,192
5/15/2021	22276096	85,192
5/16/2021	22361288	85,192
5/17/2021	22446480	131,184
5/18/2021	22577664	378,376
5/19/2021	22956040	310,624
5/20/2021	23266664	144,728
5/21/2021	23411392	115,186
5/22/2021	23526578	115,187
5/23/2021	23641765	115,187
5/24/2021	23756952	222,736
5/25/2021	23979688	114,184
5/26/2021	24093872	108,040
5/27/2021	24201912	103,112
5/28/2021	24305024	115,648
5/29/2021	24420672	115,648
5/30/2021	24536320	115,648
5/31/2021	24651968	115,648
6/1/2021	24767616	103,352
		122,432
% based on allotted capacity 250,000 gpd		49%

2019 COA Sewer Meter Reads

Day	COA Sewer Reads	Daily Flow (in GPD)
6/1/2021	24767616	103,352
6/2/2021	24870968	72,184
6/3/2021	24943152	303,392
6/4/2021	25246544	226,192
6/5/2021	25472736	163,048
6/6/2021	25635784	79,920
6/7/2021	25715704	93,816
6/8/2021	25809520	132,984
6/9/2021	25942504	70,984
6/10/2021	26013488	91,472
6/11/2021	26104960	75,184
6/12/2021	26180144	84,136
6/13/2021	26264280	90,488
6/14/2021	26354768	83,840
6/15/2021	26438608	88,104
6/16/2021	26526712	93,816
6/17/2021	26620528	79,496
6/18/2021	26700024	101,608
6/19/2021	26801632	78,640
6/20/2021	26880272	75,568
6/21/2021	26955840	92,472
6/22/2021	27048312	97,672
6/23/2021	27145984	92,216
6/24/2021	27238200	90,216
6/25/2021	27328416	91,498
6/26/2021	27419914	91,499
6/27/2021	27511413	91,499
6/28/2021	27602912	167,432
6/29/2021	27770344	128,724
6/30/2021	27899068	81,564
7/1/2021	27980632	121,432
		107,431
% based on allotted capacity 250,000 gpd		43%

**MINUTES OF THE MEETING OF
FORT BEND COUNTY FRESH WATER SUPPLY DISTRICT NO. 1**

June 17, 2021

STATE OF TEXAS

COUNTY OF FORT BEND

The Board of Supervisors (the “Board”) of Fort Bend County Fresh Water Supply District No. 1 of Fort Bend County, Texas (the “District”), met in regular session, open to the public, on Thursday, June 17, 2021, at 6:00 p.m., via video and telephonic conference, as permitted by the March 16, 2020, Declaration by the Governor of the State of Texas which suspended certain provisions of Chapter 551, Texas Government Code. The roll was called of the members of the Board, to wit:

Paul Hamilton	President
Rosa Linda Medina	Vice-President
Calvin Casher	Secretary
Rodrigo Carreon	Assistant Secretary
Erasto Vallejo	Assistant Secretary

All members of the Board were present, thus constituting a quorum.

Also present at the meeting were: Natalie Galgano with Municipal Accounts & Consulting, LP, the District’s Bookkeeper (“MAC”); David Dybala with Jacobs Engineering Group, Inc. (“Jacobs”), the District’s Engineer; Bruce Dubiel with Environmental Development Partners (“EDP”), the District’s Operator; Greg Fleck, the District’s Tax Assessor/Collector; and Michael R. Willis of Sanford Kuhl Hagan Kugle Parker Kahn LLP (“SK Law”), the District’s Attorney.

The meeting was called to order at 6:04 p.m. and the following business was transacted.

1. HEAR FROM PUBLIC (MATTERS ON THE AGENDA)

The Board noted there were no members of the public present who wished to address the Board concerning matters on the agenda at this time.

2. DISCUSS PROVISION OF ADDITIONAL WATER CAPACITY TO CITY OF ARCOLA

The Board considered the request of the City of Arcola (“CoA”) for additional and recognized Mr. Willis who discussed a proposed agreement for temporary provision of water for 125 additional connections, as authorized at previous meetings. Mr. Willis reviewed the key terms of the agreement, which included the calculation of the base fee of \$1,500 per month, plus fixed and variable operational costs and North Fort Bend Regional Water Authority fees, to fully reimburse the District for any and all costs arising from provision of the additional water connections to CoA and the schedule and temporary wastewater treatment plant capacity reservation set forth for required progress by CoA in completion of its wastewater treatment plant expansion. Mr. Willis also discussed the requirement for CoA to submit an application to the Texas Commission on Environmental Quality to re-rate the wastewater treatment plant from 350 gpd per connection to 250 gpd per connection or less.

Upon motion duly made by Supervisor Casher, seconded by Supervisor Medina, the Board voted unanimously to approve the proposed agreement, and authorize Mr. Willis to submit the agreement to CoA for review.

3. BOOKKEEPER'S REPORT

The Board then considered the Bookkeeper's Report presented by Ms. Grimes, a copy of which is on file in the official records of the District, and the invoices and checks presented for payment as follows:

A. Approval of Bills.

The Board reviewed the bills presented for payment, including the invoices discussed in more detail under the Engineer's Report.

B. Review Investment Report.

The Board reviewed the investment report.

C. Review Collateral Pledge Report.

The Board reviewed the Collateral Pledge report.

Upon motion duly made by Supervisor Casher, seconded by Supervisor Medina, the Board voted unanimously to approve the Bookkeeper's Report, as presented, and authorize the payment of the checks and invoices listed therein, including the invoices discussed under the Engineer's Report.

4. TAX REPORT

The Board recognized Mr. Fleck who then presented the Tax Report, a copy of which is on file in the official records of the District.

Upon motion duly made by Supervisor Medina, seconded by Supervisor Casher, the Board voted unanimously to approve the Tax Report, as presented.

5. ENGINEER'S REPORT

The Board recognized Mr. Dybala, who then presented the Engineer's Report, a copy of which is on file in the official records of the District, and is excerpted below:

(a) Report on status of projects:

i) Water Plant #1 Recoat Work

- EDP has completed the welding repair of the westernmost HPT...EDP to provide update regarding a) touchup painting work of westernmost HPT, b) placement of westernmost HPT back into service, and c) isolating and draining easternmost HPT so A&H Coating Services, LLC can complete their recoating work of the internal surface of the easternmost HPT
- Anticipate all work being completed in next couple of months

ii) Water Plant #2

- B-5 Construction Co. is in process of completing earthwork at water plant site and starting to work on foundations for various components of the water plant site...Contractor has completed the installation of the off-site waterline and a portion

- of the on-site waterline and is coordinating with EDP regarding the connection of this newly installed waterline with the District's water distribution system
- Request Board's approval of Invoice No. 3 from Terracon for material testing services for \$4,000.00
- Anticipate construction being completed by mid-2022
- District Est. Water Conn. Timeline (FBCFWSD#1 WP#1 Conn. Capacity = 1,875)
 - End of 2021 = 1,716
 - Mid 2022 = 1,750
- iii) Gateway Acres Subdivision Wastewater Collection System
 - Construction plans are being completed...anticipate in July plans being submitted to the FBC, CoH, and TCEQ for comment/approval
- iv) Fresno Ranchos Subdivision Wastewater Lift Station and Force Main
 - Construction plans are being completed...anticipated in July plans being submitted to the FBC, CoH, and TCEQ for comment/approval
- v) Gateway Acres Subdivision Wastewater Plumbing Contract
 - townhall meetings will be conducted once Projects "iii" and "iv" are being advertised or under construction, which is anticipated to 4thQ of this year

(b) Authorize Engineer to Prepare Plans and Specifications for Water/Wastewater Projects

- no action items

(c) Report on status of project funding and take necessary action related thereto.

- Project One-Year Warranty Expiration Dates
 - Fresno Gardens N Sub WW Collection System...06/17/2021
 - Fresno Gardens N Sub WW Plumbing Project...01/15/2022
- 2015 TWDB DFUND Loan...remaining funds will be used for the Water Plant No. 2 project
- 4th TWDB DFUND Loan (\$1.745M)...funds will be used to complete the Water Plant No. 2 project
- 2021 TCEQ Loan (estimated at \$10.45M) – draft BAR was provided to DA and FA in mid-May...comments have been provided by FA and Jacobs is waiting for comments from the DA in order to finalize report...once their comments have been fully addressed, the BAR will be submitted to the TCEQ for their review and approval...funds from the BAR are needed to fund the completion of a) Gateway Acres Sub WW Collection System project b) Fresno Ranchos Sub LS and FM project, and c) CoA WWTP Expansion project
 - FBC CDBG Funds...will pursue funding source for future plumbing projects...reapply for funds in Sept after census completed

(d) Projections for District Water and Wastewater Projects

- request Board approval to update information every January and July

(e) Discuss Emergency Preparedness Plan and take any necessary action related thereto

- review EPP in April each year to determine if any updates are required

(f) Status of Non-Residential Applications for Water Service –

Currently 44 Non-Residential Connections:	
4320 Doreen Avenue (Multi-Family Dwelling)	La Fresno Food Mart
293 Teakwood Avenue (Multi-Family Dwelling)	Lou's Back Porch
297 Teakwood Avenue (Multi-Family Dwelling)	LT No Limits
Church of God of Prophecy	Mustang Community Center

Crossroad Market	MVP Auto Parts (Domestic & FW)
Dollar General	New Quality Life Ministries (Church)
Enriquez Tire Shop (East Palm)	New Quality Life Ministries (Restaurant)
FBC Water Connection at Water Plant	Papa Nick's BBQ Kitchen – Mobile Food Truck
First Baptist Church of Fresno (Domestic & FW)	PMC International Tire Shop
Fresno Market – FM521 (Domestic & Irrigation)	Richard Martini-Rental Livestock Pasture
Fresno Motor	Robbins Nest for Children (Domestic & FW)
Fresno Mount Corinth Baptist Church	St. James Knanaya Church – Fire Tap
Fresno Volunteer Fire Department	St. Peters & St. Pauls Orthodox Church of Houston
F&R Tax	Swingby#3 Gas Station (Domestic & Irrigation)
Gulf Coast LP Gas Company	Televue Terrace Subdivision Lift Station
HEFCO Enterprises	Tiny Toes Academy
Iglesia Bautista Del Calvario Church	Tire Shop at 1739A Trammel Fresno
Iglesia Principe De Paz Church	Valero Gas Station
Interconnect with City of Arcola	Welcome Foods
Interconnect with FBCMUD23	

Connections Pending	
Quality Paint and Body (Pecan Street)	
- EDP to provide update regarding connection	
General Office Space (514 Pecan Street)	
- EDP to provide update regarding connection	
Fresno Gym (3941 FM 521)	
- EDP to provide update regarding connection	

Processing Application	
St. James Knanaya Church (Ave C)	
- waiting for customer to provide plumber's info...informed customer that application is over a year old...per customer, they have had issues with FBC approving drainage plan for site, but should have plans approved in next couple to three months	
Fresno Food Mart (Trammel Fresno Rd)	
- present application to Board...waiting on all required docs to complete application (this is second application from customer as previous application had expired)	
Triplex Living Unit (327 Renfrow Burford Rd)	
- waiting for customer to provide plumber's info	

Status of Non-Residential Applications for Wastewater Service –

Currently 9 Non-Residential Connections:	
4320 Doreen Avenue (Multi-Family Dwelling)	Fresno Volunteer Fire Department
293 Teakwood Avenue (Multi-Family Dwelling)	Mustang Comm Center (<i>minus field bathrooms</i>)
297 Teakwood Avenue (Multi-Family Dwelling)	New Quality Life Ministries (Church)
Church of God of Prophecy	New Quality Life Ministries (Restaurant)
First Baptist Church of Fresno	

Connections Pending	
Quality Paint and Body (Pecan Street)	

- EDP to provide update regarding connection	
General Office Space (514 Pecan Street)	
- EDP to provide update regarding connection	
Processing Application	
Triplex Living Unit (327 Renfrow Burford Rd)	
- waiting for customer to provide plumber's info	

(g) Potential Emergency Water Interconnect with BCMUD21

- conducted phone conversation with LJA (Bill Ehler), engineer for BCMUD21, on December 2016 regarding potential emergency water interconnect between our districts
- possible location for interconnect would be at east end of Renfro Burford Road
- BCMUD21 would be interested in pursuing interconnect (50/50 cost split) once FBCFWSD#1 completes its 2nd Water Plant

(h) Status of New CoA WP – CoA anticipates water plant being completed by mid-2022

(i) Status of CoA WWTP Expansion Project (increasing capacity from 0.675 MGD to 0.95 MGD...the District would be receiving an additional 100,000 GPD through this expansion)

- DA is coordinating this matter with CoA, which consists of the DA working to secure documentation from CoA regarding overall project schedule, District's share of project costs, etc...

(j) FM521 Roadway Widening Project – 30% Utility Coordination meeting was conducted in November 2020...new roadway configuration within District will be a 4 lane, divided roadway with raised median, curb and gutter, with underground storm sewer lines, side swales, and sidewalk...project update 06/14/21 – anticipated schedule = 60% Utility Coordination meeting to be in July 2021...100% completed construction plans by the end of this year...coordinating necessary water and wastewater utility relocations by mid-2022...roadway widening project to start construction in 2023

Upon motion made by Supervisor Medina, seconded by Supervisor Casher, and after full discussion, the Board voted unanimously to approve Invoice No. 3 from Terracon, and approve the Engineer's Report, as presented.

6. OPERATOR'S REPORT/TERMINATION OF SERVICE

Next the Board recognized Mr. Dubiel, who submitted to and reviewed with the Board the Operator's Report, a copy of which is on file in the official records of the District.

A. Repairs to Water and Wastewater systems

Mr. Dubiel reported substantial system repairs and maintenance as follows:

- Installed residential taps and meters at seven locations;
- Installed a commercial tap for Quality Wrecker; and
- Performed annual maintenance on the generator.

Mr. Dubiel informed the Board the emergency weld repair to Hydro Tank #1 is complete.

Mr. Dubiel then informed the Board that the residents at 3308 Pennsylvania Street and 4734A S. Teague had requested a leak adjustment, and recommended an adjustment be given per the District's rate order in the amounts of \$60.00 and 291.00, respectively.

Mr. Dubiel informed the Board that GM Services completed the performance testing of the District's water well.

Mr. Dubiel stated that the annual consumer confidence report was mailed to customers on June 15th.

Mr. Dubiel noted that the Risk and Resilience Assessment in connection with the America's Water Infrastructure Act was complete.

B. Requests for Water Taps

Mr. Dubiel did not report any requests at this time.

C. Delinquent Water Accounts and Service Terminations

Mr. Dubiel provided a list of customers that received a delinquent letter by mail and are subject to disconnection of service.

Upon a motion duly made by Supervisor Carreon, seconded by Supervisor Casher, and after full discussion, the Board voted unanimously (i) to approve the Operator's Report and repairs to the water and wastewater system; and (ii) to approve the leak adjustments for 3308 Pennsylvania Street and 4734A S. Teague.

7. ATTORNEY'S REPORT

The Board recognized Mr. Willis, who presented the Attorney's report as follows:

A. Approval of Minutes

The proposed minutes of the meetings held on May 20, May 27, and June 10, 2021, were presented for approval.

Upon a motion made by Supervisor Carreon, seconded by Supervisor Casher, and after full discussion, the Board voted unanimously to approve the minutes of the May 20, May 27, and June 10, 2021 meetings as presented.

B. Discuss Regional Facilities Contract

Mr. Willis noted that no action was necessary in connection with this item.

C. Unclaimed Property Report

Mr. Willis next presented to and reviewed with the Board the Unclaimed Property Report, noting that the District's Bookkeeper identified \$709.39 in unclaimed funds.

Upon motion by Supervisor Carreon, seconded by Supervisor Casher, the Board voted unanimously to approve the Unclaimed Property Report. A copy of the Unclaimed Property Report is on file in the official records of the District.

D. Application for Approval of Bond Issue by the Texas Commission on Environmental Quality

Mr. Willis then presented to the Board an Application for Approval of Bond Issue by the Texas Commission on Environmental Quality (the “Application”) and an Order authorizing the Application (the “Order”).

Upon motion duly made by Supervisor Carreon, seconded by Supervisor Casher, the Board voted unanimously to approve the Application and the Order, copies of which are on file in the official records of the District.

8. REGIONAL PLANT COMMITTEE REPORT

Supervisor Hamilton then presented the Regional Plant Committee Report.

Upon a motion made by Supervisor Medina, seconded by Supervisor Carreon, and after full discussion, the Board voted unanimously to approve the Regional Plant Committee Report.

9. HEAR FROM THE PUBLIC.

The Board noted there were no members of the public present who wished to address the Board at this time.

There being no further business to come before the Board, upon a motion duly made and seconded, the Board voted unanimously to adjourn.

[THE REMAINDER OF THIS PAGE LEFT INTENTIONALLY BLANK.]

PASSED, ADOPTED, and APPROVED this _____.

Secretary

[SEAL]



MUNICIPAL

RISK MANAGEMENT GROUP, LLC

April 27, 2021

Fort Bend County Fresh Water & Sewer District No. 1
c/o Sanford Kuhl Hagan Kugle Parker Kahn LLP
1980 Post Oak Boulevard, Suite 1380
Houston, Texas 77056

Re: Annual Maintenance for Arbitrage Analysis Report originally dated June 5, 2012

Dear Board of Directors:

Listed below are the tax-exempt debt issues that Municipal Risk Management Group, LLC was asked by the Board to determine if any of the debt issues listed below may be subject to arbitrage rebate and/or yield restriction regulations, and to provide recommendations about performing an Arbitrage Rebate or Yield Restriction Report as determined by the IRS and your Attorney. As a review, arbitrage rebate payments are required to be submitted to the Internal Revenue Service Department of the US Treasury not less often than every fifth anniversary date of the delivery of the debt and within 60 days following the final maturity of the debt issue, or on such other dates required or permitted by applicable regulations. In addition, to the Arbitrage Rebate Requirements, there is another set of separate and distinct rules known as the Arbitrage Yield Restriction Requirements for Project (capital projects) Funds. Yield Restriction/Yield Reduction for these funds requires certain bond proceeds to be invested at or below the Materially Higher Yield (bond yield + .125%) during certain time periods. A Yield Restriction/Yield Reduction Payment Report is required; *if* there are any capital projects or acquisition proceeds of the tax-exempt debt remaining after the Temporary Period (normally 3 years after the delivery date) in excess of the minor portion (minor portion; the lesser of \$100,000 or 5% of the sale proceeds of the issue), and the return on investment is materially higher than the bond yield.

Control No. 1.00

\$6,935,000 Unlimited Tax Bonds, Series 2006A

Arbitrage Rebate:

- Subject to Arbitrage Rebate since the par value of the issue is greater than \$5,000,000. Arbitrage Compliance Specialists, Inc. completed the District's 5th Year and 10th Year Arbitrage Rebate Reports, and the resulting calculations identified that no investment earnings were owed to the U.S. Treasury. **A 15th Year Arbitrage Rebate Report will be due for this issue no later than sixty days after October 2, 2021. An engagement letter is attached for your consideration.**¹

Yield Restriction Analysis:

- No further action is required (Please see annual maintenance report dated May 15, 2018).

Control No. 2.00

\$5,035,000 Unlimited Tax Bonds, Series 2006B

- No further action is required (Please see annual maintenance report dated May 15, 2018).

Control No. 3.00

\$8,500,000 Unlimited Tax Bonds, Series 2008

Arbitrage Rebate:

- Subject to Arbitrage Rebate since the par value of the issue is greater than \$5,000,000. Arbitrage Compliance Specialists, Inc. completed the District's 5th Year and 10th Year Arbitrage Rebate Reports, and the resulting calculations identified that no investment earnings were owed to the U.S. Treasury. **A Final Year Arbitrage Rebate Report will be due for this issue no later than sixty days after May 21, 2021. An engagement letter is attached for your consideration.**

Yield Restriction Analysis:

- No further action is required (Please see annual maintenance report dated May 15, 2018).

¹ MRMG has established marketing and partnership roles with Arbitrage Compliance Specialists, Inc. in an effort to maximize value for our customers. As such, MRMG has been able to negotiate lower rates for its customers as a result of this relationship. Actual products or services promoted throughout this document may, under certain circumstances, provide financial compensation to MRMG.

Control No. 4.00

\$5,285,000 Unlimited Tax Bonds, Series 2010

Arbitrage Rebate:

- Subject to Arbitrage Rebate since the par value of the issue is greater than \$5,000,000. Arbitrage Compliance Specialists, Inc. completed the District's 5th Year Arbitrage Rebate Report, and the resulting calculations identified that no investment earnings were owed to the U.S. Treasury. A Final Year Arbitrage Rebate Report will be due for this issue no later than sixty days after August 15, 2022.

Yield Restriction Analysis:

- No further action is required (Please see annual maintenance report dated April 28, 2020).

Control No. 5.00

\$600,000 Unlimited Tax Bonds, Series 2010A

Arbitrage Rebate:

- Subject to Arbitrage Rebate, because the amount of bonds issued during the calendar year exceeded \$5,000,000 (Series 2010 - \$5,285,000 and Series 2010A - \$600,000). Arbitrage Compliance Specialists, Inc. completed the District's 5th Year and 10th Year Arbitrage Rebate Reports, and the resulting calculations identified that no investment earnings were owed to the U.S. Treasury. A 15th Year Arbitrage Rebate Report will be due for this issue no later than sixty days after June 14, 2025.

Yield Restriction Analysis:

- No further action is required. (Please see the original report dated June 5, 2012.)

Control No. 6.00

\$8,000,000 Unlimited Tax Bonds, Series 2015

Arbitrage Rebate:

- Subject to Arbitrage Rebate since the par value of the issue is greater than \$5,000,000. Arbitrage Compliance Specialists, Inc. completed the District's 5th Year Arbitrage Rebate Report, and the resulting calculations identified that no investment earnings were owed to the U.S. Treasury. A 10th Year Arbitrage Rebate Report will be due for this issue no later than sixty days after October 7, 2025.

Yield Restriction Analysis:

- Subject to Yield Restriction because the project proceeds were not spent below the minor portion of \$100,000 prior to the end of the temporary period (October 7, 2018). The remaining funds did not earn a rate of return higher than the bond yield 3.9602% (3.8352% + 0.125%); therefore, a Yield Restriction / Yield Reduction Report is not required for the two-year study period ending October 7, 2020. However, as of April 15, 2021, \$2,144,859.37 remained for this issue. If the remaining funds earns a rate of return higher than the bond yield prior to being spent below the minor portion, a Yield Restriction / Yield Reduction Report may be required for the five-year study period ending October 7, 2025.

Control No. 7.00

\$4,430,000 Unlimited Tax Refunding Bonds, Series 2016

Arbitrage Rebate:

- Subject to Arbitrage Rebate since the maturity date of the Series 2015 bonds and the issuance date of the bonds being refunded is greater than 30 years. Arbitrage Compliance Specialists, Inc. completed the District's 5th Year Arbitrage Rebate Report, and the resulting calculations identified that no investment earnings were owed to the U.S. Treasury. A 10th Year Arbitrage Rebate Report will be due for this issue no later than sixty days after March 22, 2026.

Yield Restriction Analysis:

- Not applicable to refunding issues.

Control No. 8.00

\$5,365,000 Unlimited Tax Refunding Bonds, Series 2017

Arbitrage Rebate:

- Subject to Arbitrage Rebate since the par value of this bond issue exceeds \$5,000,000. A 5th Year Arbitrage Rebate Report will be due for this bond issue no later than sixty days after September 21, 2022.

Yield Restriction Analysis:

- Not applicable to refunding issues.

Control No. 9.00

\$1,745,000 Unlimited Tax Bonds, Series 2019

Arbitrage Rebate:

- Not subject to Arbitrage Rebate since this issue meets the small issuer exception.

Yield Restriction Analysis:

- Yield Restriction may be required if the capital project proceeds are not spent below the minor portion of \$87,250 prior to the end of the temporary period (October 29, 2022). As of April 14, 2021, \$1,670,878.61 remained for this issue.

Control No. 10.00

\$4,850,000 Unlimited Tax Refunding Bonds, Series 2020

Arbitrage Rebate:

- Not subject to Arbitrage Rebate since this issue meets the small issuer exception.

Yield Restriction Analysis:

- Not applicable to refunding issues.

Sincerely,

Municipal Risk Management Group, LLC

A handwritten signature in dark ink, appearing to read "Cory Burton", is written over a horizontal line.

Cory Burton

Form **8038-G**

(Rev. September 2018)

Department of the Treasury
Internal Revenue Service**Information Return for Tax-Exempt Governmental Bonds**► Under Internal Revenue Code section 149(e)
► See separate instructions.Caution: If the issue price is under \$100,000, use Form 8038-GC.
► Go to www.irs.gov/F8038G for instructions and the latest information.

OMB No. 1545-0720

Part I Reporting Authority

1 Issuer's name FORT BEND COUNTY FRESH WATER SUPPLY DISTRICT NO. 1		If Amended Return, check here <input type="checkbox"/>	
3a Name of person (other than issuer) with whom the IRS may communicate about this return (see instructions) MICHAEL R. WILLIS, BOND COUNSEL		2 Issuer's employer identification number (EIN) 76-0661599	
4 Number and street (or P.O. box if mail is not delivered to street address) 1980 POST OAK BOULEVARD		3b Telephone number of other person shown on 3a 713-850-9000	
Room/suite 1380		5 Report number (For IRS Use Only) 3	
6 City, town, or post office, state, and ZIP code HOUSTON, TEXAS 77056		7 Date of issue May 28, 2020	
8 Name of issue UNLIMITED TAX REFUNDING BONDS, SERIES 2020		9 CUSIP number 34677L	
10a Name and title of officer or other employee of the issuer whom the IRS may call for more information (see instructions)		10b Telephone number of officer or other employee shown on 10a	

Part II Type of Issue (enter the issue price). See the instructions and attach schedule.

11	Education	11		
12	Health and hospital	12		
13	Transportation	13		
14	Public safety	14		
15	Environment (including sewage bonds)	15		
16	Housing	16		
17	Utilities	17	4,855,458	90
18	Other. Describe ►	18		
19a	If bonds are TANs or RANs, check only box 19a			
19b	If bonds are BANs, check only box 19b			
20	If bonds are in the form of a lease or installment sale, check box			

Part III Description of Bonds. Complete for the entire issue for which this form is being filed.

	(a) Final maturity date	(b) Issue price	(c) Stated redemption price at maturity	(d) Weighted average maturity	(e) Yield
21	08/15/2039	\$ 4,855,458.90	\$	10.2118 years	2.9109 %

Part IV Uses of Proceeds of Bond Issue (including underwriters' discount)

22	Proceeds used for accrued interest	22	10,373	44
23	Issue price of entire issue (enter amount from line 21, column (b))	23	4,855,458	90
24	Proceeds used for bond issuance costs (including underwriters' discount)	24	222,735	00
25	Proceeds used for credit enhancement	25	18,926	53
26	Proceeds allocated to reasonably required reserve or replacement fund	26	0	00
27	Proceeds used to refund prior tax-exempt bonds. Complete Part V	27	4,611,166	89
28	Proceeds used to refund prior taxable bonds. Complete Part V	28	0	00
29	Total (add lines 24 through 28)	29	4,852,828	42
30	Nonrefunding proceeds of the issue (subtract line 29 from line 23 and enter amount here)	30	2,630	48

Part V Description of Refunded Bonds. Complete this part only for refunding bonds.

31	Enter the remaining weighted average maturity of the tax-exempt bonds to be refunded	10.7335	years
32	Enter the remaining weighted average maturity of the taxable bonds to be refunded	0	years
33	Enter the last date on which the refunded tax-exempt bonds will be called (MM/DD/YYYY)	08/15/2020	
34	Enter the date(s) the refunded bonds were issued ► (MM/DD/YYYY)		

For Paperwork Reduction Act Notice, see separate instructions.


Cal. No. 63773S

08/21/2008 & 03/30/2010

Form 8038-G (Rev. 9-2018)

Part VI Miscellaneous

35	Enter the amount of the state volume cap allocated to the issue under section 141(b)(5)	35	
36a	Enter the amount of gross proceeds invested or to be invested in a guaranteed investment contract (GIC). See instructions	36a	
b	Enter the final maturity date of the GIC ► (MM/DD/YYYY)		
c	Enter the name of the GIC provider ►		
37	Pooled financings: Enter the amount of the proceeds of this issue that are to be used to make loans to other governmental units	37	
38a	If this issue is a loan made from the proceeds of another tax-exempt issue, check box ► <input type="checkbox"/> and enter the following information:		
b	Enter the date of the master pool bond ► (MM/DD/YYYY)		
c	Enter the EIN of the issuer of the master pool bond ►		
d	Enter the name of the issuer of the master pool bond ►		
39	If the issuer has designated the issue under section 265(b)(3)(B)(i)(III) (small issuer exception), check box		<input checked="" type="checkbox"/>
40	If the issuer has elected to pay a penalty in lieu of arbitrage rebate, check box		<input checked="" type="checkbox"/>
41a	If the issuer has identified a hedge, check here ► <input type="checkbox"/> and enter the following information:		
b	Name of hedge provider ►		
c	Type of hedge ►		
d	Term of hedge ►		
42	If the issuer has superintegrated the hedge, check box		<input type="checkbox"/>
43	If the issuer has established written procedures to ensure that all nonqualified bonds of this issue are remediated according to the requirements under the Code and Regulations (see instructions), check box		<input type="checkbox"/>
44	If the issuer has established written procedures to monitor the requirements of section 148, check box		<input checked="" type="checkbox"/>
45a	If some portion of the proceeds was used to reimburse expenditures, check here ► <input type="checkbox"/> and enter the amount of reimbursement		
b	Enter the date the official intent was adopted ► (MM/DD/YYYY)		

Signature and Consent	Under penalties of perjury, I declare that I have examined this return and accompanying schedules and statements, and to the best of my knowledge and belief, they are true, correct, and complete. I further declare that I consent to the IRS's disclosure of the issuer's return information, as necessary to process this return, to the person that I have authorized above.			
	 Signature of issuer's authorized representative	5-28-2020 Date	Paul Hamilton - President Type or print name and title	

Paid Preparer Use Only	Print/Type preparer's name	Preparer's signature	Date	Check <input type="checkbox"/> if self-employed	PTIN
	Firm's name ►			Firm's EIN ►	
	Firm's address ►			Phone no. ►	

Control No. 10.00**\$4,850,000 Unlimited Tax Refunding Bonds, Series 2020**

Issue Date	<u>5/28/2020</u>	
End of Temporary Period	<u>NA</u>	
Bond Proceeds	<u>\$4,855,458.90</u>	See Attached form 8038-G
Minor Portion (Lesser of \$100,000 or 5% of Par)	<u>\$100,000.00</u>	
Construction Fund Balance as of 12/31/17	<u>NA</u>	See Fund Balance Report
Subtract any bond proceeds and nonbond proceeds funded by any sources other than the bond you are currently working on between the issue date and the end of the temporary period.	<u>NA</u>	
Total Amount Attributable to this Issue	<u>NA</u>	

Small Issuer Criteria**No = Subject**

- | | |
|---|-----|
| 1. Taxing Powers | Yes |
| 2. Governmental Debt (Indicated by "G" on the Form 8038-G) | Yes |
| 3. 95% of Bond Proceeds Spent within the Authorities Boundaries | Yes |
| 4. PAR Value is Under \$5,000,000 | Yes |
| 5. Total of Tax-exempt debt in the Calendar Year of Issuance is Less than \$5,000,000 | Yes |

Additional Requirements for Refunding Bonds:

- | | | |
|---|-------------|-------------|
| 6. Weighted average maturity of the bond is less than the bonds being refunded | Yes | |
| 7. The maturity date of the bonds and the issuance date of the bonds being refunded is less than 30 yrs | Yes | |
| 8. The bonds that are being refunded (to be completed for all bonds that have been refunded): | | |
| 1. Taxing Powers | Series 2008 | Series 2010 |
| 2. Governmental Debt (Indicated by "G" on the Form 8038 G) | Yes | Yes |
| 3. 95% of Bond Proceeds Spent within Boundaries | Yes | Yes |
| 4. PAR Value is Under \$5,000,000 | No | No |
| 5. Total of Tax-exempt debt/Leases in the Calendar Year of Issuance is Less than \$5,000,000 | No | No |
| 6. Weighted average maturity of the bonds is less than the bonds being refunded | NA | NA |
| 7. The maturity date of the bonds and the issuance date of the bonds being refunded is less than 30 yrs | NA | NA |

Fort Bend County Fresh Water Supply District No. 1

Account Balances

As of April 16, 2020

Financial Institution (Acct Number)	Issue Date	Maturity Date	Interest Rate	Account Balance	Notes
Fund: Operating					
Certificates of Deposit					
INDEPENDENT BANK (XXXXX6741)	04/30/2019	04/29/2020	2.70 %	240,000.00	
PIONEER BANK (XXXXX2548)	05/28/2019	05/28/2020	2.65 %	240,000.00	
THIRD COAST BANK, SSB (XXXXX6605)	05/31/2019	05/30/2020	2.60 %	240,000.00	
BBVA USA-PREMIER (XXXXX1963)	07/02/2019	06/30/2020	2.50 %	240,000.00	
CADENCE BANK (XXXXX8177)	07/31/2019	07/31/2020	2.45 %	240,000.00	
PLAINS STATE BANK (XXXXX0811)	09/02/2019	09/02/2020	2.00 %	240,000.00	
SPIRIT OF TEXAS BANK (XXXXX6670)	09/30/2019	09/29/2020	2.45 %	240,000.00	
BANCORPSOUTH (XXXXX3088)	10/31/2019	10/30/2020	2.25 %	240,000.00	
VERITEX COMMUNITY BANK (XXXXX0266)	11/26/2019	11/25/2020	1.80 %	240,000.00	
COMMUNITY BANK OF TX (XXXXX1033)	01/02/2020	12/29/2020	2.00 %	240,000.00	
FRONTIER BANK (XXXXX2246)	01/24/2020	01/23/2021	1.90 %	240,000.00	
LONE STAR BANK (XXXXX2413)	02/25/2020	02/24/2021	1.98 %	240,000.00	
Money Market Funds					
TEXPOOL (XXXXX0001)	12/31/2017		0.51 %	3,673,814.95	
Checking Account(s)					
BBVA USA-CHECKING (XXXXX3071)			0.15 %	8,362.53	Compass Lockbox
BBVA USA-CHECKING (XXXXX0647)			0.15 %	234,157.89	Checking Account
Totals for Operating Fund:				\$6,796,335.37	
Fund: Capital Projects					
Money Market Funds					
BOK Financial (XXXXX01-1)	12/31/2017		0.88 %	2,084,619.97	SR 2015 - DFund
Checking Account(s)					
BBVA USA-CHECKING (XXXXX4829)			0.15 %	124,277.53	Checking Account
Totals for Capital Projects Fund:				\$2,208,897.50	
Fund: Debt Service					
Certificates of Deposit					
SPIRIT OF TX BANK - DEBT (XXXXX0152)	08/06/2019	08/02/2020	2.45 %	240,000.00	
FRONTIER BANK - DEBT (XXXXX2126)	08/05/2019	08/04/2020	2.58 %	240,000.00	
BANCORPSOUTH - DEBT (XXXXX4984)	08/06/2019	08/05/2020	2.75 %	240,000.00	
TEXAS CAPITAL BANK-DEBT (XXXXX0319)	08/06/2019	08/05/2020	2.60 %	240,000.00	
PLAINS STATE BANK - DEBT (XXXXX0760)	08/06/2019	08/06/2020	2.35 %	240,000.00	
THIRD COAST BANK-DEBT (XXXXX6589)	01/23/2020	01/22/2021	1.80 %	240,000.00	
COMMUNITY BANK OF TX-DEBT (XXXXX3362)	02/27/2020	02/26/2021	1.75 %	240,000.00	
INDEPENDENT BANK-DEBT (XXXXX0365)	02/27/2020	02/26/2021	1.65 %	240,000.00	
SOUTH STAR BANK-DEBT (XXXXX0134)	02/27/2020	02/27/2021	1.75 %	240,000.00	
CENTRAL BANK (XXXXX1000)	02/28/2020	02/27/2021	1.60 %	240,000.00	
Money Market Funds					
BBVA USA-DEBT (XXXXX5145)	12/31/2017		0.25 %	760,689.81	Tax

Fort Bend County Fresh Water Supply District No. 1

Account Balances

As of April 16, 2020

Financial Institution (Acct Number)	Issue Date	Maturity Date	Interest Rate	Account Balance	Notes
Fund: Debt Service					
Money Market Funds					
TEXPOOL (XXXX0002)	12/31/2017		0.51 %	132,187.48	
			Totals for Debt Service Fund:	\$3,292,877.29	
			Grand total for Fort Bend County Fresh Water Supply District No. 1:	\$12,298,110.16	

Fort Bend County Fresh Water Supply District No. 1

Account Balances

As of May 21, 2020

Financial Institution (Acct Number)	Issue Date	Maturity Date	Interest Rate	Account Balance	Notes
Fund: Operating					
Certificates of Deposit					
PIONEER BANK (XXXXX2548)	05/28/2019	05/28/2020	2.65 %	240,000.00	
THIRD COAST BANK, SSB (XXXXX6605)	05/31/2019	05/30/2020	2.60 %	240,000.00	
BBVA USA-PREMIER (XXXXX1963)	07/02/2019	06/30/2020	2.50 %	240,000.00	
CADENCE BANK (XXXXX8177)	07/31/2019	07/31/2020	2.45 %	240,000.00	
PLAINS STATE BANK (XXXXX0811)	09/02/2019	09/02/2020	2.00 %	240,000.00	
SPIRIT OF TEXAS BANK (XXXXX6670)	09/30/2019	09/29/2020	2.45 %	240,000.00	
BANCORPSOUTH (XXXXX3088)	10/31/2019	10/30/2020	2.25 %	240,000.00	
VERITEX COMMUNITY BANK (XXXXX0266)	11/26/2019	11/25/2020	1.80 %	240,000.00	
COMMUNITY BANK OF TX (XXXXX1033)	01/02/2020	12/29/2020	2.00 %	240,000.00	
FRONTIER BANK (XXXXX2246)	01/24/2020	01/23/2021	1.90 %	240,000.00	
LONE STAR BANK (XXXXX2413)	02/25/2020	02/24/2021	1.98 %	240,000.00	
ALLEGIANCE BANK (XXXXX0783)	04/29/2020	04/29/2021	0.85 %	240,000.00	
Money Market Funds					
TEXAS CLASS (XXXXX0002)	03/17/2020		0.84 %	3,390,751.27	
Checking Account(s)					
BBVA USA-CHECKING (XXXXX3071)			0.15 %	13,358.20	Compass Lockbox
BBVA USA-CHECKING (XXXXX0647)			0.15 %	1,484.37	Checking Account
Totals for Operating Fund:				\$6,285,593.84	
Fund: Capital Projects					
Money Market Funds					
BOK Financial (XXXXX01-1)	12/31/2017		0.88 %	2,085,294.85	SR 2015 - DFund
TEXAS CLASS (XXXXX0001)	03/17/2020		0.84 %	111,799.67	DFund Surplus
Checking Account(s)					
BBVA USA-CHECKING (XXXXX4829)			0.15 %	100.00	Checking Account
Totals for Capital Projects Fund:				\$2,197,194.52	
Fund: Debt Service					
Certificates of Deposit					
SPIRIT OF TX BANK - DEBT (XXXXX0152)	08/06/2019	08/02/2020	2.45 %	240,000.00	
FRONTIER BANK - DEBT (XXXXX2126)	08/05/2019	08/04/2020	2.58 %	240,000.00	
BANCORPSOUTH - DEBT (XXXXX4984)	08/06/2019	08/05/2020	2.75 %	240,000.00	
TEXAS CAPITAL BANK-DEBT (XXXXX0319)	08/06/2019	08/05/2020	2.60 %	240,000.00	
PLAINS STATE BANK - DEBT (XXXXX0760)	08/06/2019	08/06/2020	2.35 %	240,000.00	
THIRD COAST BANK-DEBT (XXXXX6589)	01/23/2020	01/22/2021	1.80 %	240,000.00	
COMMUNITY BANK OF TX-DEBT (XXXXX3362)	02/27/2020	02/26/2021	1.75 %	240,000.00	
INDEPENDENT BANK-DEBT (XXXXX0365)	02/27/2020	02/26/2021	1.65 %	240,000.00	
SOUTH STAR BANK-DEBT (XXXXX0134)	02/27/2020	02/27/2021	1.75 %	240,000.00	
CENTRAL BANK (XXXXX1000)	02/28/2020	02/27/2021	1.60 %	240,000.00	
Money Market Funds					
BBVA USA-DEBT (XXXXX5145)	12/31/2017		0.25 %	2,736.63	Tax

Fort Bend County Fresh Water Supply District No. 1

Account Balances

As of May 21, 2020

Financial Institution (Acct Number)	Issue Date	Maturity Date	Interest Rate	Account Balance	Notes
Fund: Debt Service					
Money Market Funds					
TEXAS CLASS (XXXXX0004)	04/09/2020		0.84 %	901,336.88	
Totals for Debt Service Fund:				\$3,304,073.51	
Grand total for Fort Bend County Fresh Water Supply District No. 1:				\$11,786,861.87	

Fort Bend County Fresh Water Supply District No. 1

Account Balances

As of June 18, 2020

Financial Institution (Acct Number)	Issue Date	Maturity Date	Interest Rate	Account Balance	Notes
Fund: Operating					
Certificates of Deposit					
BBVA USA-PREMIER (XXXX1963)	07/02/2019	06/30/2020	2.50 %	240,000.00	
CADENCE BANK (XXXX8177)	07/31/2019	07/31/2020	2.45 %	240,000.00	
PLAINS STATE BANK (XXXX0811)	09/02/2019	09/02/2020	2.00 %	240,000.00	
SPIRIT OF TEXAS BANK (XXXX6670)	09/30/2019	09/29/2020	2.45 %	240,000.00	
BANCORPSOUTH (XXXX3088)	10/31/2019	10/30/2020	2.25 %	240,000.00	
VERITEX COMMUNITY BANK (XXXX0266)	11/26/2019	11/25/2020	1.80 %	240,000.00	
COMMUNITY BANK OF TX (XXXX1033)	01/02/2020	12/29/2020	2.00 %	240,000.00	
FRONTIER BANK (XXXX2246)	01/24/2020	01/23/2021	1.90 %	240,000.00	
LONE STAR BANK (XXXX2413)	02/25/2020	02/24/2021	1.98 %	240,000.00	
ALLEGIANCE BANK (XXXX0783)	04/29/2020	04/29/2021	0.85 %	240,000.00	
PIONEER BANK (XXXX2548)	05/28/2020	05/28/2021	0.99 %	240,000.00	
THIRD COAST BANK, SSB (XXXX6605)	05/30/2020	05/30/2021	0.75 %	240,000.00	
Money Market Funds					
TEXAS CLASS (XXXX0002)	03/17/2020		0.61 %	3,298,144.10	
Checking Account(s)					
BBVA USA-CHECKING (XXXX3071)			0.15 %	1,876.95	Compass Lockbox
BBVA USA-CHECKING (XXXX0647)			0.15 %	1,743.18	Checking Account
Totals for Operating Fund:				\$6,181,764.23	
Fund: Capital Projects					
Money Market Funds					
BOK Financial (XXXX01-1)	12/31/2017		0.88 %	2,085,294.85	SR 2015 - DFund
TEXAS CLASS (XXXX0001)	03/17/2020		0.61 %	105,045.33	Dfund Surplus
Checking Account(s)					
BBVA USA-CHECKING (XXXX4829)			0.15 %	100.00	Checking Account
Totals for Capital Projects Fund:				\$2,190,440.18	
Fund: Debt Service					
Certificates of Deposit					
SPIRIT OF TX BANK - DEBT (XXXX0152)	08/06/2019	08/02/2020	2.45 %	240,000.00	
FRONTIER BANK - DEBT (XXXX2126)	08/05/2019	08/04/2020	2.58 %	240,000.00	
BANCORPSOUTH - DEBT (XXXX4984)	08/06/2019	08/05/2020	2.75 %	240,000.00	
TEXAS CAPITAL BANK-DEBT (XXXX0319)	08/06/2019	08/05/2020	2.60 %	240,000.00	
PLAINS STATE BANK - DEBT (XXXX0760)	08/06/2019	08/06/2020	2.35 %	240,000.00	
THIRD COAST BANK-DEBT (XXXX6589)	01/23/2020	01/22/2021	1.80 %	240,000.00	
COMMUNITY BANK OF TX-DEBT (XXXX3362)	02/27/2020	02/26/2021	1.75 %	240,000.00	
INDEPENDENT BANK-DEBT (XXXX0365)	02/27/2020	02/26/2021	1.65 %	240,000.00	
SOUTH STAR BANK-DEBT (XXXX0134)	02/27/2020	02/27/2021	1.75 %	240,000.00	
CENTRAL BANK (XXXX1000)	02/28/2020	02/27/2021	1.60 %	240,000.00	
Money Market Funds					
BBVA USA-DEBT (XXXX5145)	12/31/2017		0.25 %	4,782.23	Tax

Fort Bend County Fresh Water Supply District No. 1

Account Balances

As of June 18, 2020

Financial Institution (Acct Number)	Issue Date	Maturity Date	Interest Rate	Account Balance	Notes
Fund: Debt Service					
Money Market Funds					
TEXAS CLASS (XXXXX0004)	04/09/2020		0.61 %	921,933.70	
Totals for Debt Service Fund:				\$3,326,715.93	
Grand total for Fort Bend County Fresh Water Supply District No. 1:				\$11,698,920.34	

Fort Bend County Fresh Water Supply District No. 1

Account Balances

As of July 16, 2020

Financial Institution (Acct Number)	Issue Date	Maturity Date	Interest Rate	Account Balance	Notes
Fund: Operating					
Certificates of Deposit					
CADENCE BANK (XXXX8177)	07/31/2019	07/31/2020	2.45 %	240,000.00	
PLAINS STATE BANK (XXXX0811)	09/02/2019	09/02/2020	2.00 %	240,000.00	
SPIRIT OF TEXAS BANK (XXXX6670)	09/30/2019	09/29/2020	2.45 %	240,000.00	
BANCORPSOUTH (XXXX3088)	10/31/2019	10/30/2020	2.25 %	240,000.00	
VERITEX COMMUNITY BANK (XXXX0266)	11/26/2019	11/25/2020	1.80 %	240,000.00	
COMMUNITY BANK OF TX (XXXX1033)	01/02/2020	12/29/2020	2.00 %	240,000.00	
FRONTIER BANK (XXXX2246)	01/24/2020	01/23/2021	1.90 %	240,000.00	
LONE STAR BANK (XXXX2413)	02/25/2020	02/24/2021	1.98 %	240,000.00	
ALLEGIANCE BANK (XXXX0783)	04/29/2020	04/29/2021	0.85 %	240,000.00	
PIONEER BANK (XXXX2548)	05/28/2020	05/28/2021	0.99 %	240,000.00	
THIRD COAST BANK, SSB (XXXX6605)	05/30/2020	05/30/2021	0.75 %	240,000.00	
SOUTH STAR BANK (XXXX0172)	07/01/2020	06/30/2021	0.50 %	240,000.00	
Money Market Funds					
TEXAS CLASS (XXXX0002)	03/17/2020		0.48 %	3,235,836.12	
Checking Account(s)					
BBVA USA-CHECKING (XXXX3071)			0.15 %	13,152.27	Compass Lockbox
BBVA USA-CHECKING (XXXX0647)			0.15 %	55,195.76	Checking Account
Totals for Operating Fund:				\$6,184,184.15	
Fund: Capital Projects					
Money Market Funds					
BOK Financial (XXXX01-1)	12/31/2017		0.88 %	2,085,305.10	SR 2015 - DFund
TEXAS CLASS (XXXX0001)	03/17/2020		0.48 %	104,264.07	Dfund Surplus
Checking Account(s)					
BBVA USA-CHECKING (XXXX4829)			0.15 %	100.00	Checking Account
Totals for Capital Projects Fund:				\$2,189,669.17	
Fund: Debt Service					
Certificates of Deposit					
SPIRIT OF TX BANK - DEBT (XXXX0152)	08/06/2019	08/02/2020	2.45 %	240,000.00	
FRONTIER BANK - DEBT (XXXX2126)	08/05/2019	08/04/2020	2.58 %	240,000.00	
BANCORPSOUTH - DEBT (XXXX4984)	08/06/2019	08/05/2020	2.75 %	240,000.00	
TEXAS CAPITAL BANK-DEBT (XXXX0319)	08/06/2019	08/05/2020	2.60 %	240,000.00	
PLAINS STATE BANK - DEBT (XXXX0760)	08/06/2019	08/06/2020	2.35 %	240,000.00	
THIRD COAST BANK-DEBT (XXXX6589)	01/23/2020	01/22/2021	1.80 %	240,000.00	
COMMUNITY BANK OF TX-DEBT (XXXX3362)	02/27/2020	02/26/2021	1.75 %	240,000.00	
INDEPENDENT BANK-DEBT (XXXX0365)	02/27/2020	02/26/2021	1.65 %	240,000.00	
SOUTH STAR BANK-DEBT (XXXX0134)	02/27/2020	02/27/2021	1.75 %	240,000.00	
CENTRAL BANK (XXXX1000)	02/28/2020	02/27/2021	1.60 %	240,000.00	
Money Market Funds					
BBVA USA-DEBT (XXXX5145)	12/31/2017		0.25 %	70,628.13	Tax

Fort Bend County Fresh Water Supply District No. 1

Account Balances

As of July 16, 2020

Financial Institution (Acct Number)	Issue Date	Maturity Date	Interest Rate	Account Balance	Notes
Fund: Debt Service					
Money Market Funds					
TEXAS CLASS (XXXXX0004)	04/09/2020		0.48 %	921,088.93	
			Totals for Debt Service Fund:	\$3,391,717.06	
			Grand total for Fort Bend County Fresh Water Supply District No. 1:	\$11,765,570.38	

Fort Bend County Fresh Water Supply District No. 1

Account Balances

As of August 20, 2020

Financial Institution (Acct Number)	Issue Date	Maturity Date	Interest Rate	Account Balance	Notes
Fund: Operating					
Certificates of Deposit					
PLAINS STATE BANK (XXXXX0811)	09/02/2019	09/02/2020	2.00 %	240,000.00	
SPIRIT OF TEXAS BANK (XXXXX6670)	09/30/2019	09/29/2020	2.45 %	240,000.00	
BANCORPSOUTH (XXXXX3088)	10/31/2019	10/30/2020	2.25 %	240,000.00	
VERITEX COMMUNITY BANK (XXXXX0266)	11/26/2019	11/25/2020	1.80 %	240,000.00	
COMMUNITY BANK OF TX (XXXXX1033)	01/02/2020	12/29/2020	2.00 %	240,000.00	
FRONTIER BANK (XXXXX2246)	01/24/2020	01/23/2021	1.90 %	240,000.00	
LONE STAR BANK (XXXXX2413)	02/25/2020	02/24/2021	1.98 %	240,000.00	
ALLEGIANCE BANK (XXXXX0783)	04/29/2020	04/29/2021	0.85 %	240,000.00	
PIONEER BANK (XXXXX2548)	05/28/2020	05/28/2021	0.99 %	240,000.00	
THIRD COAST BANK, SSB (XXXXX6605)	05/30/2020	05/30/2021	0.75 %	240,000.00	
SOUTH STAR BANK (XXXXX0172)	07/01/2020	06/30/2021	0.50 %	240,000.00	
TEXAS REGIONAL BANK (XXXXX0879)	07/31/2020	07/31/2021	0.55 %	240,000.00	
Money Market Funds					
TEXAS CLASS (XXXXX0002)	03/17/2020		0.40 %	2,940,089.55	
Checking Account(s)					
BBVA USA-CHECKING (XXXXX3071)			0.10 %	431.35	Compass Lockbox
BBVA USA-CHECKING (XXXXX0647)			0.10 %	54,446.38	Checking Account
Totals for Operating Fund:				\$5,874,967.28	
Fund: Capital Projects					
Money Market Funds					
BOK Financial (XXXXX01-1)	12/31/2017		0.88 %	2,085,322.18	SR 2015 - DFund
TEXAS CLASS (XXXXX0001)	03/17/2020		0.40 %	104,304.52	Dfund Surplus
Checking Account(s)					
BBVA USA-CHECKING (XXXXX4829)			0.10 %	100.00	Checking Account
Totals for Capital Projects Fund:				\$2,189,726.70	
Fund: Debt Service					
Certificates of Deposit					
THIRD COAST BANK-DEBT (XXXXX6589)	01/23/2020	01/22/2021	1.80 %	240,000.00	
COMMUNITY BANK OF TX-DEBT (XXXXX3362)	02/27/2020	02/26/2021	1.75 %	240,000.00	
INDEPENDENT BANK-DEBT (XXXXX0365)	02/27/2020	02/26/2021	1.65 %	240,000.00	
SOUTH STAR BANK-DEBT (XXXXX0134)	02/27/2020	02/27/2021	1.75 %	240,000.00	
CENTRAL BANK (XXXXX1000)	02/28/2020	02/27/2021	1.60 %	240,000.00	
FRONTIER BANK - DEBT (XXXXX2126)	08/04/2020	08/04/2021	0.75 %	240,000.00	
BANCORPSOUTH - DEBT (XXXXX9227)	08/05/2020	08/05/2021	0.70 %	240,000.00	
Money Market Funds					
BBVA USA-DEBT (XXXXX5145)	12/31/2017		0.10 %	98,619.84	Tax
TEXAS CLASS (XXXXX0004)	04/09/2020		0.40 %	78,403.13	
Totals for Debt Service Fund:				\$1,857,022.97	
Grand total for Fort Bend County Fresh Water Supply District No. 1:				\$9,921,716.95	

Fort Bend County Fresh Water Supply District No. 1

Account Balances

As of September 17, 2020

Financial Institution (Acct Number)	Issue Date	Maturity Date	Interest Rate	Account Balance	Notes
Fund: Operating					
Certificates of Deposit					
SPIRIT OF TEXAS BANK (XXXX6670)	09/30/2019	09/29/2020	2.45 %	240,000.00	
BANCORPSOUTH (XXXX3088)	10/31/2019	10/30/2020	2.25 %	240,000.00	
VERITEX COMMUNITY BANK (XXXX0266)	11/26/2019	11/25/2020	1.80 %	240,000.00	
COMMUNITY BANK OF TX (XXXX1033)	01/02/2020	12/29/2020	2.00 %	240,000.00	
FRONTIER BANK (XXXX2246)	01/24/2020	01/23/2021	1.90 %	240,000.00	
LONE STAR BANK (XXXX2413)	02/25/2020	02/24/2021	1.98 %	240,000.00	
ALLEGIANCE BANK (XXXX0783)	04/29/2020	04/29/2021	0.85 %	240,000.00	
PIONEER BANK (XXXX2548)	05/28/2020	05/28/2021	0.99 %	240,000.00	
THIRD COAST BANK, SSB (XXXX6605)	05/30/2020	05/30/2021	0.75 %	240,000.00	
SOUTH STAR BANK (XXXX0172)	07/01/2020	06/30/2021	0.50 %	240,000.00	
TEXAS REGIONAL BANK (XXXX0879)	07/31/2020	07/31/2021	0.55 %	240,000.00	
Money Market Funds					
TEXAS CLASS (XXXX0002)	03/17/2020		0.26 %	3,120,746.35	
Checking Account(s)					
BBVA USA-CHECKING (XXXX3071)			0.10 %	8,589.99	Compass Lockbox
BBVA USA-CHECKING (XXXX0647)			0.10 %	53,926.86	Checking Account
Totals for Operating Fund:				\$5,823,263.20	
Fund: Capital Projects					
Money Market Funds					
BOK Financial (XXXX01-1)	12/31/2017		0.88 %	2,085,339.83	SR 2015 - DFund
TEXAS CLASS (XXXX0001)	03/17/2020		0.26 %	97,582.68	Dfund Surplus
Checking Account(s)					
BBVA USA-CHECKING (XXXX4829)			0.10 %	100.00	Checking Account
Totals for Capital Projects Fund:				\$2,183,022.51	
Fund: Debt Service					
Certificates of Deposit					
THIRD COAST BANK-DEBT (XXXX6589)	01/23/2020	01/22/2021	1.80 %	240,000.00	
COMMUNITY BANK OF TX-DEBT (XXXX3362)	02/27/2020	02/26/2021	1.75 %	240,000.00	
INDEPENDENT BANK-DEBT (XXXX0365)	02/27/2020	02/26/2021	1.65 %	240,000.00	
SOUTH STAR BANK-DEBT (XXXX0134)	02/27/2020	02/27/2021	1.75 %	240,000.00	
CENTRAL BANK (XXXX1000)	02/28/2020	02/27/2021	1.60 %	240,000.00	
FRONTIER BANK - DEBT (XXXX2126)	08/04/2020	08/04/2021	0.75 %	240,000.00	
BANCORPSOUTH - DEBT (XXXX9227)	08/05/2020	08/05/2021	0.70 %	240,000.00	
Money Market Funds					
BBVA USA-DEBT (XXXX5145)	12/31/2017		0.10 %	126,982.21	Tax
TEXAS CLASS (XXXX0004)	04/09/2020		0.26 %	82,705.44	
Totals for Debt Service Fund:				\$1,889,687.65	
Grand total for Fort Bend County Fresh Water Supply District No. 1:				\$9,895,973.36	

Fort Bend County Fresh Water Supply District No. 1

Account Balances

As of October 15, 2020

Financial Institution (Acct Number)	Issue Date	Maturity Date	Interest Rate	Account Balance	Notes
Fund: Operating					
Certificates of Deposit					
BANCORPSOUTH (XXXX3088)	10/31/2019	10/30/2020	2.25 %	240,000.00	
VERITEX COMMUNITY BANK (XXXX0266)	11/26/2019	11/25/2020	1.80 %	240,000.00	
COMMUNITY BANK OF TX (XXXX1033)	01/02/2020	12/29/2020	2.00 %	240,000.00	
FRONTIER BANK (XXXX2246)	01/24/2020	01/23/2021	1.90 %	240,000.00	
LONE STAR BANK (XXXX2413)	02/25/2020	02/24/2021	1.98 %	240,000.00	
ALLEGIANCE BANK (XXXX0783)	04/29/2020	04/29/2021	0.85 %	240,000.00	
PIONEER BANK (XXXX2548)	05/28/2020	05/28/2021	0.99 %	240,000.00	
THIRD COAST BANK, SSB (XXXX6605)	05/30/2020	05/30/2021	0.75 %	240,000.00	
SOUTH STAR BANK (XXXX0172)	07/01/2020	06/30/2021	0.50 %	240,000.00	
TEXAS REGIONAL BANK (XXXX0879)	07/31/2020	07/31/2021	0.55 %	240,000.00	
SPIRIT OF TEXAS BANK (XXXX6670)	09/29/2020	09/29/2021	0.55 %	240,000.00	
Money Market Funds					
TEXAS CLASS (XXXX0002)	03/17/2020		0.18 %	3,188,955.60	
Checking Account(s)					
BBVA USA-CHECKING (XXXX3071)			0.10 %	20,680.90	Lockbox
BBVA USA-CHECKING (XXXX0647)			0.10 %	21,625.67	Checking Account
Totals for Operating Fund:				\$5,871,262.17	
Fund: Capital Projects					
Money Market Funds					
BOK Financial (XXXX01-1)	12/31/2017		0.88 %	2,085,357.28	SR 2015 - DFund
TEXAS CLASS (XXXX0001)	03/17/2020		0.18 %	93,028.47	Dfund Surplus
Checking Account(s)					
BBVA USA-CHECKING (XXXX4829)			0.10 %	100.00	Checking Account
Totals for Capital Projects Fund:				\$2,178,485.75	
Fund: Debt Service					
Certificates of Deposit					
THIRD COAST BANK-DEBT (XXXX6589)	01/23/2020	01/22/2021	1.80 %	240,000.00	
COMMUNITY BANK OF TX-DEBT (XXXX3362)	02/27/2020	02/26/2021	1.75 %	240,000.00	
INDEPENDENT BANK-DEBT (XXXX0365)	02/27/2020	02/26/2021	1.65 %	240,000.00	
SOUTH STAR BANK-DEBT (XXXX0134)	02/27/2020	02/27/2021	1.75 %	240,000.00	
CENTRAL BANK (XXXX1000)	02/28/2020	02/27/2021	1.60 %	240,000.00	
FRONTIER BANK - DEBT (XXXX2126)	08/04/2020	08/04/2021	0.75 %	240,000.00	
BANCORPSOUTH - DEBT (XXXX9227)	08/05/2020	08/05/2021	0.70 %	240,000.00	
Money Market Funds					
BBVA USA-DEBT (XXXX5145)	12/31/2017		0.10 %	136,571.24	Tax
TEXAS CLASS (XXXX0004)	04/09/2020		0.18 %	82,222.49	
Totals for Debt Service Fund:				\$1,898,793.73	
Grand total for Fort Bend County Fresh Water Supply District No. 1:				\$9,948,541.65	

Fort Bend County Fresh Water Supply District No. 1

Account Balances

As of November 17, 2020

Financial Institution (Acct Number)	Issue Date	Maturity Date	Interest Rate	Account Balance	Notes
Fund: Operating					
Certificates of Deposit					
VERITEX COMMUNITY BANK (XXXXX0266)	11/26/2019	11/25/2020	1.80 %	240,000.00	
COMMUNITY BANK OF TX (XXXXX1033)	01/02/2020	12/29/2020	2.00 %	240,000.00	
FRONTIER BANK (XXXXX2246)	01/24/2020	01/23/2021	1.90 %	240,000.00	
LONE STAR BANK (XXXXX2413)	02/25/2020	02/24/2021	1.98 %	240,000.00	
ALLEGIANCE BANK (XXXXX0783)	04/29/2020	04/29/2021	0.85 %	240,000.00	
PIONEER BANK (XXXXX2548)	05/28/2020	05/28/2021	0.99 %	240,000.00	
THIRD COAST BANK, SSB (XXXXX6605)	05/30/2020	05/30/2021	0.75 %	240,000.00	
SOUTH STAR BANK (XXXXX0172)	07/01/2020	06/30/2021	0.50 %	240,000.00	
TEXAS REGIONAL BANK (XXXXX0879)	07/31/2020	07/31/2021	0.55 %	240,000.00	
SPIRIT OF TEXAS BANK (XXXXX6670)	09/29/2020	09/29/2021	0.55 %	240,000.00	
BANCORPSOUTH (XXXXX5280)	10/30/2020	10/30/2021	0.70 %	240,000.00	
Money Market Funds					
TEXAS CLASS (XXXXX0002)	03/17/2020		0.16 %	3,319,533.24	
Checking Account(s)					
BBVA USA-CHECKING (XXXXX3071)			0.10 %	3,500.23	Lockbox
BBVA USA-CHECKING (XXXXX0647)			0.10 %	17,080.91	Checking Account
Totals for Operating Fund:				\$5,980,114.38	
Fund: Capital Projects					
Money Market Funds					
BOK Financial (XXXXX01-1)	12/31/2017		0.88 %	2,085,374.39	SR 2015 - DFund
TEXAS CLASS (XXXXX0001)	03/17/2020		0.16 %	82,463.97	Dfund Surplus
Checking Account(s)					
BBVA USA-CHECKING (XXXXX4829)			0.10 %	100.00	Checking Account
Totals for Capital Projects Fund:				\$2,167,938.36	
Fund: Debt Service					
Certificates of Deposit					
THIRD COAST BANK-DEBT (XXXXX6589)	01/23/2020	01/22/2021	1.80 %	240,000.00	
COMMUNITY BANK OF TX-DEBT (XXXXX3362)	02/27/2020	02/26/2021	1.75 %	240,000.00	
INDEPENDENT BANK-DEBT (XXXXX0365)	02/27/2020	02/26/2021	1.65 %	240,000.00	
SOUTH STAR BANK-DEBT (XXXXX0134)	02/27/2020	02/27/2021	1.75 %	240,000.00	
CENTRAL BANK (XXXXX1000)	02/28/2020	02/27/2021	1.60 %	240,000.00	
FRONTIER BANK - DEBT (XXXXX2126)	08/04/2020	08/04/2021	0.75 %	240,000.00	
BANCORPSOUTH - DEBT (XXXXX9227)	08/05/2020	08/05/2021	0.70 %	240,000.00	
Money Market Funds					
BBVA USA-DEBT (XXXXX5145)	12/31/2017		0.10 %	151,117.54	Tax
TEXAS CLASS (XXXXX0004)	04/09/2020		0.16 %	82,234.81	
Totals for Debt Service Fund:				\$1,913,352.35	
Grand total for Fort Bend County Fresh Water Supply District No. 1:				\$10,061,405.09	

Fort Bend County Fresh Water Supply District No. 1

Account Balances

As of December 17, 2020

Financial Institution (Acct Number)	Issue Date	Maturity Date	Interest Rate	Account Balance	Notes
Fund: Operating					
Certificates of Deposit					
COMMUNITY BANK OF TX (XXXXX1033)	01/02/2020	12/29/2020	2.00 %	240,000.00	
FRONTIER BANK (XXXXX2246)	01/24/2020	01/23/2021	1.90 %	240,000.00	
LONE STAR BANK (XXXXX2413)	02/25/2020	02/24/2021	1.98 %	240,000.00	
ALLEGIANCE BANK (XXXXX0783)	04/29/2020	04/29/2021	0.85 %	240,000.00	
PIONEER BANK (XXXXX2548)	05/28/2020	05/28/2021	0.99 %	240,000.00	
THIRD COAST BANK, SSB (XXXXX6605)	05/30/2020	05/30/2021	0.75 %	240,000.00	
SOUTH STAR BANK (XXXXX0172)	07/01/2020	06/30/2021	0.50 %	240,000.00	
TEXAS REGIONAL BANK (XXXXX0879)	07/31/2020	07/31/2021	0.55 %	240,000.00	
SPIRIT OF TEXAS BANK (XXXXX6670)	09/29/2020	09/29/2021	0.55 %	240,000.00	
BANCORPSOUTH (XXXXX5280)	10/30/2020	10/30/2021	0.70 %	240,000.00	
PLAINS STATE BANK (XXXXX1329)	11/24/2020	11/24/2021	0.35 %	240,000.00	
WALLIS BANK (XXXXX0319)	11/24/2020	11/24/2021	0.40 %	240,000.00	
VERITEX COMMUNITY BANK (XXXXX0266)	11/25/2020	11/25/2021	0.40 %	240,000.00	
Money Market Funds					
TEXAS CLASS (XXXXX0002)	03/17/2020		0.13 %	2,590,221.88	
Checking Account(s)					
BBVA USA-CHECKING (XXXXX3071)			0.10 %	3,764.71	Lockbox
BBVA USA-CHECKING (XXXXX0647)			0.10 %	50,951.75	Checking Account
Totals for Operating Fund:				\$5,764,938.34	
Fund: Capital Projects					
Money Market Funds					
BOK Financial (XXXXX01-1)	12/31/2017		0.88 %	2,085,391.87	SR 2015 - DFund
TEXAS CLASS (XXXXX0001)	03/17/2020		0.13 %	80,529.58	Dfund Surplus
Checking Account(s)					
BBVA USA-CHECKING (XXXXX4829)			0.10 %	100.00	Checking Account
Totals for Capital Projects Fund:				\$2,166,021.45	
Fund: Debt Service					
Certificates of Deposit					
THIRD COAST BANK-DEBT (XXXXX6589)	01/23/2020	01/22/2021	1.80 %	240,000.00	
COMMUNITY BANK OF TX-DEBT (XXXXX3362)	02/27/2020	02/26/2021	1.75 %	240,000.00	
INDEPENDENT BANK-DEBT (XXXXX0365)	02/27/2020	02/26/2021	1.65 %	240,000.00	
SOUTH STAR BANK-DEBT (XXXXX0134)	02/27/2020	02/27/2021	1.75 %	240,000.00	
CENTRAL BANK - DEBT (XXXXX1000)	02/28/2020	02/27/2021	1.60 %	240,000.00	
FRONTIER BANK - DEBT (XXXXX2126)	08/04/2020	08/04/2021	0.75 %	240,000.00	
BANCORPSOUTH - DEBT (XXXXX9227)	08/05/2020	08/05/2021	0.70 %	240,000.00	
Money Market Funds					
BBVA USA-DEBT (XXXXX5145)	12/31/2017		0.10 %	144,366.05	Tax
TEXAS CLASS (XXXXX0004)	04/09/2020		0.13 %	82,244.85	
Totals for Debt Service Fund:				\$1,906,610.90	
Grand total for Fort Bend County Fresh Water Supply District No. 1:				\$9,837,570.69	

Fort Bend County Fresh Water Supply District No. 1

Account Balances

As of January 21, 2021

Financial Institution (Acct Number)	Issue Date	Maturity Date	Interest Rate	Account Balance	Notes
Fund: Operating					
Certificates of Deposit					
FRONTIER BANK (XXXX2246)	01/24/2020	01/23/2021	1.90 %	240,000.00	
LONE STAR BANK (XXXX2413)	02/25/2020	02/24/2021	1.98 %	240,000.00	
ALLEGIANCE BANK (XXXX0783)	04/29/2020	04/29/2021	0.85 %	240,000.00	
PIONEER BANK (XXXX2548)	05/28/2020	05/28/2021	0.99 %	240,000.00	
THIRD COAST BANK, SSB (XXXX6605)	05/30/2020	05/30/2021	0.75 %	240,000.00	
SOUTH STAR BANK (XXXX0172)	07/01/2020	06/30/2021	0.50 %	240,000.00	
TEXAS REGIONAL BANK (XXXX0879)	07/31/2020	07/31/2021	0.55 %	240,000.00	
SPIRIT OF TEXAS BANK (XXXX6670)	09/29/2020	09/29/2021	0.55 %	240,000.00	
BANCORPSOUTH (XXXX5280)	10/30/2020	10/30/2021	0.70 %	240,000.00	
PLAINS STATE BANK (XXXX1329)	11/24/2020	11/24/2021	0.35 %	240,000.00	
WALLIS BANK (XXXX0319)	11/24/2020	11/24/2021	0.40 %	240,000.00	
VERITEX COMMUNITY BANK (XXXX0266)	11/25/2020	11/25/2021	0.40 %	240,000.00	
TEXAS FIRST BANK (XXXX7767)	12/22/2020	12/22/2021	0.35 %	240,000.00	
INDEPENDENT BANK (XXXX1575)	12/29/2020	12/30/2021	0.35 %	240,000.00	
Money Market Funds					
TEXAS CLASS (XXXX0002)	03/17/2020		0.13 %	2,654,395.82	
Checking Account(s)					
BBVA USA-CHECKING (XXXX3071)			0.10 %	23,620.96	Lockbox
BBVA USA-CHECKING (XXXX0647)			0.10 %	39,155.85	Checking Account
Totals for Operating Fund:				\$6,077,172.63	
Fund: Capital Projects					
Money Market Funds					
BOK Financial (XXXX01-1)	12/31/2017		0.88 %	2,085,408.99	SR 2015 - DFund
TEXAS CLASS (XXXX0001)	03/17/2020		0.13 %	77,279.57	Dfund Surplus
Checking Account(s)					
BBVA USA-CHECKING (XXXX4829)			0.10 %	100.00	Checking Account
Totals for Capital Projects Fund:				\$2,162,788.56	
Fund: Debt Service					
Certificates of Deposit					
THIRD COAST BANK-DEBT (XXXX6589)	01/23/2020	01/22/2021	1.80 %	240,000.00	
COMMUNITY BANK OF TX-DEBT (XXXX3362)	02/27/2020	02/26/2021	1.75 %	240,000.00	
INDEPENDENT BANK-DEBT (XXXX0365)	02/27/2020	02/26/2021	1.65 %	240,000.00	
SOUTH STAR BANK-DEBT (XXXX0134)	02/27/2020	02/27/2021	1.75 %	240,000.00	
CENTRAL BANK - DEBT (XXXX1000)	02/28/2020	02/27/2021	1.60 %	240,000.00	
FRONTIER BANK - DEBT (XXXX2126)	08/04/2020	08/04/2021	0.75 %	240,000.00	
BANCORPSOUTH - DEBT (XXXX9227)	08/05/2020	08/05/2021	0.70 %	240,000.00	
Money Market Funds					
BBVA USA-DEBT (XXXX5145)	12/31/2017		0.10 %	5,590.49	Tax

Fort Bend County Fresh Water Supply District No. 1

Account Balances

As of January 21, 2021

Financial Institution (Acct Number)	Issue Date	Maturity Date	Interest Rate	Account Balance	Notes
Fund: Debt Service					
Money Market Funds					
TEXAS CLASS (XXXXX0004)	04/09/2020		0.13 %	771,854.52	
			Totals for Debt Service Fund:	\$2,457,445.01	
			Grand total for Fort Bend County Fresh Water Supply District No. 1:	\$10,697,406.20	

Fort Bend County Fresh Water Supply District No. 1

Account Balances

As of February 18, 2021

Financial Institution (Acct Number)	Issue Date	Maturity Date	Interest Rate	Account Balance	Notes
Fund: Operating					
Certificates of Deposit					
LONE STAR BANK (XXXX2413)	02/25/2020	02/24/2021	1.98 %	240,000.00	
ALLEGIANCE BANK (XXXX0783)	04/29/2020	04/29/2021	0.85 %	240,000.00	
PIONEER BANK (XXXX2548)	05/28/2020	05/28/2021	0.99 %	240,000.00	
THIRD COAST BANK, SSB (XXXX6605)	05/30/2020	05/30/2021	0.75 %	240,000.00	
SOUTH STAR BANK (XXXX0172)	07/01/2020	06/30/2021	0.50 %	240,000.00	
TEXAS REGIONAL BANK (XXXX0879)	07/31/2020	07/31/2021	0.55 %	240,000.00	
SPIRIT OF TEXAS BANK (XXXX6670)	09/29/2020	09/29/2021	0.55 %	240,000.00	
BANCORPSOUTH (XXXX5280)	10/30/2020	10/30/2021	0.70 %	240,000.00	
PLAINS STATE BANK (XXXX1329)	11/24/2020	11/24/2021	0.35 %	240,000.00	
WALLIS BANK (XXXX0319)	11/24/2020	11/24/2021	0.40 %	240,000.00	
VERITEX COMMUNITY BANK (XXXX0266)	11/25/2020	11/25/2021	0.40 %	240,000.00	
TEXAS FIRST BANK (XXXX7767)	12/22/2020	12/22/2021	0.35 %	240,000.00	
INDEPENDENT BANK (XXXX1575)	12/29/2020	12/30/2021	0.35 %	240,000.00	
FRONTIER BANK (XXXX2246)	01/23/2021	01/23/2022	0.50 %	240,000.00	
Money Market Funds					
TEXAS CLASS (XXXX0002)	03/17/2020		0.13 %	2,644,263.08	
Checking Account(s)					
BBVA USA-CHECKING (XXXX3071)			0.10 %	1,572.90	Lockbox
BBVA USA-CHECKING (XXXX0647)			0.10 %	31,947.68	Checking Account
Totals for Operating Fund:				\$6,037,783.66	
Fund: Capital Projects					
Money Market Funds					
BOK Financial (XXXX01-1)	12/31/2017		0.88 %	2,085,426.64	SR 2015 - DFund
TEXAS CLASS (XXXX0001)	03/17/2020		0.13 %	76,280.42	Dfund Surplus
Checking Account(s)					
BBVA USA-CHECKING (XXXX4829)			0.10 %	100.00	Checking Account
Totals for Capital Projects Fund:				\$2,161,807.06	
Fund: Debt Service					
Certificates of Deposit					
COMMUNITY BANK OF TX-DEBT (XXXX3362)	02/27/2020	02/26/2021	1.75 %	240,000.00	
INDEPENDENT BANK-DEBT (XXXX0365)	02/27/2020	02/26/2021	1.65 %	240,000.00	
SOUTH STAR BANK-DEBT (XXXX0134)	02/27/2020	02/27/2021	1.75 %	240,000.00	
CENTRAL BANK - DEBT (XXXX1000)	02/28/2020	02/27/2021	1.60 %	240,000.00	
FRONTIER BANK - DEBT (XXXX2126)	08/04/2020	08/04/2021	0.75 %	240,000.00	
BANCORPSOUTH - DEBT (XXXX9227)	08/05/2020	08/05/2021	0.70 %	240,000.00	
Money Market Funds					
BBVA USA-DEBT (XXXX5145)	12/31/2017		0.10 %	820,280.73	Tax
TEXAS CLASS (XXXX0004)	04/09/2020		0.13 %	1,016,208.33	
Totals for Debt Service Fund:				\$3,276,489.06	
Grand total for Fort Bend County Fresh Water Supply District No. 1:				\$11,476,079.78	

Fort Bend County Fresh Water Supply District No. 1

Account Balances

As of March 18, 2021

Financial Institution (Acct Number)	Issue Date	Maturity Date	Interest Rate	Account Balance	Notes
Fund: Operating					
Certificates of Deposit					
ALLEGIANCE BANK (XXXX0783)	04/29/2020	04/29/2021	0.85 %	240,000.00	
PIONEER BANK (XXXX2548)	05/28/2020	05/28/2021	0.99 %	240,000.00	
THIRD COAST BANK, SSB (XXXX6605)	05/30/2020	05/30/2021	0.75 %	240,000.00	
SOUTH STAR BANK (XXXX0172)	07/01/2020	06/30/2021	0.50 %	240,000.00	
TEXAS REGIONAL BANK (XXXX0879)	07/31/2020	07/31/2021	0.55 %	240,000.00	
SPIRIT OF TEXAS BANK (XXXX6670)	09/29/2020	09/29/2021	0.55 %	240,000.00	
BANCORPSOUTH (XXXX5280)	10/30/2020	10/30/2021	0.70 %	240,000.00	
PLAINS STATE BANK (XXXX1329)	11/24/2020	11/24/2021	0.35 %	240,000.00	
WALLIS BANK (XXXX0319)	11/24/2020	11/24/2021	0.40 %	240,000.00	
VERITEX COMMUNITY BANK (XXXX0266)	11/25/2020	11/25/2021	0.40 %	240,000.00	
TEXAS FIRST BANK (XXXX7767)	12/22/2020	12/22/2021	0.35 %	240,000.00	
INDEPENDENT BANK (XXXX1575)	12/29/2020	12/30/2021	0.35 %	240,000.00	
FRONTIER BANK (XXXX2246)	01/23/2021	01/23/2022	0.50 %	240,000.00	
LONE STAR BANK (XXXX2413)	02/24/2021	02/24/2022	0.45 %	240,000.00	
Money Market Funds					
TEXAS CLASS (XXXX0002)	03/17/2020		0.10 %	3,217,003.05	
Checking Account(s)					
BBVA USA-CHECKING (XXXX3071)			0.10 %	407.96	Lockbox
BBVA USA-CHECKING (XXXX0647)			0.10 %	1,413.98	Checking Account
Totals for Operating Fund:				\$6,578,824.99	
Fund: Capital Projects					
Money Market Funds					
BOK Financial (XXXX01-1)	12/31/2017		0.88 %	2,085,444.30	SR 2015 - DFund
TEXAS CLASS (XXXX0001)	03/17/2020		0.10 %	73,567.60	Dfund Surplus
Checking Account(s)					
BBVA USA-CHECKING (XXXX4829)			0.10 %	100.00	Checking Account
Totals for Capital Projects Fund:				\$2,159,111.90	
Fund: Debt Service					
Certificates of Deposit					
FRONTIER BANK - DEBT (XXXX2126)	08/04/2020	08/04/2021	0.75 %	240,000.00	
BANCORPSOUTH - DEBT (XXXX9227)	08/05/2020	08/05/2021	0.70 %	240,000.00	
INDEPENDENT BANK-DEBT (XXXX0365)	02/26/2021	02/26/2022	0.30 %	240,000.00	
SOUTH STAR BANK-DEBT (XXXX0134)	02/27/2021	02/27/2022	0.25 %	240,000.00	
Money Market Funds					
BBVA USA-DEBT (XXXX5145)	12/31/2017		0.08 %	1,858,850.25	Tax
TEXAS CLASS (XXXX0004)	04/09/2020		0.10 %	1,064,546.94	
Totals for Debt Service Fund:				\$3,883,397.19	
Grand total for Fort Bend County Fresh Water Supply District No. 1:				\$12,621,334.08	

*Interest Earned on CD's in FY 2020 - \$73,143.66

*Interest Earned on MM's in FY 2020 - \$21,560.61

October 27, 2020



Mr. Cory T. Burton, Partner
Municipal Risk Management Group, L.L.C.
1281 Brittmoore Road
Houston, TX 77043
on behalf of:

Fort Bend County Fresh Water Supply District No. 1 ("Issuer")

ENGAGEMENT LETTER FOR ARBITRAGE COMPLIANCE SERVICES

CONTROL #1.00

\$6,935,000.00 SANITARY SEWER SYSTEM UNLIMITED TAX BONDS, SERIES 2006A


Arbitrage Compliance Specialists, Inc. ("ACS") is pleased to present our fees to provide arbitrage compliance services for the Issuer. Our firm has distinctive legal and accounting experience with arbitrage compliance services dating back to the inception of the arbitrage rebate regulations of 1986. ACS is one of the most prominent and well-respected providers of arbitrage compliance services in the nation. ACS' staff members are accounting professionals who have extensive knowledge of governmental accounting, accounting allocation methods and legal interpretation skills to compute the lowest permissible liability allowed. We pride ourselves on our unprecedented commitment to each and every client we represent.

ACS has provided a fee schedule to encompass the various elements that we may encounter during the calculations. ACS' fees are derived by the number of years included in the calculation. The fee schedule listed on page 2 provides fees for reports covering the applicable periods. Each calculation includes both a legal opinion and a CPA opinion to provide assurance that the calculations were completed according to Section 148(f) of the Internal Revenue Code of 1986 that governs the arbitrage rebate requirements (the "Tax Code").

We appreciate the opportunity to provide assistance to help the Issuer comply with the IRS arbitrage compliance requirements. As always, if we may be of further assistance or if there are any questions, please do not hesitate to call us at (800) 672-9993 ext.7526.

Sincerely,

Arbitrage Compliance Specialists, Inc.


Doug Pabstke, CPA, Managing Director

Please acknowledge acceptance of this engagement by signing and faxing this letter in its entirety to Arbitrage Compliance Specialists, Inc. at (800) 756-6505 or scanning and e-mailing to Doug@rebatebyacs.com.

Accepted by – Signature

Print Name, Title

Date

Bond Compliance Program Services:		Fees
Arbitrage Rebate Calculation 15th Year: 10/02/2016 to 10/02/2021		\$2,950.00
TOTAL		\$2,950.00

Optional Fees (If Applicable)	
Commingled Funds, Reserve Fund Analysis, and/or Transferred Proceeds (Per Hour)	\$150.00

Arbitrage Rebate Calculation Services	
Preparation of IRS Form 8038-T and IRS Filing Instructions	Included
Legal Services	
IRS Audit Assistance (For Bond Issues Completed By ACS)	Included
Post-Calculation Services	
Debt Compliance Monitoring Service	Included
Record Retention Service	Included

Calculation Services

1. Review the documents related to the debt issue to include the Official Statement, Tax Certificate, IRS Form 8038-G and CPA Verification Report.
2. Complete an in-depth analysis of the debt structure by our in-house tax attorney to determine if the debt issue is subject to rebate and/or yield restriction and identify applicable exceptions.
3. Monitor IRS filing deadlines, election requirements and restricted periods in our database tracking system to ensure timely reporting.
4. Perform the rebate, yield restriction/yield reduction or spending exception/penalty calculations in compliance with Internal Revenue Code of 1986.
5. Provide calculations with legal opinion and CPA certified professional opinion that can be relied upon by the Issuer regarding the liability. The report will provide supporting documentation to include the calculation method employed, assumptions and conclusions.
6. Prepare payment Form 8038-T with detailed filing instructions for accurate and timely filing to the IRS, if applicable.

Support Services

7. Discuss the report and findings to ensure a complete understanding of the procedures and recommendations in such report.
8. Prepare a debt compliance monitoring schedule that identifies all-important relevant information by issue including prior calculations, liability amounts, future calculation due dates and important status notes.
9. Advise on how future changes in the Tax Code may affect the debt issue.
10. Provide technical assistance and consultation in matters related to the arbitrage compliance regulations.
11. Assist in the IRS record retention requirements, which include storage of records related to the debt issue.
12. Provide no cost audit support in the event of an IRS audit.

CERTIFICATE OF INTERESTED PARTIES

FORM 1295

1 of 1

Complete Nos. 1 - 4 and 6 if there are interested parties.
Complete Nos. 1, 2, 3, 5, and 6 if there are no interested parties.

OFFICE USE ONLY CERTIFICATION OF FILING

Certificate Number:
2021-744234

Date Filed:
04/27/2021

Date Acknowledged:

1 Name of business entity filing form, and the city, state and country of the business entity's place of business.

Arbitrage Compliance Specialists, Inc
Greenwood Village, CO United States

2 Name of governmental entity or state agency that is a party to the contract for which the form is being filed.

Fort Bend County Fresh Water Supply Dist. No. 1

3 Provide the identification number used by the governmental entity or state agency to track or identify the contract, and provide a description of the services, goods, or other property to be provided under the contract.

042721
Serie 2006A-15th Year Rebate Report

4	Name of Interested Party	City, State, Country (place of business)	Nature of interest (check applicable)	
			Controlling	Intermediary
	Municipal Risk Management Group, L.L.C	Houston, TX United States		X
	Pahnke, Diana	Greenwood Village, CO United	X	
	Pahnke, Doug	Greenwood Village, CO United	X	

5 Check only if there is NO Interested Party.

☐

6 UNSWORN DECLARATION

My name is Doug Pahnke, and my date of birth is 4/10/1967.

My address is 6041 S Syracuse Way #310, Greenwood Village, CO, 80111, USA.
(street) (city) (state) (zip code) (country)

I declare under penalty of perjury that the foregoing is true and correct.

Executed in Arapahoe County County, State of Colorado, on the 27 day of April, 2021.
(month) (year)

Doug Pahnke

Signature of authorized agent of contracting business entity
(Declarant)

April 27, 2021



Mr. Cory T. Burton, Partner
Municipal Risk Management Group, L.L.C.
1281 Brittmoore Road
Houston, TX 77043
on behalf of:
Fort Bend County Fresh Water Supply District No. 1 ("Issuer")

ENGAGEMENT LETTER FOR ARBITRAGE COMPLIANCE SERVICES

CONTROL #3.00

\$8,500,000.00 UNLIMITED TAX BONDS, SERIES 2008

Arbitrage Compliance Specialists, Inc. ("ACS") is pleased to present our fees to provide arbitrage compliance services for the Issuer. Our firm has distinctive legal and accounting experience with arbitrage compliance services dating back to the inception of the arbitrage rebate regulations of 1986. ACS is one of the most prominent and well-respected providers of arbitrage compliance services in the nation. ACS' staff members are accounting professionals who have extensive knowledge of governmental accounting, accounting allocation methods and legal interpretation skills to compute the lowest permissible liability allowed. We pride ourselves on our unprecedented commitment to each and every client we represent.

ACS has provided a fee schedule to encompass the various elements that we may encounter during the calculations. ACS' fees are derived by the number of years included in the calculation. The fee schedule listed on page 2 provides fees for reports covering the applicable periods. Each calculation includes both a legal opinion and a CPA opinion to provide assurance that the calculations were completed according to Section 148(f) of the Internal Revenue Code of 1986 that governs the arbitrage rebate requirements (the "Tax Code").

We appreciate the opportunity to provide assistance to help the Issuer comply with the IRS arbitrage compliance requirements. As always, if we may be of further assistance or if there are any questions, please do not hesitate to call us at (800) 672-9993 ext.7526.

Sincerely,

Arbitrage Compliance Specialists, Inc.

A handwritten signature in black ink, appearing to read "Doug Pabstke", is written over a horizontal line.

Doug Pabstke, CPA, Managing Director

Please acknowledge acceptance of this engagement by signing and faxing this letter in its entirety to Arbitrage Compliance Specialists, Inc. at (800) 756-6505 or scanning and e-mailing to Doug@rebatebyacs.com.

Accepted by – Signature

Print Name, Title

Date

Bond Compliance Program Services:		Fees
Arbitrage Rebate Calculation Final: 08/21/2018 to 08/21/2021		\$1,950.00
TOTAL		\$1,950.00

Optional Fees (If Applicable)	
Commingled Funds, Reserve Fund Analysis, and/or Transferred Proceeds (Per Hour)	\$150.00

Arbitrage Rebate Calculation Services	
Preparation of IRS Form 8038-T and IRS Filing Instructions	Included
Legal Services	
IRS Audit Assistance (For Bond Issues Completed By ACS)	Included
Post-Calculation Services	
Debt Compliance Monitoring Service	Included
Record Retention Service	Included

Calculation Services

1. Review the documents related to the debt issue to include the Official Statement, Tax Certificate, IRS Form 8038-G and CPA Verification Report.
2. Complete an in-depth analysis of the debt structure by our in-house tax attorney to determine if the debt issue is subject to rebate and/or yield restriction and identify applicable exceptions.
3. Monitor IRS filing deadlines, election requirements and restricted periods in our database tracking system to ensure timely reporting.
4. Perform the rebate, yield restriction/yield reduction or spending exception/penalty calculations in compliance with Internal Revenue Code of 1986.
5. Provide calculations with legal opinion and CPA certified professional opinion that can be relied upon by the Issuer regarding the liability. The report will provide supporting documentation to include the calculation method employed, assumptions and conclusions.
6. Prepare payment Form 8038-T with detailed filing instructions for accurate and timely filing to the IRS, if applicable.

Support Services

7. Discuss the report and findings to ensure a complete understanding of the procedures and recommendations in such report.
8. Prepare a debt compliance monitoring schedule that identifies all-important relevant information by issue including prior calculations, liability amounts, future calculation due dates and important status notes.
9. Advise on how future changes in the Tax Code may affect the debt issue.
10. Provide technical assistance and consultation in matters related to the arbitrage compliance regulations.
11. Assist in the IRS record retention requirements, which include storage of records related to the debt issue.
12. Provide no cost audit support in the event of an IRS audit.

CERTIFICATE OF INTERESTED PARTIES

FORM 1295

1 of 1

Complete Nos. 1 - 4 and 6 if there are interested parties.
Complete Nos. 1, 2, 3, 5, and 6 if there are no interested parties.

OFFICE USE ONLY CERTIFICATION OF FILING

Certificate Number:
2021-744225

Date Filed:
04/27/2021

Date Acknowledged:

1 Name of business entity filing form, and the city, state and country of the business entity's place of business.

Arbitrage Compliance Specialists, Inc
Greenwood Village, CO United States

2 Name of governmental entity or state agency that is a party to the contract for which the form is being filed.

Fort Bend County Fresh Water Supply Dist. No. 1

3 Provide the identification number used by the governmental entity or state agency to track or identify the contract, and provide a description of the services, goods, or other property to be provided under the contract.

042721
Series 2008 Final Rebate Report

4	Name of Interested Party	City, State, Country (place of business)	Nature of interest (check applicable)	
			Controlling	Intermediary
	Municipal Risk Management Group, L.L.C	Houston, TX United States		X
	Pahnke, Diana	Greenwood Village, CO United	X	
	Pahnke, Doug	Greenwood Village, CO United	X	

5 Check only if there is NO Interested Party.

☐

6 UNSWORN DECLARATION

My name is Doug Pahnke, and my date of birth is 4/10/1967.

My address is 6041 S Syracuse Way #310, Greenwood Village, CO, 80111, USA.
(street) (city) (state) (zip code) (country)

I declare under penalty of perjury that the foregoing is true and correct.

Executed in Arapahoe County County, State of Colorado, on the 27 day of April, 2021.
(month) (year)

Doug Pahnke

Signature of authorized agent of contracting business entity
(Declarant)

ACCEPTED this _____ day of _____, 2021.

"GRANTEE"

MOUNT HOUSTON ROAD
MUNICIPAL UTILITY DISTRICT

By:

Matthew Zeve, President

THE STATE OF TEXAS

COUNTY OF HARRIS

§
§
§

This instrument was acknowledged before me on this _____ day of _____, 2021, by Matthew Zeve, President of the Board of Directors of Mount Houston Road Municipal Utility District, a political subdivision of the state of Texas, on behalf of said political subdivision.

Notary Public in and for
the State of Texas (SEAL)

ACCEPTED this _____ day of _____, 2021.

"GRANTEE"

MOUNT HOUSTON ROAD
MUNICIPAL UTILITY DISTRICT

By:

Matthew Zeve, President

THE STATE OF TEXAS

COUNTY OF HARRIS

§
§
§

This instrument was acknowledged before me on this _____ day of _____, 2021, by Matthew Zeve, President of the Board of Directors of Mount Houston Road Municipal Utility District, a political subdivision of the state of Texas, on behalf of said political subdivision.

Notary Public in and for
the State of Texas

(SEAL)

Fresno Freshwater 1 Wastewater Treatment Plant
April 30, 2021 Through May 31, 2021 Summary
July 15, 2021

The treatment plant operation information was received by Paul Hamilton from John Montgomery with Municipal Operations & Consultants.

WWTP Operations Report:

During the month of May 2021 per the attached MOC monthly report, the WWTP was operating at 68% of the 0.675 MGD permit capacity and was operating within permit parameters. Arcola had 49% inflow and Freshwater-1 had 139% inflow. The plant average daily flow was 456,490 gallons. During the month total plant inflow (4/30/2021-5/31/2021) was 14,151,300 gallons. The daily plant peak flow was 890,000 gallons. The total rainfall for the month of May was 10.75 inches.

WWTP Discharge Monitoring Report:

The May 2021 Discharge Monitoring Report (DMR) did not reflect any parameter exceedances. A copy of the DMR is attached.

Operations Expenses

The WWTP total expenses from April 26, 2021 to June 1, 2021 was \$ 4,714.17 . \$1000.00 for MOC monthly services plus \$ 3,714.17 for ancillary supplies and activities. See attached expense sheets, back 5 pages of the normal report package.

Paul Hamilton

FBFW1 Supervisor & Treatment Plant Liaison



Municipal Operations & Consulting, Inc.

MONTHLY OPERATIONS REPORT FOR THE CITY OF ARCOLA

June, 2021

SEWER ONLY BILLED: 258
WATER/SEWER BILLED: 609
VACANTS: 97
TOTAL CONNECTION COUNT: 964

Water and Sewer Billed
Residential: 333
Commercial: 90
96 Units - Apt @ 0.4762: 46
Compass Development: 140
Total SFE's: 609

BILLING PERIOD: 05/20/21 - 06/21/21

FWSD 1 - Previous Read 162,779,000
Read Date: 06/21/21 165,834,000
Total Gallons Pumped: 3,055,000
Water received from FB 141: 0
Water to Charleston MUD: 0
Gallons Billed 2,497,000
Leaks and Flushing 330,000
Pumped vs Billed 93%
Notes:

FS #1
Original contract SFE's: 500
Contract amend. 125 SFE's: 125
Total SFE's available: 625
Total SFE's remaining: 16

GPD Per Connection: 167
Percentage of Contract: 41%

	Penalty	Tap Fee	Sewer	Water	NFBWA	TCEQ	Misc.	Deposit	TOTAL
REVENUE:	\$1,220.19	\$0.00	\$25,051.66	\$20,794.02	\$9,964.39	\$0.00	\$1,602.90	\$2,782.39	\$61,415.55

WASTEWATER TREATMENT PLANT

T.C.E.Q. Permit Number: TX0102385
Permit expiration date: January, 2024

May, 2021

	May, 2021	Permitted	Measured by:
Average daily flow	456,494	Permitted Daily Flow	675,000 gal.per day
Average CBOD	3.09	Permitted CBOD	10 lbs/day
Average Total Suspended Solids	3.16	Permitted T.S.S.	15 mg/l
Average Ammonia Nitrogen	0.05	Permitted Ammonia Nitrogen	3 mg/l
Average PH	7.64	Permitted PH	6.00 - 9.00 STD UNIT
Average Dissolved Oxygen	7.42	Permitted Dissolved Oxygen	4.0 mg/l
E. coli	1.00	Permitted E. coli	126.0 mpn/100 ml
Total Rainfall	10.75"		
Average daily flow - FS #1	124,993		
FS #1 Flow	19%		
Arcola Flow	49%		

Sewer Treatment plant is currently operating at 68% of the permitted capacity

Sewer Treatment Plant/Lift Station - Notes

City of Arcola Sewage Treatment Plant

May-21

	Flow Reading	Total Gallons x100	2hr Peak	CL ₂ Res.	Mag. Res.	Final CL ₂	Sample Temp	%Solids SV - 30	Sludge Blanket	Waste Time	Bleach Total Used	Rainfall (Inches)
4/30/2021	8004232		50	2.1	0.12		3				0	1
5/1/2021	8010541	6309	68	2.3	0.1	2.2	3				20	1.5
5/2/2021	8015625	5084	70	2	0.11	1.89	3				20	1
5/3/2021	8021460	5835	71	2.1	0.08	2.02	3				20	0
5/4/2021	8026719	5259	35	2.2	0.12	2.08	3	25	6		20	0
5/5/2021	8031415	4696	41	2.4	0.1	2.3	3				20	0
5/6/2021	8034883	3468	45	4	0.11	3.89	3	30	8		20	0
5/7/2021	8037769	2886	38	3.6	0.1	3.5	3				20	0
5/8/2021	8039697	1928	29	3.4	0.13	3.27	3				20	0
5/9/2021	8042553	2856	35	3.3	0.11	3.19	3				20	0
5/10/2021	8044867	2314	30	3.4	0.09	3.31	3				20	0
5/11/2021	8047360	2493	28	3.1	0.1	3	3	25	5		20	0
5/12/2021	8050327	2967	45	3.2	0.11	3.09	3				20	0
5/13/2021	8054272	3945	25	3	0.09	2.91	3	26	6		20	0
5/14/2021	8055743	1471	26	3.1	0.13	2.97	3				20	0
5/15/2021	8057601	1858	32	3	0.13	2.87	3				20	0
5/16/2021	8059750	2149	28	3.2	0.11	3.09	3				20	0
5/17/2021	8064050	4300	45	3.4	0.1	3.3	3				20	0
5/18/2021	8069027	4977	68	3.3	0.12	3.18	3	22	5		20	1.5
5/19/2021	8077927	8900	90	3.6	0.08	3.52	3				20	3
5/20/2021	8086525	8598	75	3.4	0.1	3.3	3	25	5		20	0.5
5/21/2021	8091475	4950	46	3.2	0.11	3.09	3				20	0
5/22/2021	8097719	6244	50	3.3	0.13	3.17	3				20	0
5/23/2021	8103524	5805	35	3.4	0.1	3.3	3				20	0.25
5/24/2021	8110226	6702	75	3.6	0.11	3.49	3				20	1.5
5/25/2021	8118650	8424	50	3.4	0.09	3.31	3	23	5		20	0.5
5/26/2021	8125104	6454	30	3.2	0.12	3.08	3				20	0
5/27/2021	8128913	3809	29	3.1	0.1	3	3	21	5		20	0
5/28/2021	8132313	3400	35	3.2	0.11	3.09	3				20	0
5/29/2021	8138723	6410	32	3	0.08	2.92	3				20	0
5/30/2021	8142869	4146	36	3.3	0.11	3.19	3				20	0
5/31/2021	8145745	2876	30	3.4	0.1	3.3	3				20	0

Total Flow Gallons: 14,151,300

Daily Average (0.5 MGD): 456,494

Daily Peak Flow: 890,000 5/19/2021

2 Hour Peak in GPM (1389): 938

Supervising Operator:

Supervisor License #:

James Durgens

WW0061603 (B)

Supervisor Signature:

Date:

Total Rainfall: 10.75

Total CL₂: 640
Total Daily Avg CL₂: 20



Edit DMR

[Collapse Header](#)

Permit

Permit ID: TX0102385

Permittee: ARCOLA, CITY OF

Facility: CITY OF ARCOLA WWTP

Permitted Feature: 001 - External Outfall

Report Dates & Status

Monitoring Period: From 05/01/21 to 05/31/21

Status: NetDMR Validated

Principal Executive Officer

First Name:

Title:

No Data Indicator (NODI)

Form NODI:

Major: 13222 HWY 6

Permittee Address: ARCOLA, TX 77583
5925 FM 521

Facility Location: ARCOLA, TX 77583
A - DOMESTIC FACILITY - 001

Discharge: 06/20/21

DMR Due Date: 06/20/21

Last Name:

Telephone:

Parameter	NODI	Quantity or Loading	Value 1	Value 2	Units	Value 1	Value 2	Quality or Concentration	Value 3	Units	# of Ex.	Freq. of Analysis	Smpl. Type
Code	Name												
00300	Oxygen, dissolved [DO]	Smpl.											
1 - Effluent Gross													
Season: 0													
NODI:													
00400	pH	Smpl.											
1 - Effluent Gross													
Season: 0													
NODI:													
00530	Solids, total suspended	Smpl.											
1 - Effluent Gross													
Season: 0													
NODI:													
00610	Nitrogen, ammonia total [as N]	Smpl.											
1 - Effluent Gross													
Season: 0													
NODI:													



27316 Spectrum Way
Oak Ridge, TX 77385
Phone: (281) 367-5511
Fax: (281) 367-5517

1825 N Mason Rd
Katy, TX 77449
Phone: (281) 347-8686

**City of Arcola
Bookkeeper Invoice Log (SP)**

May 2021

Invoice Date	Invoice #	Vendor	Service/Mdse.	Used At	Invoice Total
21-May	217233	BMI - Biosolids Management	Liquid Haul	SP	\$ 2,340.00
28-May	248218	NAPCO Chemical Co.	Chemicals	SP	\$ 2,600.00
7-Jun	2103457	NWDLS, Inc.	Lab Fees	SP	\$ 1,036.00
9-Jun	27867	STP Services	Repairs/ Maintenance	SP	\$ 350.00
1-Jun	IN-8594	Municipal Operations & Consulting, Inc.	Wastewater Operations	SP	\$ 3,714.17

04/26	5925 FM 521	<u>Wastewater Plant</u>							
		Ordered chemicals for facility use; Bleach.							
			Plant Operator Level III	0.5	\$	35.00	\$	17.50	
			Utility Truck	0.5	\$	18.00	\$	9.00	26.50

Date	Service Location	Work Description	Material/Labor Cost				Job Total
			Labor/Equip	Qty	Rate	Amount	
04/27	5925 FM 521	Meeting with contractor regarding final punch list.	CO Officer	1.5	\$ 75.00	\$ 112.50	\$ 139.50
			Utility Truck	1.5	\$ 18.00	\$ 27.00	
05/03	5925 FM 521	Cleaned and pulled rags from aeration basin.	Plant Operator Level III	1.0	\$ 35.00	\$ 35.00	\$ 169.00
			Supervisor	2.0	\$ 40.00	\$ 80.00	
			Utility Truck	3.0	\$ 18.00	\$ 54.00	
05/04	5925 FM 521	Exercised generator.	Plant Operator Level III	0.5	\$ 35.00	\$ 17.50	\$ 26.50
			Utility Truck	0.5	\$ 18.00	\$ 9.00	
05/06	5925 FM 521	Pulled sample from the intake of the plant.	Plant Operator Level III	3.0	\$ 35.00	\$ 105.00	\$ 159.00
			Utility Truck	3.0	\$ 18.00	\$ 54.00	
05/10	5925 FM 521	Cleaned contact chamber.	Plant Operator Level I	1.0	\$ 35.00	\$ 35.00	\$ 53.00
			Utility Truck	1.0	\$ 18.00	\$ 18.00	
05/10		Cleaned clarifier.	Plant Operator Level I	2.0	\$ 35.00	\$ 70.00	\$ 106.00
			Utility Truck	2.0	\$ 18.00	\$ 36.00	
05/11	5925 FM 521	Cleaned and pulled rags from aeration basin.	Plant Operator Level III	1.0	\$ 35.00	\$ 35.00	\$ 53.00
			Utility Truck	1.0	\$ 18.00	\$ 18.00	
05/11	5925 FM 521	Exercised generator.	Plant Operator Level III	0.5	\$ 35.00	\$ 17.50	\$ 26.50
			Utility Truck	0.5	\$ 18.00	\$ 9.00	
05/12	5925 FM 521	Responded to auto dialer called out for blowers failure. Found blower tripped. Reset blower and auto dialer.	Plant Operator Level III	0.5	\$ 35.00	\$ 17.50	\$ 26.50
			Utility Truck	0.5	\$ 18.00	\$ 9.00	
05/13	5925 FM 521	Ordered materials for facility use; Standards and grease.	Plant Operator Level III	0.5	\$ 35.00	\$ 17.50	\$ 522.63
			Utility Truck Materials	0.5	\$ 18.00	\$ 9.00	
						\$ 496.13	

Date	Service Location	Work Description	Material/Labor Cost				Job Total
			Labor/Equip	Qty	Rate	Amount	
05/13	5925 FM 521	Pulled sample from the intake of the plant.	Plant Operator Level III	1.0	\$ 35.00	\$ 35.00	\$ 111.00
			Supervisor	1.0	\$ 40.00	\$ 40.00	
			Utility Truck	2.0	\$ 18.00	\$ 36.00	
05/14	5925 FM 521	Swept and cleaned all buildings.	Plant Operator Level III	0.5	\$ 35.00	\$ 17.50	\$ 26.50
			Utility Truck	0.5	\$ 18.00	\$ 9.00	
05/14	5925 FM 521	Adjusted belts on sludge return pumps.	Plant Operator Level I	2.5	\$ 35.00	\$ 87.50	\$ 330.50
			Plant Operator Level III	1.0	\$ 35.00	\$ 35.00	
			Supervisor	2.5	\$ 40.00	\$ 100.00	
			Utility Truck	6.0	\$ 18.00	\$ 108.00	
05/14	5925 FM 521	Tightened belts on blowers.	Supervisor	1.0	\$ 40.00	\$ 40.00	\$ 58.00
			Utility Truck	1.0	\$ 18.00	\$ 18.00	
05/17	5925 FM 521	Cleaned clarifier.	Plant Operator Level I	3.0	\$ 35.00	\$ 105.00	\$ 159.00
			Utility Truck	3.0	\$ 18.00	\$ 54.00	
05/18	5925 FM 521	Ordered materials for facility use; Chlorine standards.	Supervisor	0.5	\$ 40.00	\$ 20.00	\$ 454.04
			Utility Truck Materials	0.5	\$ 18.00	\$ 9.00	
						\$ 425.04	
05/18	5925 FM 521	Cleaned and pulled rags from aeration basin.	Plant Operator Level III	1.0	\$ 35.00	\$ 35.00	\$ 53.00
			Utility Truck	1.0	\$ 18.00	\$ 18.00	
05/18	5925 FM 521	Pulled rags from stilling well.	Plant Operator Level I	1.0	\$ 35.00	\$ 35.00	\$ 53.00
			Utility Truck	1.0	\$ 18.00	\$ 18.00	
05/20	5925 FM 521	Pulled rags from stilling well.	Plant Operator Level I	1.0	\$ 35.00	\$ 35.00	\$ 53.00
			Utility Truck	1.0	\$ 18.00	\$ 18.00	
05/20	5925 FM 521	Pulled samples for lab.	Plant Operator Level I	1.0	\$ 35.00	\$ 35.00	
			Plant Operator Level III	2.0	\$ 35.00	\$ 70.00	

Date	Service Location	Work Description	Material/Labor Cost				Job Total
			Labor/Equip	Qty	Rate	Amount	
05/21	5925 FM 521	Swept and cleaned all buildings.	Utility Truck	3.0	\$ 18.00	\$ 54.00	\$ 159.00
			Plant Operator Level III	0.5	\$ 35.00	\$ 17.50	
			Utility Truck	0.5	\$ 18.00	\$ 9.00	\$ 26.50
05/22	5925 FM 521	Adjusted new decant line.	Supervisor-OT	1.5	\$ 60.00	\$ 90.00	
			Utility Truck	1.5	\$ 18.00	\$ 27.00	\$ 117.00
05/24	5925 FM 521	Reset auto dialer.	Plant Operator Level I	0.5	\$ 35.00	\$ 17.50	
			Utility Truck	0.5	\$ 18.00	\$ 9.00	\$ 26.50
05/24	5925 FM 521	Found blower tripped because of inclement weather. Reset blower. Checked oil level and filters.	Plant Operator Level III	1.5	\$ 35.00	\$ 52.50	
			Supervisor	1.0	\$ 40.00	\$ 40.00	
			Utility Truck	2.5	\$ 18.00	\$ 45.00	\$ 137.50
05/24	5925 FM 521	Cleaned clarifier.	Plant Operator Level I	1.5	\$ 35.00	\$ 52.50	
			Utility Truck	1.5	\$ 18.00	\$ 27.00	\$ 79.50
05/25	5925 FM 521	Exercised generator.	Plant Operator Level I	0.5	\$ 35.00	\$ 17.50	
			Utility Truck	0.5	\$ 18.00	\$ 9.00	\$ 26.50
05/25	5925 FM 521	Cleaned clarifier.	Plant Operator Level I	1.5	\$ 35.00	\$ 52.50	
			Utility Truck	1.5	\$ 18.00	\$ 27.00	\$ 79.50
05/25	5925 FM 521	Picked up trash around sewer plant.	Plant Operator Level I	2.5	\$ 35.00	\$ 87.50	
			Utility Truck	2.5	\$ 18.00	\$ 45.00	\$ 132.50
05/26	5925 FM 521	Ordered chemicals for facility use; bleach.	Plant Operator Level III	0.5	\$ 35.00	\$ 17.50	
			Utility Truck	0.5	\$ 18.00	\$ 9.00	\$ 26.50
05/27	5925 FM 521	Cleaned stilling wells.	Plant Operator Level III	0.5	\$ 35.00	\$ 17.50	
			Utility Truck	0.5	\$ 18.00	\$ 9.00	\$ 26.50

Date	Service Location	Work Description	Material/Labor Cost				Job Total
			Labor/Equip	Qty	Rate	Amount	
05/27	5925 FM 521	Pulled sample from the intake of the plant.	Plant Operator Level III	3.0	\$ 35.00	\$ 105.00	
			Utility Truck	3.0	\$ 18.00	\$ 54.00	\$ 159.00
05/27	5925 FM 521	Cleaned clarifier.	Plant Operator Level I	1.0	\$ 35.00	\$ 35.00	
			Utility Truck	1.0	\$ 18.00	\$ 18.00	\$ 53.00
05/28	5925 FM 521	Swept and cleaned all buildings and pick up trash.	Plant Operator Level III	0.5	\$ 35.00	\$ 17.50	
			Utility Truck	0.5	\$ 18.00	\$ 9.00	\$ 26.50
06/01	5925 FM 521	Monthly auto dialer service.	Monthly auto dialer service.	1.0	\$ 32.00	\$ 32.00	\$ 32.00
		Total Wastewater Plant					\$3,714.17