

**NOTICE OF MEETING  
FORT BEND COUNTY FRESH WATER SUPPLY DISTRICT NO. 1  
OF  
FORT BEND COUNTY, TEXAS**

Notice is hereby given that the Board of Supervisors of **Fort Bend County Fresh Water Supply District No. 1** will meet in **regular** session, open to the public, at **6:00 p.m. on Thursday, February 17, 2022**, at the Mustang Community Center, **4521 F.M. 521 North, Fresno, Fort Bend County, Texas, 77545**, a designated meeting place of the Board inside the boundaries of the District.

Electronic copies of the meeting materials are available at **www.fortbendwater1.com** at such time as the meeting occurs. At the meeting the following items will be considered:

**1. Hear from public solely regarding matters on the agenda (limited to 3 minutes per person).**

**2. Receive bids and award sale of Fort Bend County Fresh Water Supply District No. 1 Unlimited Tax Bonds, Series 2022 in the principal amount of \$10,450,000 (the Bonds), and approve the following in connection therewith:**

- A. Receive and award bid for Bonds.**
- B. Bond Order.**
- C. Official Statement and resolution relating thereto.**
- D. General Certificate.**
- E. Signature Identification and No-Litigation Certificate.**
- F. Letters of Representation.**
- G. Bond Register and Paying Agency Agreement.**
- H. Form 8038-G.**
- I. Tax Exemption Certificate.**
- J. All other such documents and certificates necessary to accomplish the closing of the Bonds.**

**3. Review Bookkeeper's Report and consider taking action thereon, including:**

- A. Approval of bills submitted to the District for payment.**
- B. Review Investment Report and authorize necessary action in connection therewith.**
- C. Review Collateral Pledge Report and Investment Policy and authorize necessary action in connection therewith including any amendments or changes thereto.**
- D. Discuss depository institutions and take any necessary related actions.**

**4. Review Tax Assessor/Collector's Report and consider taking action thereon, including:**

- A. Approve write-offs as recommended by the Fort Bend County Tax Assessor/Collector.**
- B. Approve Interlocal Agreement for Collection of Taxes with Fort Bend County.**

**5. Review Engineer's Report and consider taking action thereon, including:**

- A. Report on status of projects including: (i) Water Plant No. 1 recoat work, (iv) Water Plant No. 2, (v) Gateway Acres Subdivision wastewater collection system, (vi) Fresno Ranchos Subdivision lift station and force main, and (vii) Gateway Acres Subdivision wastewater plumbing contract, and take action related thereto, including authorize advertisement of bids, award of contracts, approval of pay estimates and change orders.**
- B. Authorize Engineer to prepare plans and specifications for water and wastewater systems projects, and authorize solicitation/advertisement of bids for construction of water system and wastewater system projects as necessary.**
- C. Report on status of project funding, and take necessary action related thereto, including update on TCEQ Bond Application.**
- D. Report on projections for District Water and Wastewater Projects.**
- E. Discuss Emergency Preparedness Plan and take any necessary action related thereto.**
- F. Update concerning status of non-residential connections.**
- G. Update concerning emergency water interconnect with BC MUD 21.**
- H. Update of status of City of Arcola water plant.**
- I. Update on status of WWTP expansion.**
- J. Update concerning road widening projects within the District.**

**6. Review Operator's Report and consider taking action thereon, including:**

- A. Approval of repairs to water and wastewater systems.**
- B. Approval of requests for water taps.**
- C. Approval of water termination list.**

**7. Attorney's Report and consider taking action thereon, including:**

- A. Approval of minutes of meetings held on December 17, 2022, January 20, 2022 and January 27, 2022.**
- B. Discuss and take action on Regional Facilities Contract.**

- C. Approve Resolution Regarding Tax Exemptions.
- D. Approve Resolution Authorizing 20% Penalty on Delinquent Taxes.
- E. Adopt Order Calling Supervisors Election.
- F. Approve Joint Election Agreement with Fort Bend County.
- G. Consider appointing agent for election matters.
- 8. Regional Plant Committee Report and consider taking action thereon.**
- 9. Hear from public.**


The meeting is also available by **ZOOM**, please use the link:

<https://us02web.zoom.us/j/88682300409?pwd=UjFBTkhhGa2dNNHVUSER5MDRQVnhPZz09>

**The Meeting ID is 886 8230 0409 and the password is 101750.**

Pursuant to V.T.C.A. Government Code §551, the Board of Supervisors may convene in closed session in relation to any agenda item included in this Notice with such closed session to be held at the date, hour, and place given in this Notice any and all subjects for any and all purposes permitted by V.T.C.A Government Code Chapter 551, including but not limited to, private consultation with the District's Attorney's on any or all matters or subjects authorized by law, pending or contemplated litigation, personnel matters, real estate transactions, security devices, economic development negotiations and/or gifts and donations.

**FORT BEND COUNTY FRESH WATER  
SUPPLY DISTRICT NO. 1**

By:   
Maria Salinas Parker  
Sanford Kuhl Magan Kugel Parker Kalin LLP  
Attorneys for the District



MUNICIPAL ACCOUNTS  
& CONSULTING, L.P.

# Fort Bend County Fresh Water Supply District No. 1

Bookkeeper's Report

February 17, 2022

## Cash Flow Report - Checking BBVA Account

As of February 17, 2022

Num	Name	Memo	Amount	Balance
BALANCE AS OF 01/21/2022				\$1,000.00
Receipts				
	No Receipts Activity		0.00	
Total Receipts				0.00
Disbursements				
ACH	Frontier Communications	Telephone Expense	(133.77)	
Fees	BBVA USA	Bank Service Charge	(106.18)	
Total Disbursements				(239.95)
BALANCE AS OF 02/17/2022				\$760.05



## Cash Flow Report - Checking Account

As of February 17, 2022

Num	Name	Memo	Amount	Balance
BALANCE AS OF 01/21/2022				\$271,651.92
Receipts				
	City of Arcola Joint Water Payment		5,000.00	
	City of Arcola Joint Water Payment		116,833.87	
	Interest Earned on Checking		4.11	
	Wire Transfer from Lockbox		100,315.71	
Total Receipts				222,153.69
Disbursements				
8092	Hudson Energy Services, LLC	Utility Expense	(4,151.78)	
8094	North Fort Bend Water Authority	Pumpage Fees	(101,950.35)	
8096	AT&T Mobility - #0808	Ipad Expense	(183.43)	
8097	Calvin Casher	Fees of Office - 2/17/2022	(138.53)	
8098	Erasto Vallejo	Fees of Office - 2/17/2022	(138.53)	
8099	Paul Hamilton	Fees of Office - 2/17/2022	(138.52)	
8100	Rosa Linda Medina	Fees of Office - 2/17/2022	(113.53)	
8101	Paul Hamilton	AWBD Mid - Winter Conference - 1/28/22 & 1/2	(528.73)	
8102	Rosa Linda Medina	AWBD Mid - Winter Conference - 1/28/22 - 1/30	(784.06)	
8103	Charlotte Frusti	Deposit Refund	(49.18)	
8104	Fernando Lopez	Deposit Refund	(49.18)	
8105	Luis Diez	Deposit Refund	(627.44)	
8106	Paulina Merino	Deposit Refund	(19.18)	
8107	CDC Unlimited, LLC	Mowing Expense	(75.00)	
8108	Domain Listings, LLC	Annual Website Domain Listing	(288.00)	
8109	DXI Industries, Inc.	Chemical Expense	(471.12)	
8110	Envirodyne Laboratories, Inc	Laboratory Fees	(80.00)	
8111	Environmental Development Partners	Maintenance & Operations	(34,084.80)	
8112	Fort Bend County Tax Office	2021 Tax Year - Current Account Additions	(2,074.10)	
8113	Fort Bend Herald	Publication Fees	(74.53)	
8114	Jacobs Engineering Group, Inc.	Engineering Fees	(27,802.37)	
8115	Municipal Accounts & Consulting, LP	Bookkeeping Fees	(4,501.83)	
8116	Sanford Kuhl Hagan Kugle Parker Kahn LLP	Legal Fees	(4,777.28)	
8117	City of Arcola	Sewer Collections	(5,530.99)	
8118	Calvin Casher	Fees of Office - 1/27/2022	(138.52)	
8119	Erasto Vallejo	Fees of Office - 1/27/2022	(138.52)	
8120	Paul Hamilton	Fees of Office - 1/27/2022	(138.53)	
8121	Rosa Linda Medina	Fees of Office - 1/27/2022	(113.53)	
8122	AT&T Mobility - #0808	Ipad Expense	0.00	
8123	Hudson Energy Services, LLC	Utility Expense	0.00	
8124	Paul Hamilton	Fees of Office - WWTP Report	(138.52)	
8125	Calvin Casher	AWBD Mid - Winter Conference - 1/28/22 - 1/30	(741.89)	
8126	City of Arcola	Joint Water Overpayment Refund	(12,672.34)	
Fees	Central Bank	Bank Service Charge	(40.00)	
Total Disbursements				(202,754.31)
BALANCE AS OF 02/17/2022				\$291,051.30

Fort Bend County FWSD No. 1 - GOF  
**Cash Flow Report - Operator Account**  
 As of February 17, 2022

Num	Name	Memo	Amount	Balance
BALANCE AS OF 01/21/2022				\$118,734.83
Receipts				
	Accounts Receivable		15,234.57	
Total Receipts				15,234.57
Disbursements				
Fees	Central Bank	Bank Service Charge	(25.00)	
Rtn Chk	Fort Bend County FWSD No 1	Returned Checks (5)	(228.90)	
Wire	Central Bank	Wire Transfer to Checking	(100,315.71)	
Total Disbursements				(100,569.61)
BALANCE AS OF 02/17/2022				\$33,399.79

## Cash Flow Report - Checking Account

As of February 17, 2022

Num	Name	Memo	Amount	Balance
BALANCE AS OF 01/21/2022				\$500.00
Receipts				
	Wire Transfer from 2015 DFund Money Market		221,442.63	
Total Receipts				221,442.63
Disbursements				
6012	Jacobs Engineering Group, Inc.	TWDB WP No. 2 Engineering Fees	(4,425.81)	
6013	B-5 Construction Company, Inc.	Water Plant #2 - PE #10	(217,016.82)	
Svc Chg	Central Bank	Service Charge	(40.00)	
Total Disbursements				(221,482.63)
BALANCE AS OF 02/17/2022				\$460.00

## Account Balances

As of February 17, 2022

Financial Institution (Acct Number)	Issue Date	Maturity Date	Interest Rate	Account Balance	Notes
Fund: Operating					
Certificates of Deposit					
LONE STAR BANK (XXXX2413)	02/24/2021	02/24/2022	0.45 %	240,000.00	
TEXAS CAPITAL BANK (XXXX0586)	04/27/2021	04/27/2022	0.25 %	245,000.00	
ALLEGIANCE BANK (XXXX0783)	04/29/2021	04/29/2022	0.20 %	240,000.00	
PIONEER BANK (XXXX2548)	05/28/2021	05/28/2022	0.29 %	240,000.00	
THIRD COAST BANK, SSB (XXXX6605)	05/30/2021	05/30/2022	0.50 %	240,000.00	
SOUTH STAR BANK (XXXX0172)	06/30/2021	06/30/2022	0.15 %	240,000.00	
UNITY NATIONAL BANK (XXXX4604)	07/22/2021	07/22/2022	0.25 %	240,000.00	
TEXAS REGIONAL BANK (XXXX0879)	08/01/2021	08/02/2022	0.13 %	240,000.00	
SPIRIT OF TEXAS BANK (XXXX6670)	09/30/2021	09/30/2022	0.25 %	240,000.00	
BANCORPSOUTH (XXXX7336)	11/02/2021	11/04/2022	0.44 %	240,000.00	
PLAINS STATE BANK (XXXX1329)	11/24/2021	11/24/2022	0.25 %	240,000.00	
WALLIS BANK (XXXX0319)	11/24/2021	11/24/2022	0.12 %	240,000.00	
VERITEX COMMUNITY BANK (XXXX0266)	11/25/2021	11/25/2022	0.30 %	240,000.00	
TEXAS FIRST BANK (XXXX7767)	12/22/2021	12/22/2022	0.30 %	240,000.00	
INDEPENDENT BANK (XXXX1575)	12/30/2021	12/31/2022	0.10 %	240,000.00	
FRONTIER BANK (XXXX2246)	01/23/2022	01/23/2023	0.50 %	240,000.00	
Money Market Funds					
TEXAS CLASS (XXXX0002)	03/17/2020		0.05 %	3,820,493.10	
Checking Account(s)					
CENTRAL BANK - CHECKING (XXXX0488)			0.00 %	291,051.30	Checking Account
CENTRAL BANK - CHECKING (XXXX3849)			0.00 %	33,399.79	Operator
PNC (XXXX3051)			0.00 %	760.05	Checking BBVA
Totals for Operating Fund:				\$7,990,704.24	
Fund: Capital Projects					
Money Market Funds					
TEXAS CLASS (XXXX0001)	03/17/2020		0.05 %	54,926.26	Series 2015 DFund
UMB (XXXX1340)	04/01/2021		0.00 %	202,177.10	Series 2019 DFund
TEXAS CLASS (XXXX0005)	05/14/2021		0.05 %	1,468,702.86	Series 2019 DFund
Checking Account(s)					
CENTRAL BANK - CHECKING (XXXX0453)			0.00 %	460.00	Checking Account
Totals for Capital Projects Fund:				\$1,726,266.22	
Fund: Debt Service					
Certificates of Deposit					
INDEPENDENT BANK-DEBT (XXXX0365)	02/26/2021	02/26/2022	0.30 %	240,000.00	
SOUTH STAR BANK-DEBT (XXXX0134)	02/27/2021	02/27/2022	0.25 %	240,000.00	
ALLEGIANCE BANK - DEBT (XXXX4800)	08/02/2021	08/02/2022	0.20 %	240,000.00	
SPIRIT OF TX BANK - DEBT (XXXX2023)	08/02/2021	08/02/2022	0.25 %	240,000.00	
TEXAS REGIONAL BANK-DEBT (XXXX5860)	08/02/2021	08/02/2022	0.13 %	240,000.00	
UNITY BANK - DEBT (XXXX4608)	08/02/2021	08/02/2022	0.25 %	240,000.00	
FRONTIER BANK - DEBT (XXXX2126)	08/04/2021	08/04/2022	0.50 %	240,000.00	
BANCORPSOUTH - DEBT (XXXX0073)	08/05/2021	08/05/2022	0.44 %	240,000.00	

## Account Balances

As of February 17, 2022

Financial Institution (Acct Number)	Issue Date	Maturity Date	Interest Rate	Account Balance	Notes
Fund: Debt Service					
Money Market Funds					
TEXAS CLASS (XXXX0004)	04/09/2020		0.05 %	2,437,779.99	
Totals for Debt Service Fund:				\$4,357,779.99	
Grand total for Fort Bend County Fresh Water Supply District No. 1:				\$14,074,750.45	

# Fort Bend Fresh Water Supply District No. 1

## Capital Projects Fund Breakdown

2/17/2022

---

### Net Proceeds for All Bond Issues

#### Receipts

Series 2015 - Dfund Bond Proceeds	\$2,495,655.26
Series 2015 - Interest Earnings	51,656.47
Series 2019 - Dfund Bond Proceeds	1,745,000.00
Series 2019 - Interest Earnings	636.35

#### Disbursements

Series 2015 Dfund - Disbursements (Attached)	(2,492,385.47)
Series 2019 Dfund - Disbursements (Attached)	(74,296.39)

<b>Total Cash Balance</b>	<b>\$1,726,266.22</b>
---------------------------	-----------------------

---

### Balances by Account

Checking - Central (Series 2019)	\$460.00
Series 2015 - Dfund - Texas Class	54,926.26
Series 2019 - Dfund - Texas Class	1,468,702.86
Series 2019 - Dfund (Held by Escrow Agent - UMB)	202,177.10

<b>Total Cash Balance</b>	<b>\$1,726,266.22</b>
---------------------------	-----------------------

---

### Balances by Bond Series

Series 2015 - Dfund	\$54,926.26
Series 2019 - Dfund	1,671,339.96

<b>Total Cash Balance</b>	<b>\$1,726,266.22</b>
---------------------------	-----------------------

---

### Remaining Costs & Surplus

Series 2015 Dfund - Remaining Costs	\$54,546.77
Series 2019 Dfund - Remaining Costs	1,670,703.61

<b>Total Amount in Remaining Costs</b>	<b>\$1,725,250.38</b>
--	-----------------------

---

Series 2015 Dfund - Surplus & Interest	\$379.49
Series 2019 Dfund - Surplus & Interest	636.35

<b>Total Surplus &amp; Interest Balance</b>	<b>\$1,015.84</b>
---	-------------------

---

<b>Total Remaining Costs/Surplus</b>	<b>\$1,726,266.22</b>
--------------------------------------	-----------------------

---

**Fort Bend Fresh Water Supply No. 1  
SERIES 2015 Dfund  
COST COMPARISON**

<u>CONSTRUCTION COSTS</u>	<u>USE OF PROCEEDS</u>	<u>ACTUAL COSTS</u>	<u>REMAINING COSTS</u>	<u>VARIANCE (OVER)/UNDER</u>
A. Construction Items				
1 Total Balance as of 09/30/2018		-	-	-
2 Water Plant No 2	\$1,979,022.01	2,008,513.74	-	(29,491.73)
3 Design Phase Engineering	271,500.00	271,500.00	-	-
4 Const Phase Engineering	48,000.00	34,114.23	13,885.77	-
5 Environmental Assessment	36,000.00	36,000.00	-	-
6 Construction Observation	81,500.00	40,839.00	40,661.00	-
7 Subsurface Utility Investigation	5,573.50	5,573.50	-	-
8 Surveying	32,060.00	32,060.00	-	-
9 Material Testing	15,000.00	36,785.25	-	(21,785.25)
10 Geotechnical Investigation	10,500.00	10,500.00	-	-
11 Well Sitting Study	8,999.75	8,999.75	-	-
12 Potential Pollution Hazard Study	7,500.00	7,500.00	-	-
<b>TOTAL CONSTRUCTION COSTS</b>	<u>\$2,495,655.26</u>	<u>\$2,492,385.47</u>	<u>\$54,546.77</u>	<u>(\$51,276.98)</u>
<b>TOTAL</b>	<u>\$2,495,655.26</u>	<u>\$2,492,385.47</u>	<u>\$54,546.77</u>	<u>(\$51,276.98)</u>
			Interest Earned	\$51,656.47
			Total Surplus & Interest	\$379.49
			Total Remaining Costs, Surplus, & Interest	\$54,926.26

Fort Bend County FWSD No. 1 - GOF  
Actual vs. Budget Comparison

December 2021

		December 2021			January 2021 - December 2021			Annual
		Actual	Budget	Over/(Under)	Actual	Budget	Over/(Under)	Budget
<b>Revenues</b>								
14110	Water - Customer Service Revenu	46,847	34,079	12,768	546,138	567,984	(21,846)	567,984
14112	Regional Water Authority Fees	38,697	25,568	13,129	458,273	426,135	32,138	426,135
14140	Connection Fees	1,222	820	402	11,512	9,839	1,673	9,839
14150	Tap Connections	20,496	11,083	9,412	262,882	133,000	129,882	133,000
14160	Service Application Fees	0	84	(84)	5,500	1,010	4,490	1,010
14210	Sewer - Customer Service Fee	18,621	14,696	3,926	218,437	176,349	42,088	176,349
14220	Inspection Fees	1,300	912	388	17,445	10,944	6,501	10,944
14310	Penalties & Interest	3,039	2,167	873	31,950	26,000	5,950	26,000
14330	Miscellaneous Income	3,095	2,673	422	52,608	32,076	20,532	32,076
14350	Maintenance Tax Collections	377,471	0	377,471	1,732,622	1,659,159	73,463	1,659,159
14351	Penalty & Interest on Tax	3,804	4,308	(504)	60,711	51,691	9,020	51,691
14365	Interest Earned on Checking	3	43	(40)	149	517	(368)	517
14370	Interest Earned on Temp. Invest	(7,483)	1,993	(9,476)	18,500	23,920	(5,420)	23,920
14410	Water Plant Operations COA	16,118	16,621	(503)	58,231	199,452	(141,221)	199,452
14420	Arcola Capital Recovery	5,000	5,000	0	60,000	60,000	0	60,000
14425	Arcola Capacity Reserve	1,500	0	1,500	6,000	0	6,000	0
<b>Total Revenues</b>		<b>529,729</b>	<b>120,047</b>	<b>409,682</b>	<b>3,540,960</b>	<b>3,378,076</b>	<b>162,884</b>	<b>3,378,076</b>
<b>Expenditures</b>								
16105	Operator Expense	7,822	8,333	(511)	90,864	100,000	(9,136)	100,000
16110	Tap Connection Expense	251	6,917	(6,666)	112,609	83,000	29,609	83,000
16130	Maintenance & Repairs	43,478	16,645	26,834	214,163	199,735	14,428	199,735
16140	Chemicals	64	162	(98)	3,483	1,943	1,540	1,943
16150	Laboratory Expense	580	436	144	8,007	5,232	2,775	5,232
16160	Utilities	3,774	2,955	818	39,996	35,464	4,532	35,464
16210	Inspection Expense	619	576	43	11,495	6,911	4,584	6,911
16234	Water Authority Pumpage-COA	11,037	6,322	4,715	152,938	105,369	47,569	105,369
16235	Water Authority Pumpage Fees	40,809	20,971	19,838	443,302	349,516	93,786	349,516
16236	Arcola WWTP Expenses	0	9,426	(9,426)	95,067	113,116	(18,049)	113,116
16237	Interconnect Expense	0	0	0	39,350	0	39,350	0
16320	Tax Assessor/Collector Fees	2,074	2,077	(3)	36,050	24,929	11,121	24,929
16330	Legal Fees	12,066	16,667	(4,600)	128,735	200,000	(71,265)	200,000
16340	Auditing Fees	0	1,840	(1,840)	20,000	21,840	(1,840)	21,840
16350	Engineering Fees	27,132	29,167	(2,035)	370,868	350,000	20,868	350,000
16370	Election Expense	590	0	590	3,050	0	3,050	0
16380	Permit Expense	0	4,537	(4,537)	1,523	6,060	(4,537)	6,060
16390	Telephone Expense	317	205	112	3,944	2,462	1,482	2,462
16410	Sales Tax Tracking	0	1,500	(1,500)	0	1,500	(1,500)	1,500
16430	Bookkeeping Fees	3,337	3,333	3	44,899	40,000	4,899	40,000
16440	Mowing Expense	0	183	(183)	0	2,200	(2,200)	2,200
16455	SB 622 Publications	75	1,600	(1,525)	503	2,000	(1,497)	2,000
16460	Printing & Office Supplies	1,080	1,021	59	6,501	12,257	(5,756)	12,257
16480	Delivery Expense	152	59	93	1,256	708	548	708
16490	Website Services	0	300	(300)	1,719	2,000	(281)	2,000
16520	Postage	752	709	43	8,843	8,507	336	8,507
16530	Insurance & Surety Bond	0	0	0	15,907	12,000	3,907	12,000
16540	Travel Expense	112	785	(673)	370	1,000	(630)	1,000
16550	TCEQ Regulatory Expense	3,982	0	3,982	3,982	0	3,982	0
16560	Miscellaneous Expense	768	612	156	29,922	7,339	22,583	7,339
16570	AWBD Expense	700	0	700	1,435	0	1,435	0
16580	Bank Service Charge	65	60	5	840	722	118	722
16590	Seminar Expenses	0	0	0	354	0	354	0



Fort Bend County FWSD No. 1 - GOF  
Actual vs. Budget Comparison

December 2021

			December 2021			January 2021 - December 2021			Annual
			Actual	Budget	Over/(Under)	Actual	Budget	Over/(Under)	Budget
Expenditures									
16600	Payroll Expenses		750	985	(235)	12,300	11,817	483	11,817
16620	Payroll Tax Expense		57	75	(18)	1,033	904	129	904
16650	Arbitrage Expense		0	9,750	(9,750)	0	9,750	(9,750)	9,750
Total Expenditures			162,442	148,209	14,233	1,905,308	1,718,281	187,027	1,718,281
Other Revenues									
15100	Insurance Reimbursement		0	0	0	34,629	0	34,629	0
Total Other Revenues			0	0	0	34,629	0	34,629	0
Other Expenditures									
16750	Capital Outlay		0	6,000	(6,000)	43,776	50,000	(6,225)	50,000
16752	Cap Out - Fresno Ranchos Proj		8,798	9,414	(616)	84,384	85,000	(616)	85,000
16753	Cap Out - Fresno Grdn WW Plumb		0	70,012	(70,012)	149,999	220,000	(70,001)	220,000
16754	Cap Out - Gateway Acres WWCS		0	21,576	(21,576)	58,722	80,000	(21,278)	80,000
16755	Cap Out - WP #1 Rehab		0	0	0	59,650	49,250	10,400	49,250
16756	Cap Out - LP #3 Addtn @ TT LS		0	0	0	28,891	20,000	8,891	20,000
Total Other Expenditures			8,798	107,002	(98,204)	425,422	504,250	(78,828)	504,250
Excess Revenues (Expenditures)			\$358,489	(\$135,164)	\$493,653	\$1,244,859	\$1,155,545	\$89,314	\$1,155,545

## Balance Sheet

As of December 31, 2021

Dec 31, 21

## ASSETS

## Current Assets

## Checking/Savings

\$\$\$ '7\W\l b[ '66J 5	128,771
\$\$\$ '7U\ l b'6Ub_	395,469
\$\$\$ 'C dYfUcf	118,735

## Total Checking/Savings

642,974

## Other Current Assets

\$\$\$ 'HJa Y8 Ydcg\hg	3,845,000
\$\$\$ 'A cbYmA Uf_Yh7U\	2,546,235
\$\$\$ '5W\i b\hgF W\j U\Y	192,449
\$\$\$ '5#F '1'5fW\ UK UYf	160,707
\$\$\$ '5#F '5fW\ U! '7U\]HU 'F W\j Yfm	5,000
\$\$\$ '5#F '5fW\ U! '7U\]mF YgYfj Y	6,000
\$\$\$ 'A UjbYbUbW HU 'F W\j U\Y	1,735,078
\$\$, \$ '5W\i YX -bYfYgh	4,981
\$\$, \$ '8i Y: fca '8 G	337,993
\$\$, \$ '8i YZfca 'C H Yf	841

## Total Other Current Assets

8,834,284

## Total Current Assets

9,477,258

## TOTAL ASSETS

9,477,258

## LIABILITIES &amp; EQUITY

## Liabilities

## Current Liabilities

## Accounts Payable

\$\$\$ '5W\i b\hgDUhU\Y	186,275
-------------------------	---------

## Total Accounts Payable

186,275

## Other Current Liabilities

\$\$\$ 'DUhfc ``@U\] j\Yg	559
\$\$\$ '7i g\ca Yf'A Yf'8 Ydcg\hg	130,991
\$\$, \$ '8i YHc '7C 5!Gyk Yf'7c ``W\lcbg	7,634
\$\$\$ '8i Yf'C H Yfg	12,672
\$\$\$ '1 bWUJa YX'DfcdYfm	36,656
\$\$, \$ '8 YZfYX -bZck g'DfcdYfmHU Yg	2,036,574

## Total Other Current Liabilities

2,225,086

## Total Current Liabilities

2,411,361

## Total Liabilities

2,411,361

## Equity

\$\$\$ '1 bUg\l bYX: i bX'6UUbW	5,821,038
Net Income	1,244,859

## Total Equity

7,065,897

## TOTAL LIABILITIES &amp; EQUITY

9,477,258

## District Debt Service Payments

02/15/2022 - 02/28/2023

Paying Agent	Series	Date Due	Date Paid	Principal	Interest	Total Due
Debt Service Payment Due 02/15/2022						
Computershare Trust Company, NA	2006A - WS&D	02/15/2022	02/14/2022	0.00	33,862.50	33,862.50
Computershare Trust Company, NA	2010 - WS&D	02/15/2022	02/14/2022	0.00	2,812.50	2,812.50
Amegy Bank of Texas	2015 - WS&D	02/15/2022	02/14/2022	0.00	130,410.50	130,410.50
Amegy Bank of Texas	2016 - Refunding	02/15/2022	02/14/2022	0.00	58,350.00	58,350.00
Amegy Bank of Texas	2017 - Refunding	02/15/2022	02/14/2022	0.00	105,950.00	105,950.00
Bank of New York	2019 - WS&D	02/15/2022	02/14/2022	0.00	30,822.50	30,822.50
Amegy Bank of Texas	2020 - Refunding	02/15/2022	02/14/2022	0.00	68,556.25	68,556.25
Total Due 02/15/2022				0.00	430,764.25	430,764.25
Debt Service Payment Due 08/15/2022						
Computershare Trust Company, NA	2006A - WS&D	08/15/2022		380,000.00	33,862.50	413,862.50
Computershare Trust Company, NA	2010 - WS&D	08/15/2022		150,000.00	2,812.50	152,812.50
Computershare Trust Company, NA	2010A - WS&D	08/15/2022		30,000.00	0.00	30,000.00
Amegy Bank of Texas	2015 - WS&D	08/15/2022		195,000.00	130,410.50	325,410.50
Amegy Bank of Texas	2016 - Refunding	08/15/2022		185,000.00	58,350.00	243,350.00
Amegy Bank of Texas	2017 - Refunding	08/15/2022		10,000.00	105,950.00	115,950.00
Bank of New York	2019 - WS&D	08/15/2022		40,000.00	30,822.50	70,822.50
Amegy Bank of Texas	2020 - Refunding	08/15/2022		280,000.00	68,556.25	348,556.25
Total Due 08/15/2022				1,270,000.00	430,764.25	1,700,764.25
Debt Service Payment Due 02/15/2023						
Computershare Trust Company, NA	2006A - WS&D	02/15/2023		0.00	28,827.50	28,827.50
Amegy Bank of Texas	2015 - WS&D	02/15/2023		0.00	128,441.00	128,441.00
Amegy Bank of Texas	2016 - Refunding	02/15/2023		0.00	56,500.00	56,500.00
Amegy Bank of Texas	2017 - Refunding	02/15/2023		0.00	105,800.00	105,800.00
Bank of New York	2019 - WS&D	02/15/2023		0.00	30,428.50	30,428.50
Amegy Bank of Texas	2020 - Refunding	02/15/2023		0.00	64,356.25	64,356.25
Total Due 02/15/2023				0.00	414,353.25	414,353.25
District Total				\$1,270,000.00	\$1,275,881.75	\$2,545,881.75

# Cash Flow Forecast

## Fort Bend County Fresh Water Supply District No. 1

	12/22	12/23	12/24	12/25	12/26
Assessed Value	\$412,931,570	\$412,931,570	\$412,931,570	\$412,931,570	\$412,931,570
Maintenance Tax Rate	\$0.410	\$0.410	\$0.410	\$0.410	\$0.410
Maintenance Tax	\$1,659,159	\$1,659,159	\$1,659,159	\$1,659,159	\$1,659,159
% Change in Water Rate		3.00%	3.00%	3.00%	3.00%
% Change in Wastewater Rate		3.00%	3.00%	3.00%	3.00%
% Change in NFBWA		10.00%	10.00%	10.00%	10.00%
% Change in Expenses		5.00%	5.00%	5.00%	5.00%
<b>Beginning Cash Balance 12-31-20</b>	<b>\$6,923,174</b>	<b>\$6,590,630</b>	<b>\$8,075,612</b>	<b>\$9,545,074</b>	<b>\$10,998,089</b>
<b>Revenues</b>					
Maintenance Tax	\$1,731,496	\$1,659,159	\$1,659,159	\$1,659,159	\$1,659,159
Water Revenue	574,744	591,986	609,746	628,038	646,879
Wastewater Revenue	224,007	230,727	237,649	244,778	252,122
NFBWA Revenue	474,389	521,828	574,011	631,412	694,553
Other	491,126	515,682	541,466	568,540	596,967
<b>Total Revenues</b>	<b>\$3,495,762</b>	<b>\$3,519,383</b>	<b>\$3,622,031</b>	<b>\$3,731,927</b>	<b>\$3,849,680</b>
<b>Expenses</b>					
Purchase Water	\$161,252	\$166,090	\$171,072	\$176,204	\$181,491
Purchase Wastewater	96,169	99,054	102,026	105,086	108,239
NFBWA	440,923	485,015	533,517	586,869	645,555
Other Expenses	1,175,469	1,234,242	1,295,955	1,360,752	1,428,790
<b>Total Expenses</b>	<b>\$1,873,813</b>	<b>\$1,984,401</b>	<b>\$2,102,569</b>	<b>\$2,228,912</b>	<b>\$2,364,075</b>
<b>Net Surplus</b>	<b>\$1,621,949</b>	<b>\$1,534,981</b>	<b>\$1,519,462</b>	<b>\$1,503,016</b>	<b>\$1,485,605</b>
<b>Capital Outlay</b>					
Capital Outlay	\$50,000	\$50,000	\$50,000	\$50,000	\$50,000
Road Widen Utility Relocation	500,000	0	0	0	0
City of Arcola WP	635,000	0	0	0	0
Water Treatment Unit	500,000	0	0	0	0
WP #2	300,000	0	0	0	0
<b>Total Capital Outlay</b>	<b>\$1,985,000</b>	<b>\$50,000</b>	<b>\$50,000</b>	<b>\$50,000</b>	<b>\$50,000</b>
<b>Construction Surplus</b>	<b>\$30,508</b>	<b>\$0</b>	<b>\$0</b>	<b>\$0</b>	<b>\$0</b>
<b>Ending Cash Balance</b>	<b>\$6,590,630</b>	<b>\$8,075,612</b>	<b>\$9,545,074</b>	<b>\$10,998,089</b>	<b>\$12,433,694</b>
<b>Operating Reserve % of Exp</b>					
	351.72%	406.95%	453.97%	493.43%	525.94%
<b>Bond Authority</b>					
Remaining Bonding Capacity - \$80,210,000					
Maintenance Tax Rate Cap - \$0.50					

# 2022 AWBD Annual Conference

Fort Bend County Fresh Water Supply District No. 1

**Thursday, June 23 - Saturday, June 25, 2022**

Fort Worth Convention Center - Fort Worth, TX

Director	Registration			Prior Conference Expenses
Name	Attending	Online	Paid	Paid
Calvin Casher				Yes
Paul Hamilton				Yes
Rosa Linda Medina				Yes
Rodrigo Carreon				N/A
Erasto Vallejo				N/A

## Note

**Register on-line [www.awbd-tx.org](http://www.awbd-tx.org)** (For log in assistance, contact Taylor Cavnar: [tcavnar@awbd-tx.org](mailto:tcavnar@awbd-tx.org))

This page only confirms registration for the conference, not hotel registrations.

All hotel reservations are the sole responsibility of each attendee.

Your conference registration confirmation will contain a housing reservation request web link.

The link will require the registration number from your conference registration before you can reserve a room.

All requests for an advance of funds must be sent via email to the bookkeeper within 30 days of conference.

## Registration Dates

Early Registration:	Begins	2/16/2022	\$425
Regular Registration:	Begins	3/31/2022	\$475
Late Registration	Begins	5/12/2022	\$575

## Cancellation Policy

All cancellations must be made in writing.

A \$50.00 administrative fee is assessed for each conference registration cancelled on or before 05/11/22.

There will be no refunds after 05/11/22.

## Housing Information

Hotel reservations are only available to attendees who are registered with AWBD-TX for the Conference.

If you have questions, please call Taylor Cavnar at (281) 350-7090.

**FORT BEND FRESH WATER SUPPLY DISTRICT NO 1**  
**TAX ANALYSIS FISCAL YEAR END 12/31/2022**

PERCENTAGE	TAX YEARS ----- 2022 -----			TAX YEARS ----- 2021 -----			GRAND DSF	TOTAL MAINT	TOTAL
	DSF 0.5900	M&O 0.4100	TOTAL 2022	DSF 0.5900	M&O 0.4100	TOTAL 2021			
PRIOR YEAR									191,816.92
TAX LEVY 2021	0.00	0.00		2,133,308.95	1,482,468.93	3,615,777.88			0.00
COLLECTIONS:									
JAN 2021									
TAXES	0.00	0.00	0.00	1,150,240.56	799,319.71	1,949,560.27	1,166,967.97	811,797.01	1,978,764.98
PENALTY	0.00	0.00	0.00	0.00	0.00	0.00	5,075.03	3,957.96	9,032.99
							1,172,043.00	815,754.97	1,987,797.97
FEB 2021									
TAXES	0.00	0.00	0.00	0.00	0.00	0.00	0.00	0.00	0.00
PENALTY	0.00	0.00	0.00	0.00	0.00	0.00	0.00	0.00	0.00
							0.00	0.00	0.00
MARCH 2021									
TAXES	0.00	0.00	0.00	0.00	0.00	0.00	0.00	0.00	0.00
PENALTY	0.00	0.00	0.00	0.00	0.00	0.00	0.00	0.00	0.00
							0.00	0.00	0.00
APRIL 2021									
TAXES	0.00	0.00	0.00	0.00	0.00	0.00	0.00	0.00	0.00
PENALTY	0.00	0.00	0.00	0.00	0.00	0.00	0.00	0.00	0.00
							0.00	0.00	0.00
MAY 2021									
TAXES	0.00	0.00	0.00	0.00	0.00	0.00	0.00	0.00	0.00
PENALTY	0.00	0.00	0.00	0.00	0.00	0.00	0.00	0.00	0.00
							0.00	0.00	0.00
JUNE 2021									
TAXES	0.00	0.00	0.00	0.00	0.00	0.00	0.00	0.00	0.00
PENALTY	0.00	0.00	0.00	0.00	0.00	0.00	0.00	0.00	0.00
							0.00	0.00	0.00
JULY 2021									
TAXES	0.00	0.00	0.00	0.00	0.00	0.00	0.00	0.00	0.00
PENALTY	0.00	0.00	0.00	0.00	0.00	0.00	0.00	0.00	0.00
							0.00	0.00	0.00
AUG 2021									
TAXES	0.00	0.00	0.00	0.00	0.00	0.00	0.00	0.00	0.00
PENALTY	0.00	0.00	0.00	0.00	0.00	0.00	0.00	0.00	0.00
							0.00	0.00	0.00
SEPT 2021									
TAXES	0.00	0.00	0.00	0.00	0.00	0.00	0.00	0.00	0.00
PENALTY	0.00	0.00	0.00	0.00	0.00	0.00	0.00	0.00	0.00
							0.00	0.00	0.00
OCT 2021									
TAXES	0.00	0.00	0.00	0.00	0.00	0.00	0.00	0.00	0.00
PENALTY	0.00	0.00	0.00	0.00	0.00	0.00	0.00	0.00	0.00
							0.00	0.00	0.00
NOV 2021									
TAXES	0.00	0.00	0.00	0.00	0.00	0.00	0.00	0.00	0.00
PENALTY	0.00	0.00	0.00	0.00	0.00	0.00	0.00	0.00	0.00
							0.00	0.00	0.00
DEC 2021									
TAXES	0.00	0.00	0.00	0.00	0.00	0.00	0.00	0.00	0.00
PENALTY	0.00	0.00	0.00	0.00	0.00	0.00	0.00	0.00	0.00
							0.00	0.00	0.00
TOTALS	0.00	0.00	0.00	1,150,240.56	799,319.71	1,949,560.27	21,802.44	16,435.26	38,237.70
TAXES	0.00	0.00	0.00	1,150,240.56	799,319.71	1,949,560.27	1,166,967.97	811,797.01	1,978,764.98
PENALTY	0.00	0.00	0.00	0.00	0.00	0.00	5,075.03	3,957.96	9,032.99
TOTALS	0.00	0.00	0.00	1,150,240.56	799,319.71	1,949,560.27	1,172,043.00	815,754.97	1,987,797.97

ADJUSTMENTS

(3,176.50)

0.00

TAX								TOTAL TAX	
DUE @								DUE	
1/31/2020	0.00	0.00	0.00	981,194.25	681,846.86	1,663,041.11	1,314,878.72	921,967.87	2,236,846.59

TAX RATES	0.5900	0.4100	1.0000	0.5900	0.4100	1.0000			
-----------	--------	--------	--------	--------	--------	--------	--	--	--

Deferral Operating 2021	301,496.01
Deferral Debt 2021	433,860.12
Debt Collections CFY (Defer)	0.00
Operating Collections CFY (Defer)	0.00
Total DSF Collections	1,600,828.09
Total Op Collections	1,113,293.02
Total DSF Deferral	1,748,738.84
Total Op Deferral	1,223,463.88

## Summary of Money Market Funds

01/21/2022 - 02/17/2022

Fund: Operating

Financial Institution: TEXAS CLASS

Account Number: XXXX0002 Date Opened: 03/17/2020 Current Interest Rate: 0.05%

Date	Description	Begin Balance	Cash Added	Cash Withdrawn	Int. Earned	End Balance
01/21/2022		2,712,829.42				
01/24/2022	FRONT CDXXXX2246 INTEREST		1,202.29			
01/31/2022					212.14	
02/01/2022	From DSF MM - 12/21 Tax Xfer		300,010.59			
02/10/2022	Series 2022 AG Wire			(9,500.00)		
02/17/2022	from DSF MM - 1/22 Tax Xfer		815,738.66			
Totals for Account XXXX0002:		\$2,712,829.42	\$1,116,951.54	(\$9,500.00)	\$212.14	\$3,820,493.10
Totals for Operating Fund:		\$2,712,829.42	\$1,116,951.54	(\$9,500.00)	\$212.14	\$3,820,493.10

## Methods Used For Reporting Market Values

Certificates of Deposits:	Face Value Plus Accrued Interest
Securities/Direct Government Obligations:	Market Value Quoted by the Seller of the Security and Confirmed in Writting
Public Fund Investment Pool/MM Accounts:	Balance = Book Value = Current Market

## Summary of Money Market Funds

01/21/2022 - 02/17/2022

Fund: Capital Projects

Financial Institution: TEXAS CLASS

Account Number: XXXX0001 Date Opened: 03/17/2020 Current Interest Rate: 0.05%

Date	Description	Begin Balance	Cash Added	Cash Withdrawn	Int. Earned	End Balance
01/21/2022		276,217.86				
01/28/2022	Trnsf from TX Class XXX005		119.47			
01/31/2022					31.56	
02/17/2022	To Checking			(221,442.63)		
Totals for Account XXXX0001:		\$276,217.86	\$119.47	(\$221,442.63)	\$31.56	\$54,926.26

Account Number: XXXX0005 Date Opened: 05/14/2021 Current Interest Rate: 0.05%

Date	Description	Begin Balance	Cash Added	Cash Withdrawn	Int. Earned	End Balance
01/21/2022		1,468,701.91				
01/28/2022	Tnsf To TX Class XXXX0001			(119.47)		
01/31/2022					120.42	
Totals for Account XXXX0005:		\$1,468,701.91		(\$119.47)	\$120.42	\$1,468,702.86

Financial Institution: UMB

Account Number: XXXX1340 Date Opened: 04/01/2021 Current Interest Rate: 0.00%

Date	Description	Begin Balance	Cash Added	Cash Withdrawn	Int. Earned	End Balance
01/21/2022		202,177.10				
01/31/2022					0.00	
Totals for Account XXXX1340:		\$202,177.10			\$0.00	\$202,177.10
Totals for Capital Projects Fund:		\$1,947,096.87	\$119.47	(\$221,562.10)	\$151.98	\$1,725,806.22

## Methods Used For Reporting Market Values

Certificates of Deposits:	Face Value Plus Accrued Interest
Securities/Direct Government Obligations:	Market Value Quoted by the Seller of the Security and Confirmed in Writting
Public Fund Investment Pool/MM Accounts:	Balance = Book Value = Current Market



February 15, 2022

Board of Directors  
Fort Bend County Freshwater Supply District #1  
c/o Sanford Kuhl Hagan Kugle Parker Kahn LLP  
1980 Post Oak Boulevard, Suite 1380  
Houston, TX 77056

Re: Fort Bend County Freshwater Supply District #1 – February 2022 Board of Directors Meeting

Dear Board Members:

Following is the status report on Fort Bend County FWSD#1 No. 1 projects:

Agenda Item No. 5 – Engineer's Report:

**(a) Report on status of projects:**

i) Water Plant #2

- Project currently under construction – Contractor is currently working on installation of booster pumps and perimeter fence and site grading.
- Discuss with Board partial results of the final water quality analysis results.
- Request Board sign and approve blanket easement with Centerpoint for delivery of power to the water plant site, contingent upon approval by the District Consultants
- Request Board's approval of Pay Estimates No. 10 from B-5 Construction Co. for construction of the project for \$217,016.82.
- Anticipate construction being completed 3<sup>rd</sup> Q 2022 (timeline does not account for installation of additional water treatment system, if required)
- District Est. Water Conn. Timeline (FBCFWSD#1 WP#1 Conn. Capacity = 1,875).
  - End of 2022 = 1,825

ii) Gateway Acres Subdivision Wastewater Collection System

- Currently working to secure the last two agency signatures (City of Houston and FBC Engineering) needed to advertise the project...anticipate next month to have all approvals

iii) Fresno Ranchos Subdivision Wastewater Lift Station and Force Main

- Currently in process of securing approval signatures on the final construction plans from review agencies needed for advertisement of project...anticipate next month to have all approvals

iv) Gateway Acres Subdivision Wastewater Plumbing Contract

- First townhall meeting was conducted on January 27<sup>th</sup> for the Gateway Acres East section and 30 applications were secured...the next townhall meeting will be on February 24<sup>th</sup> for the Gateway Acres Central section (area between Alice St and Lissie St)...afterwards, there will be four remaining townhall meetings in March through June of this year
- Anticipate Gateway Acres Sub WW Collection System project being completed early 2023 and the plumbing contract being completed within 2023

**(b) Authorize Engineer to Prepare Plans and Specifications for Water/Wastewater Projects**

- no action items

**(c) Report on status of project funding and take necessary action related thereto.**

- Project One-Year Warranty Expiration Dates
- 2015 TWDB DFUND Loan...remaining funds will be used for the Water Plant No. 2 project
- 4<sup>th</sup> TWDB DFUND Loan (\$1.745M)...funds will be used to complete the Water Plant No. 2 project
- 2022 TCEQ Loan (\$10.45M) – funds from the loan are needed to fund the completion of a) Gateway Acres Sub WW Collection System project b) Fresno Ranchos Sub LS and FM project, and c) CoA WWTP Expansion project
- FBC CDBG Funds...will pursue funding source for future plumbing projects

**(d) Projections for District Water and Wastewater Projects**

- request Board approval to update information every January and July...planning to provide updated exhibits to Board and Consultants this week/next week

**(e) Discuss Emergency Preparedness Plan and take any necessary action related thereto**

- review EPP in April each year to determine if any updates are required

**(f) Status of Non-Residential Applications for Water Service –**

<b>Connected:</b>	
<b>4320 Doreen Avenue (Multi-Family Dwelling)</b>	<b>Interconnect with FBCMUD23</b>
<b>293 Teakwood Avenue (Multi-Family Dwelling)</b>	<b>La Fresno Food Mart</b>
<b>297 Teakwood Avenue (Multi-Family Dwelling)</b>	<b>Lou's Back Porch</b>
<b>Church of God of Prophecy</b>	<b>LT No Limits</b>
<b>Crossroad Market</b>	<b>Mustang Community Center</b>
<b>Dollar General</b>	<b>MVP Auto Parts (Domestic &amp; FW)</b>
<b>Enriquez Tire Shop (East Palm)</b>	<b>New Quality Life Ministries (Church)</b>
<b>FBC Water Connection at Water Plant</b>	<b>New Quality Life Ministries (Restaurant)</b>
<b>First Baptist Church of Fresno (Domestic &amp; FW)</b>	<b>Papa Nick's BBQ Kitchen – Mobile Food Truck</b>
<b>Fresno Gym (3941 FM 521)</b>	<b>PMC International Tire Shop</b>
<b>Fresno Market – FM521 (Domestic &amp; Irrigation)</b>	<b>Quality Paint and Body (Pecan Street)</b>
<b>Fresno Motor</b>	<b>Richard Martini-Rental Livestock Pasture</b>
<b>Fresno Mount Corinth Baptist Church</b>	<b>Robbins Nest for Children (Domestic &amp; FW)</b>
<b>Fresno Volunteer Fire Department</b>	<b>St. James Knanaya Church – Fire Tap</b>
<b>F&amp;R Tax</b>	<b>St. Peters &amp; St. Pauls Orthodox Church of Houston</b>
<b>General Office Space (514 Pecan Street)</b>	<b>Swingby#3 Gas Station (Domestic &amp; Irrigation)</b>
<b>Gulf Coast LP Gas Company</b>	<b>Teleview Terrace Subdivision Lift Station</b>
<b>HEFCO Enterprises</b>	<b>Tiny Toes Academy</b>
<b>Iglesia Bautista Del Calvario Church</b>	<b>Tire Shop at 1739A Trammel Fresno</b>
<b>Iglesia Principe De Paz Church</b>	<b>Valero Gas Station</b>
<b>Interconnect with City of Arcola</b>	<b>Welcome Foods</b>

<b>Connections Pending:</b>	

<b>Processing Application:</b>	
<b>St. James Knanaya Church (Ave C)</b> - in process of reviewing new information from customer with District Operator	
<b>Fresno Food Mart (Trammel Fresno Rd)</b> - waiting on all required docs to complete application (this is second application from customer as previous application had expired)...application submitted in April 2021	

**Status of Non-Residential Applications for Wastewater Service –**

<b>Connected:</b>	
<b>4320 Doreen Avenue (Multi-Family Dwelling)</b>	<b>General Office Space (514 Pecan Street)</b>
<b>293 Teakwood Avenue (Multi-Family Dwelling)</b>	<b>Mustang Comm Center (<i>minus field bathrooms</i>)</b>
<b>297 Teakwood Avenue (Multi-Family Dwelling)</b>	<b>New Quality Life Ministries (Church)</b>
<b>Church of God of Prophecy</b>	<b>New Quality Life Ministries (Restaurant)</b>
<b>First Baptist Church of Fresno</b>	<b>Quality Paint and Body (Pecan Street)</b>
<b>Fresno Volunteer Fire Department</b>	

<b>Connections Pending:</b>	

<b>Processing Application:</b>	

**(g) Potential Emergency Water Interconnect with BCMUD21**

- conducted phone conversation with LJA (Bill Ehler), engineer for BCMUD21, on December 2016 regarding potential emergency water interconnect between our districts
- possible location for interconnect would be at east end of Renfro Burford Road
- BCMUD21 would be interested in pursuing interconnect (50/50 cost split) once FBCFWSD#1 completes its 2<sup>nd</sup> Water Plant

**(h) Status of New CoA WP –** CoA anticipates their water plant being completed by 3<sup>rd</sup> Q 2022 ...once completed, interconnect with CoA will become an emergency water interconnect and the District will owe funds to CoA, per the RFC, for taking back 500 connections worth of water service (plus 125 connections, per the temporary water service agreement)...if it is determined later that there will be a significant delay in the completion of the CoA WP, then the District may want to consider conducting an elevated storage tank waiver application with the TCEQ for additional water connections...need to consider all steps once they complete their WP (pay back CoA, take back 625 connections, discontinue water bills to CoA, close vault to make emergency interconnect, rework RFC into a standard emergency interconnect agreement and a waste disposal agreement)

**(i) Status of CoA WWTP Expansion Project (increasing capacity from 0.675 MGD to 0.95 MGD...the District would be receiving an additional 100,000 GPD of capacity through this expansion) –**

- Waiting for results from re-rate study, being performed by CoA, to determine if the RFC's gpd/connection value (currently at 350) can be reduced to 250 or less...if favorable results are not provided to the District by March 31, 2022, then the District's capacity at the WWTP would be equal to 350,000 gpd and the District would be able to provide wastewater service to 1,000 connections
- Also, CoA is contractually obligated to the District to complete the expansion of the WWTP from 0.675 MGD to 0.95 MGD on or before June 2024

**(j) Roadway Widening Projects Within District (which will require utility and service line relocations):**

- **South Post Oak Boulevard Widening Project (from W Sycamore to Trammel Fresno Rd):**
  - o **Scope** – Increased ROW width, with 2 lane road and additional lanes throughout sections, with roadside ditches
  - o **Schedule** –
    - County is currently in process of clearing ROW and acquiring easements
    - Road Design Phase – current to end of September 2021
    - Utility Relocations – October 2021 to March 2022
    - Road Construction – anticipated start April 2022
  - o **Estimated Cost** -
    - Jacobs and EDP discussed recommended waterline relocations for road widening project...EDP to prepare and present costs to both the District and County for their approval and for cost sharing discussion
    - Per communications from County, they will assist financially regarding the relocation of the utilities on a case-by-case basis...initially proposing to fund the relocation of the water mains while the District funds the relocation of the water service lines
- **FM521 Roadway Widening Project (North of SH6):**
  - o **Scope** – 4 lane, divided roadway with raised median, curb and gutter, with underground storm sewer lines, side swales, and sidewalk
  - o **Schedule** –
    - 30% Utility Coordination meeting was conducted in November 2020
    - 60% Utility Coordination meeting was conducted in September 2021
    - 90% Utility Coordination meeting???...waiting for TxDOT to coordinate
    - Anticipate 100% completed construction plans by May 2022
    - Anticipate coordinating necessary water and wastewater utility relocations by mid-2022
    - Anticipate roadway widening project to start construction in 2023
  - o **Estimated Cost**-
    - In process of reviewing roadway construction plans to determine extent and cost of utility relocations
- **FM521 Roadway Widening Project (South of SH6):**
  - o **Scope** – 4 lane, divided roadway with raised median, curb and gutter, and side path...proposed detention pond along west side of CoA WWTP and new WWTP entrance roadway
  - o **Schedule** –
    - 30% Utility Coordination meeting was conducted in September 2021
    - 60% Utility Coordination meeting???...waiting for TxDOT to coordinate
    - Anticipate 100% completed construction plans by March 2022
    - Anticipate coordinating necessary wastewater forcemain relocations by mid-2022
    - Anticipate roadway widening project to start construction in 2023
  - o **Estimated Cost** –
    - Will begin efforts to determine extent and cost for utility relocations once roadway plans are further along (possibly include our relocation work in the roadway plans)
- **West Sycamore Road Widening Project:**
  - o **Scope** – Proposed 100' ROW, with 4 lane, divided roadway with raised median, curb and gutter, with underground storm sewer lines, and sidewalk
  - o **Schedule** –
    - Received 30% complete roadway plans
    - Requested from County overall project schedule and possibility of including utility relocation work within roadway plans...waiting for a response from County
  - o **Estimated Cost** –
    - Requested from County if they would assist financially regarding the relocation of utilities...waiting for a response
    - Will begin efforts to determine extent and cost for utility relocations once roadway plans are further along

- **Evergreen Road Widening Project (California Rd to Mustang Bayou):**
  - o **Scope** – Proposed 80' ROW, with 2-12' lanes, 6' shoulders, asphalt roadway, with roadside ditches
  - o **Schedule** –
    - Working on 30% complete roadway plans...no overall schedule provided yet
  - o **Estimated Cost** –
    - Will begin efforts to determine extent and cost for utility relocations once roadway plans are further along...will ask if utility relocations can be included in roadway plans and if FBC will assist financially
- **Evergreen Road Widening Project (Mustang Bayou to FM521):**
  - o **Scope** – Proposed 80' ROW, with 2-12' lanes, 6' shoulders, asphalt roadway, with roadside ditches
  - o **Schedule** –
    - Working on 30% complete roadway plans...no overall schedule provided yet
  - o **Estimated Cost** –
    - Will begin efforts to determine extent and cost for utility relocations once roadway plans are further along...will ask if utility relocations can be included in roadway plans and if FBC will assist financially
- **Other Road Widening Projects Within District**
  - o FBC Representative to provide updates at monthly meetings

Please let me know if you have any questions or comments.

Sincerely,

David C. Dybala, Jr., P.E.  
 District Engineer  
 713-855-1917

## SHORT FORM BLANKET EASEMENT

**NOTICE OF CONFIDENTIALITY RIGHTS: IF YOU ARE A NATURAL PERSON, YOU MAY REMOVE OR STRIKE ANY OR ALL OF THE FOLLOWING INFORMATION FROM ANY INSTRUMENT THAT TRANSFERS AN INTEREST IN REAL PROPERTY BEFORE IT IS FILED FOR RECORD IN THE PUBLIC RECORDS: YOUR SOCIAL SECURITY NUMBER OR YOUR DRIVER'S LICENSE NUMBER.**

STATE OF TEXAS            }

KNOW ALL PERSONS BY THESE PRESENTS:

COUNTY OF FORT BEND}

THAT, Fort Bend County Freshwater Supply District No. 1, a body politic organized and existing under the laws of the State of Texas, its successors and assigns, hereinafter referred to as "Grantor", whether one or more, for and in consideration of the sum of ONE DOLLAR (\$1.00) CASH to Grantor paid by CenterPoint Energy Houston Electric, LLC, its successors and assigns, hereinafter referred to as "Grantee", whose principal address is P. O. Box 1700, Houston, Texas 77251-1700, has **GRANTED, SOLD AND CONVEYED** and by these presents, does **GRANT, SELL AND CONVEY** unto said Grantee, all or in part, a perpetual **blanket** easement, hereinafter referred to as the "Easement", for electric distribution facilities and related communication facilities consisting of a variable number of wires and cables and all necessary and desirable equipment and appurtenances, including, but not limited to, towers or poles made of wood, metal or other materials, props and guys, hereinafter referred to as "Facilities", located on, over, under and across the following described lands owned by Grantor, ("Grantor's Property"), to wit:

That certain 2.255-acre tract of land situated in the M. Escalera Survey, Abstract 170, Fort Bend County, Texas, being the same property described in a deed from Fort Bend County to Fort Bend County Freshwater Supply District No. 1, dated March 6, 2018 and filed for record under County Clerk's File No. 2018025191 in the Official Public Records of said County and State, (the "Easement Area").

The Easement Area herein granted is a blanket easement and shall apply only insofar as the boundaries of Grantor's Property will permit. Grantee further reserves the right to extend services and drops within Grantor's Property and to adjacent land owners from said Facilities.

Grantor or its successors or assigns shall observe and exercise all notification laws as per the Underground Facility Damage Prevention and Safety Act, also known as "ONE CALL" & "CALL BEFORE YOU DIG" when working in or near the Easement Area.

To the extent that such laws and codes apply to Grantor, its successors and assigns, Grantor, its successors and assigns shall observe all safety codes and laws which apply to working along, within and or near the Easement Area and Facilities during construction activities and safe clearance from such Facilities, including the Occupational Safety and Health Administration ("O.S.H.A."), Chapter 752 of the Texas Health and Safety Code, the National Electric Code, and the National Electrical Safety Code.

Grantor herein reserves the right to grant easements in favor of third parties across the herein described Easement Area in a near perpendicular fashion to Grantee's Facilities, the approximate locations of which are shown on Exhibit "A", attached hereto and made a part hereof, provided (i) no other utilities are permitted to cross within a vertical distance of twenty-four (24) inches of Grantee's below ground Facilities, (ii) no other facilities or structures shall be permitted longitudinally within a distance of five (5) feet of the centerline of any of Grantee's below ground and above ground Facilities, (iii) no other utilities or structures shall be permitted longitudinally

within a distance of fifteen (15) feet of the centerline of any of Grantee's overhead Facilities, beginning at a plane sixteen (16) feet above the ground and extending upward, hereinafter collectively referred to as "Grantee's Exclusive Easement Area", and, (iv) doing so does not, in the sole opinion of Grantee, endanger or interfere with the efficient, safe and proper operation and maintenance of Grantee's Facilities.

Grantor herein covenants and agrees that, in the event that any third party facilities or obstructions are located within Grantee's Exclusive Easement Area, Grantor will take immediate action to remove and/or relocate said facilities and/or obstructions to a location outside of Grantee's Exclusive Easement Area at Grantor's sole cost and expense.

If Grantor, its successors or assigns should, at any future date, request that the Easement herein granted be further defined, Grantee agrees, at Grantor's expense, to prepare a new, defined easement described by a sealed survey sketch. Defined easements shall be unobstructed and may be further described by, but not limited to, the following descriptions:

- 1.) A ten (10) foot wide easement (for above and below ground facilities);
- 2.) A ten (10) foot wide easement together with ten (10) foot aerial easement adjoining both sides of said ten (10) foot wide easement (for above ground and overhead facilities that are not located adjacent to property lines);
- 3.) A ten (10) foot wide easement together with an adjoining eleven (11) foot, six (6) inch wide aerial easement (for above ground and overhead perimeter facilities);
- 4.) A fourteen (14) foot wide easement together with an adjoining seven (7) foot, six (6) inch wide aerial easement (for above ground and overhead perimeter facilities);
- 5.) An easement sixteen (16) feet wide and twenty-four (24) feet long (for Grantee's pad-mounted transformer station purposes).

Grantee further agrees to release this Easement upon execution and delivery of



the new defined easement by Grantor.

In the event that Grantor, its successors and assigns, desires that Grantee's Facilities be relocated, then Grantee agrees to relocate said Facilities provided that Grantor furnishes a suitable and feasible site or location for such relocation and, provided that Grantor, its successors and assigns, shall, if requested by Grantee, furnish to Grantee a suitable and acceptable easement covering the new location. Any and all costs associated with relocating said Facilities will be at Grantor's sole expense.

Grantee shall also have reasonable rights of ingress and egress to and from said Easement Area, together with reasonable working space, for the purposes of erecting, installing, operating, maintaining, replacing, inspecting, and removing said Facilities, together with the additional right to remove from said Easement Area, all bushes, trees and parts thereof, or other structures which, in the opinion of Grantee, endanger or may interfere with the efficient, safe and proper operation, and maintenance of said Facilities.

TO HAVE AND TO HOLD the above described Easement, together with all and singular the rights and appurtenances thereto in anywise belonging, unto Grantee forever, and Grantor does hereby bind itself and its successors, heirs, assigns, and legal representatives, to fully warrant and forever defend all and singular the above described Easement Area and rights unto said Grantee, against every person whomsoever lawfully claiming or to claim the same or any part thereof, by, through or under Grantor, but not otherwise. In the event of a deficiency in title or actions taken by others which results in the relocation of Grantee's Facilities, the Grantor herein, its successors and assigns, will be responsible for all costs associated with the relocation

and/or removal of Grantee's Facilities.

The terms, conditions and provisions contained herein constitute the complete and final agreement between Grantor and Grantee, (collectively the "Parties") with respect to the subject matter hereof and supersedes all prior agreements, representations and understandings of the Parties and, by Grantor's signature affixed hereto and Grantee's use of the Easement, the Parties evidence their agreement thereof. No oral or written agreements made or discussed prior to, or subsequent to, the execution of this Easement shall supersede those contained herein. Any and all revisions, amendments and/or exceptions to the terms, conditions and provisions contained in this Easement shall be in written, recordable form and executed by both parties, or their respective successors or assigns in order to be deemed valid.

**EXECUTED** this [ ] day of [ ], 20[ ].

Fort Bend County Freshwater Supply District No. 1, a body politic organized and existing under the laws of the State of Texas

BY: [ ]  
Signature

[ ]  
Name typed or printed

[ ]  
Title

STATE OF TEXAS }

COUNTY OF [ ] }

BEFORE ME, the undersigned authority, a Notary Public in and for the State of Texas, on this day personally appeared [ ],  
[ ] of Fort Bend County Freshwater Supply District No. 1, a body politic organized and existing under the laws of the State of Texas, known to me to be the person whose name is subscribed to the foregoing instrument and acknowledged to me that ([ ])he executed the same for the purposes and consideration therein expressed, in the capacity therein stated, and as the act and deed of said body politic.

**Given under my hand and seal of office** this [ ] day of [ ], 20[ ].

[ ]  
Notary's Signature

[ ]  
Name typed or printed

[ ]  
Commission Expires

**ATTACHMENT  
AFFIDAVIT**

STATE OF TEXAS            }

COUNTY OF FORT BEND}

BEFORE me the undersigned authority on this day personally appeared \_\_\_\_\_ the \_\_\_\_\_ of Fort Bend County Freshwater Supply District No. 1, a body politic organized and existing under the laws of the State of Texas, hereinafter referred to as Affiant, who being duly sworn, deposes and says that Affiant is the current owner of the tract of land described in an easement instrument executed by the same on even date herewith, said tract of land is further described as follows:

That certain 2.255-acre tract of land situated in the M. Escalera Survey, Abstract 170, Fort Bend County, Texas, being the same property described in a deed from Fort Bend County to Fort Bend County Freshwater Supply District No. 1, dated March 6, 2018 and filed for record under County Clerk's File No. 2018025191 in the Official Public Records of said County and State, (the "Easement Area").

Affiant further says that the said premises have been held by Affiant, that possession thereof has been peaceable and undisturbed, and that the title thereto has never been disputed or questioned to Affiant's knowledge, nor does Affiant know of any facts by reason of which said possession or title might be disturbed or questioned, or by reason of which any claim to said premises, or any part thereof, might arise or be set up adverse to this Affiant.

**EXECUTED** this \_\_\_\_\_ day of \_\_\_\_\_, 20\_\_\_\_.

Fort Bend County Freshwater Supply District No. 1, a body politic organized and existing under the laws of the State of Texas

BY: \_\_\_\_\_  
Signature

\_\_\_\_\_  
Title

\_\_\_\_\_  
Name typed or printed

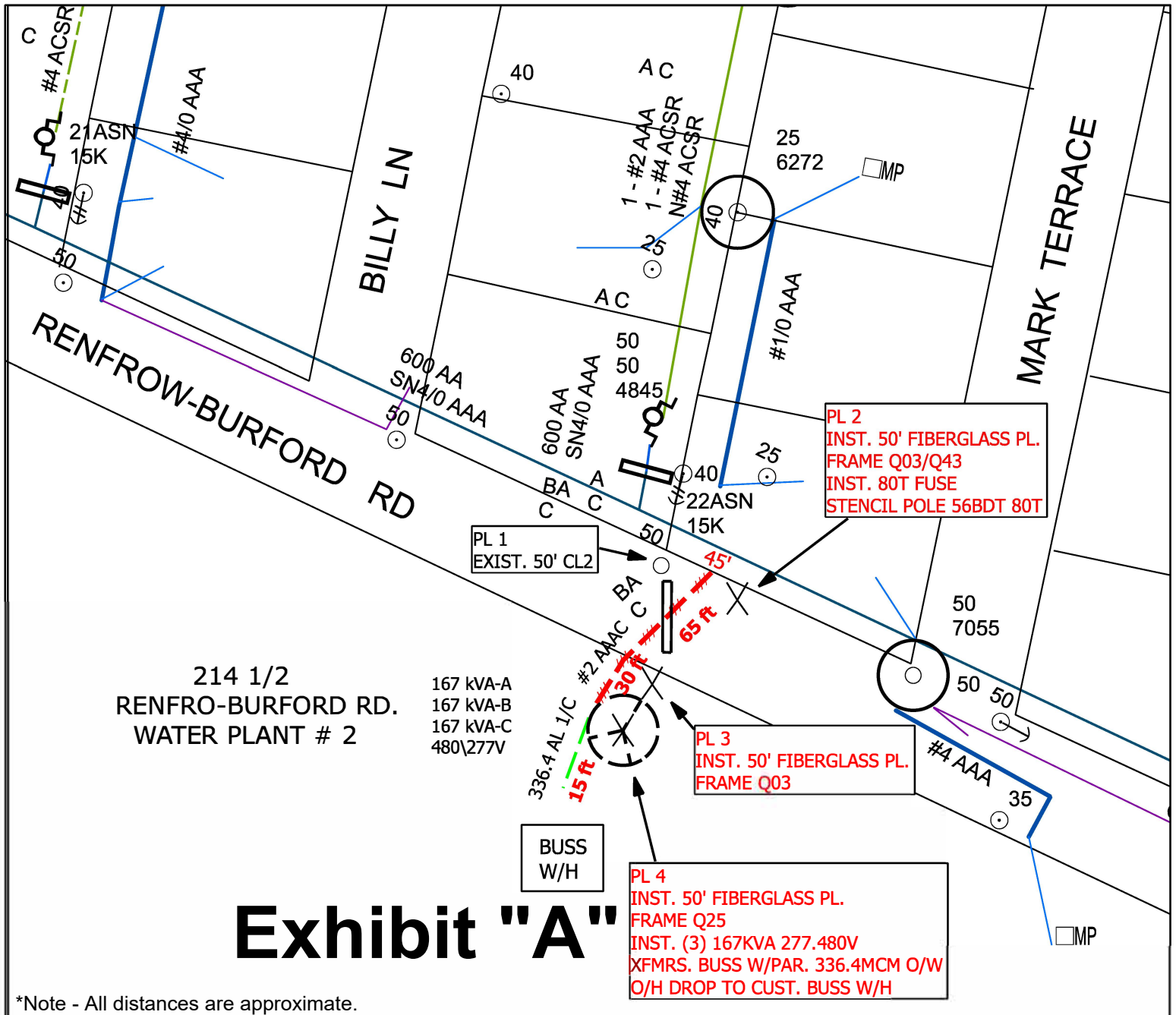
**SUBSCRIBED and SWORN** before me this \_\_\_\_\_ day of \_\_\_\_\_, 20\_\_\_\_.

\_\_\_\_\_  
Notary's Signature

\_\_\_\_\_  
Name typed or printed

\_\_\_\_\_  
Commission Expires

**AFTER RECORDING RETURN TO:  
SURVEYING & RIGHT OF WAY  
CENTERPOINT ENERGY HOUSTON ELECTRIC, LLC  
P. O. BOX 1700  
HOUSTON, TX 77251-1700**



**Safety Forward**

## CENTERPOINT ENERGY

\* PL #2 is +/- 139' ft from centerline of Mark Terrace St. and is located on the north side of Renfro-Burford Rd. (Ladona St.).

PL #3 & #4 are +/- 15' ft to the southwest of PL #2 and are located on the southside of Renfro-Burford Rd. (Ladona St.). - APM



WORK ORDER #	MAIN WORK CENTER	ORDER TYPE	
101695252	Hiram Clarke	HDC1	
		FIELD COMPLETION DATE	SCALE: 1" = 1:79
			DDSD DESIGN

Board of Directors  
Fort Bend County F.W.S.D. No. 1

**Operator's Report for the February 17, 2022 Board Meeting**

**Substantial System Repairs and Maintenance**

Distribution System	Installed 11 residential taps & meters 1329 Evergreen St 633 A Mimosa St 4711 B Althea Ln 702 Walnut Ave 706 N Locust 4402 Ivy Ln 823 W Palm St 3946 D Kansas St 514 Redwood Ave 630 Teakwood Ave 3202 Pennsylvania St	\$ 14,100.77
Town Hall Mtg #1	Prepare and attend town hall meeting	\$ 1,553.32

**1. Water Plant 1 Booster Pump #2 Repair**

I was authorized at the August meeting to repair booster pump #1 at water plant #1. This repair is in process.

**2. South Post Oak Road Widening Project**

I was authorized at the January town hall meeting to move forward with relocation of identified interferences along S. Post Oak Rd. District reps have a pending meeting with Commissioner G Prestage for cost sharing agreement to be approved.

**3. FM 521 Road Road Widening Project**

I am working with your engineer to confirm and quantify the potential interference along FM 521 road widening project to be presented at a later date. No new updates this month

**4. W Sycamore Road Widening Project**

I am working with your engineer to confirm and quantify the potential interference along W Sycamore Rd road widening project to be presented at a later date. No new updates this month

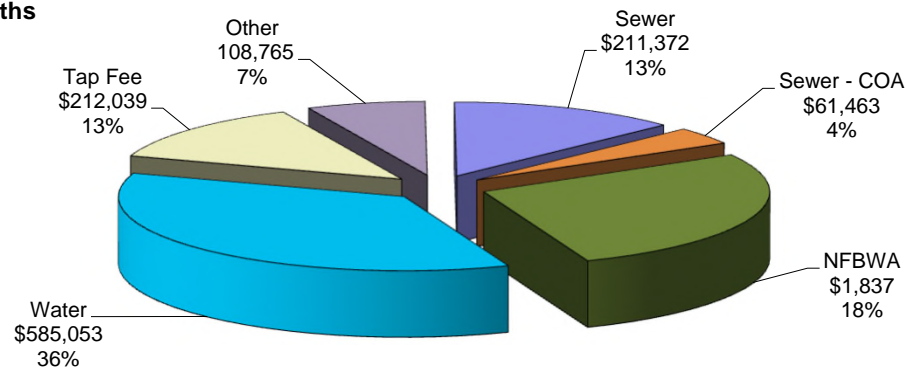
**5. Delinquent Accounts and Service Terminations**

There are 154 account(s) that were mailed delinquent letters prior to the board meeting. We disconnected 13 account(s) following last month's meeting.

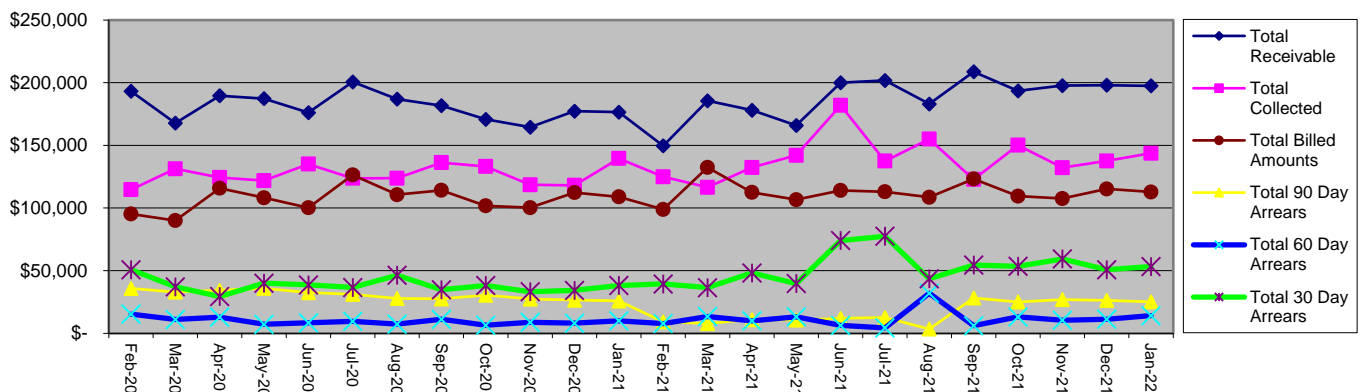
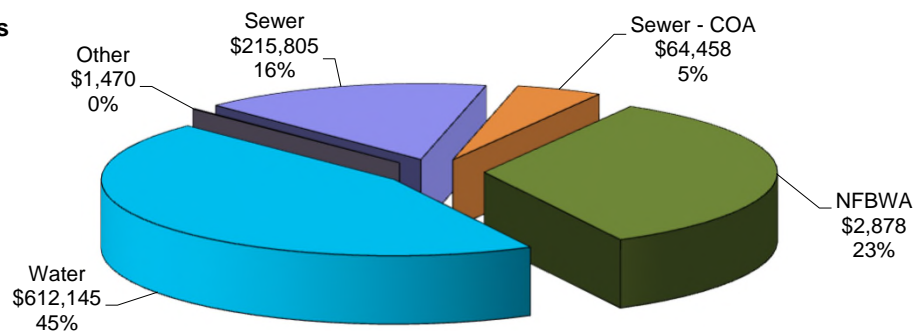
# Fort Bend FWSD No. 1 Utility Billing Summary

	January 13, 2022	December 13, 2021	12 Months
Total Collected	\$ (143,720.18)	\$ (137,550.56)	\$ (1,676,609.84)
Total Billed	\$ 112,816.96	\$ 115,230.19	\$ 1,354,295.84
Tap Fees Received	\$ (16,917.05)	\$ (13,602.80)	\$ (212,038.51)
Total Aged Receivable	\$ 84,729.88	\$ 82,832.16	
Total Receivable	\$ 192,449.11	\$ 192,895.17	
Security Deposit Balance	\$ 130,990.96	\$ 130,239.96	\$ 107,364.47
NFBWA Fee Billed	\$ 39,051.64	\$ 39,011.50	\$ 460,417.78
NFBWA Fee to pay billing cycle	\$ 53,517.10	\$ 65,182.25	\$ 625,167.60
Water Sold (gallons)	8,105,000	8,653,000	101,858,300
Water Produced (gallons)	11,762,000	15,337,000	146,268,000
Residential Connections	1,001	1,000	
Avg per Residential Connection	4,835	5,014	

**Collections, 12 Months**



**Billing, 12 Months**



# Fort Bend FWSD No. 1

## Utility Billing Detail Report

	January 13, 2022	December 13, 2021	January 13, 2021
Beginning Date	12/17/21	11/18/21	12/19/20
Closing Date	01/20/22	12/16/21	01/18/21
No. of Days	34	28	28
<b>Beginning Balance</b>	<b>\$ 192,895.17</b>	<b>\$ 192,249.53</b>	<b>\$ 173,028.12</b>
<b>Adjustments</b>			
Back Charge	\$ 3,567.93	\$ -	\$ -
Collection Fee Write Off	\$ (43.43)	\$ -	\$ (50.58)
Collections	\$ 491.00	\$ 347.40	\$ 50.58
Credit Refund	\$ 172.96	\$ 380.92	\$ 278.62
Deposits	\$ 2,349.00	\$ 2,312.05	\$ 2,973.02
Disconnection	\$ 900.00	\$ 1,050.00	\$ 700.00
Inspections	\$ 1,225.00	\$ 775.00	\$ 1,025.00
Letter Fee	\$ 1,845.00	\$ 2,370.00	\$ 1,400.00
NFBWA	\$ -	\$ 4.51	\$ 33.52
NSF Fee	\$ 60.00	\$ 90.00	\$ 60.00
Penalty	\$ 3,126.76	\$ 2,951.37	\$ 3,067.49
Return Check	\$ 79.39	\$ 233.14	\$ 335.81
Sewer	\$ (30.00)	\$ 30.00	\$ 5,222.75
Tap Fee	\$ 22,350.00	\$ 11,900.00	\$ 18,800.00
Transfer	\$ 420.00	\$ 360.00	\$ 325.00
Unapplied	\$ (5,207.45)	\$ (275.33)	\$ (4,277.31)
Water	\$ -	\$ 21.00	\$ 18.50
Well Permit Fee	\$ 100.00	\$ -	\$ -
Door Hanger Fee	\$ 1,080.00	\$ 1,380.00	\$ 730.00
<b>Total Adjustments</b>	<b>\$ 32,486.16</b>	<b>\$ 23,930.06</b>	<b>\$ 30,691.40</b>
<b>Collected Amounts</b>			
Back Charge	\$ -	\$ (100.00)	\$ (63.57)
Collections	\$ (447.57)	\$ (229.00)	\$ -
Deposits	\$ (2,680.00)	\$ (2,482.05)	\$ (2,892.96)
Disconnection	\$ (825.00)	\$ (867.20)	\$ (650.00)
Door Hanger Fee	\$ (1,262.26)	\$ (1,191.15)	\$ (662.39)
Grease Trap Inspection	\$ (75.00)	\$ (75.00)	\$ (66.68)
Inspections	\$ (1,300.00)	\$ (1,345.00)	\$ (1,125.00)
NFBWA	\$ (38,802.28)	\$ (36,500.18)	\$ (35,792.36)
NSF Fee	\$ (40.43)	\$ -	\$ (2.26)
Penalty	\$ (3,132.26)	\$ (3,428.28)	\$ (3,722.95)
Sewer	\$ (17,754.33)	\$ (17,456.47)	\$ (17,238.02)
Sewer - COA	\$ (5,530.99)	\$ (5,361.23)	\$ (5,138.69)
Tap Fee	\$ (16,917.05)	\$ (13,602.80)	\$ (19,449.16)
Transfer	\$ (420.00)	\$ (420.00)	\$ (325.00)
Water	\$ (51,034.98)	\$ (49,115.76)	\$ (49,617.70)
Well Permit Fee	\$ (100.00)	\$ (1,149.94)	\$ -
Letter Fee	\$ (1,999.09)	\$ (2,388.30)	\$ (1,370.84)
Meter Rental	\$ (120.00)	\$ (120.00)	\$ -
<b>Total Collected</b>	<b>\$ (142,441.24)</b>	<b>\$ (135,832.36)</b>	<b>\$ (138,117.58)</b>
<b>Overpayments</b>	<b>\$ (1,278.94)</b>	<b>\$ (1,718.20)</b>	<b>\$ (1,442.78)</b>
<b>Total Collected</b>	<b>\$ (143,720.18)</b>	<b>\$ (137,550.56)</b>	<b>\$ (139,560.36)</b>
<b>Deposits Applied</b>	<b>\$ (2,029.00)</b>	<b>\$ (964.05)</b>	<b>\$ (1,951.00)</b>
<b>Billed Amounts</b>			
Meter Rental	\$ 120.00	\$ 120.00	\$ -
NFBWA	\$ 39,051.64	\$ 39,011.50	\$ 36,165.69
Sewer	\$ 18,280.00	\$ 18,469.75	\$ 17,870.00
Sewer - COA	\$ 5,454.00	\$ 5,580.00	\$ 5,202.00
Water	\$ 49,836.32	\$ 51,973.94	\$ 49,604.71
Grease Trap Inspection	\$ 75.00	\$ 75.00	\$ 50.01
<b>Total Billed</b>	<b>\$ 112,816.96</b>	<b>\$ 115,230.19</b>	<b>\$ 108,892.41</b>
<b>Aged Receivable</b>			
Total 90 Day Arrears	\$ 25,128.46	\$ 26,274.68	\$ 25,849.13
Total 60 Day Arrears	\$ 14,051.23	\$ 11,215.65	\$ 9,902.75
Total 30 Day Arrears	\$ 53,268.75	\$ 50,735.95	\$ 38,161.66
Unapplied Credits	\$ (7,718.56)	\$ (5,394.12)	\$ (6,302.74)
Total Aged Receivable	\$ 84,729.88	\$ 82,832.16	\$ 67,610.80
Current Receivable	\$ 107,719.23	\$ 110,063.01	\$ 103,489.77
<b>Total Receivable</b>	<b>\$ 192,449.11</b>	<b>\$ 192,895.17</b>	<b>\$ 171,100.57</b>
<b>Electronic Payment Stats - Calendar Month</b>			
	<b>Dec-21</b>	<b>Nov-21</b>	<b>Dec-20</b>
Check Consolidation	74	34	72
Credit Card	824	770	757
ACH	262	252	232
<b>Total</b>	<b>1160</b>	<b>1056</b>	<b>1061</b>



# Fort Bend FWSD No. 1

## Connection/Active Accounts

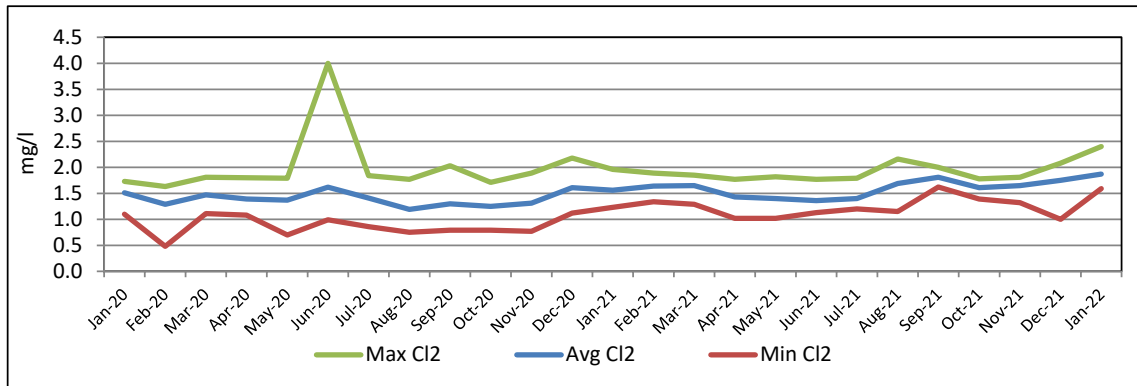
Connection Count	January 13, 2022	December 13, 2021	January 13, 2021
Residential Water Only	1001	1000	967
Vacant Residential Water Only	65	62	59
Residential Full Service	518	515	491
Vacant Residential Full Service	13	13	11
Residential Water Only (Arcola sewer)	101	102	95
Vacant Residential Water Only (Arcola sewer)	6	5	2
Fire Line Non - Profit/Tax	4	4	4
Multi-Family	3	3	3
Builder	0	0	1
Builder Connection	0	0	0
Builder- Full Service	0	0	0
Builder Deposit	13	13	10
Commercial Water Only	18	18	18
Commercial Water Only (Arcola sewer)	1	1	1
Commercial w/GT	2	2	2
Commercial Water Only w/ GT	1	1	1
Commercial- Full Service	0	0	0
3rd Party Backcharge	3	2	1
Com Mfg & Industrial	1	1	1
Com Mfg & Industrial- Full Service	0	0	0
Non-Profit - Fresno VFD	0	0	0
HOA Irrigation	0	0	0
Commerical Irrigation	3	3	3
Ft Bend City. Water Only	1	1	1
Ft Bend Co. Full Service	2	2	2
Ft Bend Co. Water Only	0	0	0
Churches - Water Only	4	4	3
Churches - Full Service	3	3	3
District Meter	1	1	1
Interconnect - No Bill Arcola	1	1	1
<b>Total</b>	<b>1765</b>	<b>1757</b>	<b>1681</b>
Water use per ESFC	268	286	275

### Tap Activity

Month	Month	Month	Month
Jan-22	11	Jan-21	4
Dec-21	0	Dec-20	6
Nov-21	7	Nov-20	4
Oct-21	5	Oct-20	9
Sep-21	5	Sep-20	3
Aug-21	7	Aug-20	2
Jul-21	16	Jul-20	6
Jun-21	9	Jun-20	7
May-21	7	May-20	6
Apr-21	3	Apr-20	9
Mar-21	6	Mar-20	4
Feb-21	4	Feb-20	2
<b>Total</b>	<b>80</b>		<b>62</b>

# Fort Bend FWSD No. 1 Water Quality Monitoring Report

## Disinfection Monitoring



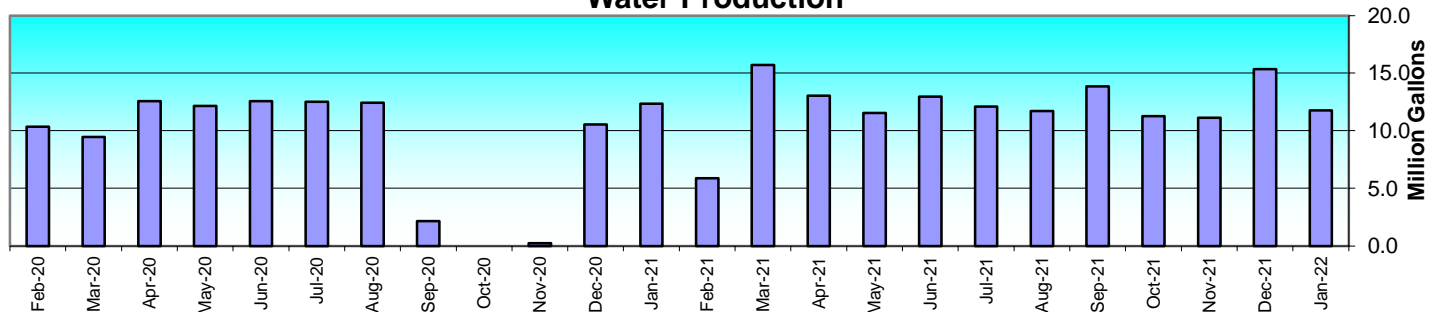
## Maximum Residual Disinfectant Level (MRDL)

Month	Jan-22	Dec-21	Nov-21
# TCR Samples	4	4	4
# Disinfectant Samples	35	35	34
Average Disinfection Res.	1.87	1.75	1.65
Highest Reading	2.40	2.08	1.81
Lowest Reading	1.59	1.00	1.32
# Below Limit	0	0	0
# With None Detected	0	0	0

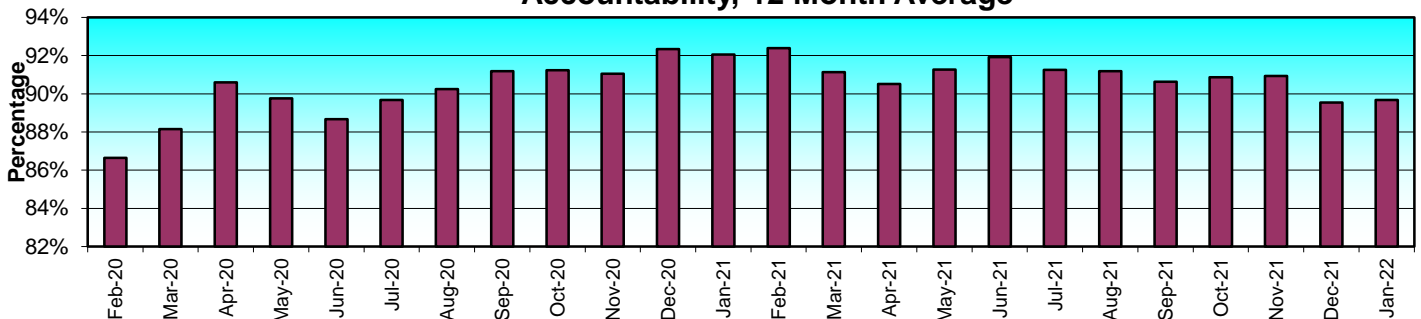
# Fort Bend FWSD No. 1 Water Production Report

Period Ending	Production (MG)	Billed (MG)	Water Sold (MG)	Water Purchased	Total Billed (MG)	Water Loss	Accountability (%)	12 Month Avg.
Jan-6-22	11.762	8.105	2.239	0.000	10.344	1.418	87.9%	89.7%
Dec-6-21	15.337	8.653	2.919	0.000	11.572	3.765	75.5%	89.5%
Nov-4-21	11.130	7.804	2.454	0.000	10.258	0.872	92.2%	90.9%
Oct-6-21	11.267	8.065	2.506	0.000	10.571	0.696	93.8%	90.9%
Sep-7-21	13.844	9.764	3.357	0.000	13.121	0.723	94.8%	90.6%
Aug-5-21	11.711	7.976	2.890	0.000	10.866	0.845	92.8%	91.2%
Jul-7-21	12.105	8.564	3.028	0.000	11.592	0.513	95.8%	91.2%
Jun-7-21	12.965	8.755	3.168	0.000	11.923	1.042	92.0%	91.9%
May-5-21	11.534	7.894	2.700	0.000	10.594	0.940	91.9%	91.3%
Apr-6-21	13.032	8.547	3.045	0.000	11.592	1.440	89.0%	90.5%
Mar-5-21	15.715	10.715	1.154	0.000	11.869	3.846	75.5%	91.1%
Feb-3-21	5.866	7.016	2.552	4.200	9.568	0.498	95.1%	92.4%
Jan-7-21	12.341	8.027	2.626	0.000	10.653	1.688	86.3%	92.0%
Dec-7-20	10.545	8.962	3.074	2.500	12.036	1.009	92.3%	92.3%
Nov-4-20	0.222	7.608	2.670	11.050	10.278	0.994	91.2%	91.0%
Oct-7-20	0.000	7.690	2.704	11.400	10.394	1.006	91.2%	91.2%
Sep-8-20	2.153	9.269	3.250	10.200	12.519	-0.166	101.3%	91.2%
Aug-7-20	12.415	8.834	2.777	0.000	11.611	0.804	93.5%	90.2%
Jul-8-20	12.504	10.431	2.544	0.000	12.975	-0.471	103.8%	89.7%
Jun-8-20	12.563	7.738	2.853	0.000	10.591	1.972	84.3%	88.7%
May-7-20	12.141	8.593	1.459	0.000	10.052	2.089	82.8%	89.8%
Apr-7-20	12.565	9.489	2.609	0.000	12.098	0.467	96.3%	90.6%
Mar-6-20	9.466	6.487	2.090	0.000	8.577	0.890	90.6%	88.1%
Feb-7-20	10.339	7.183	2.227	0.000	9.410	0.929	91.0%	86.6%

Water Production



Accountability, 12 Month Average



## Interconnect w/COA

Day	FWSD#1 IC w/ COA	Daily Flow	Well Reads @ WP	Daily Flow
12/1/2021	180987	192	902080	483
12/2/2021	181179	200	902563	549
12/3/2021	181379	110	903112	330
12/4/2021	181489	65	903442	425
12/5/2021	181554	65	903867	442
12/6/2021	181619	72	904309	300
12/7/2021	181691	67	904609	399
12/8/2021	181758	62	905008	442
12/9/2021	181820	70	905450	375
12/10/2021	181890	67	905825	325
12/11/2021	181957	77	906150	421
12/12/2021	182034	74	906571	439
12/13/2021	182108	64	907010	282
12/14/2021	182172	80	907292	552
12/15/2021	182252	70	907844	290
12/16/2021	182322	71	908134	429
12/17/2021	182393	68	908563	276
12/18/2021	182461	66	908839	315
12/19/2021	182527	100	909154	551
12/20/2021	182627	56	909705	308
12/21/2021	182683	80	910013	398
12/22/2021	182763	62	910411	283
12/23/2021	182825	69	910694	417
12/24/2021	182894	89	911111	434
12/25/2021	182983	69	911545	426
12/26/2021	183052	71	911971	275
12/27/2021	183123	69	912246	424
12/28/2021	183192	73	912670	436
12/29/2021	183265	72	913106	339
12/30/2021	183337	79	913445	418
12/31/2021	183416	88	913863	416
1/1/2022	183504	80	914279	391

\*meter is read M-F during normal business hours, weekend reads are calculated.

## l Interconnect w/COA

Day	FWSD#1 IC w/ COA	Daily Flow	Well Reads @ WP	Daily Flow
1/1/2022	183504	80	914279	391
1/2/2022	183584	51	914670	275
1/3/2022	183635	70	914945	429
1/4/2022	183705	71	915374	276
1/5/2022	183776	66	915650	421
1/6/2022	183842	63	916071	267
1/7/2022	183905	84	916338	409
1/8/2022	183989	98	916747	308
1/9/2022	184087	96	917055	386
1/10/2022	184183	87	917441	426
1/11/2022	184270	58	917867	287
1/12/2022	184328	81	918154	412
1/13/2022	184409	77	918566	420
1/14/2022	184486	83	918986	276
1/15/2022	184569	39	919262	277
1/16/2022	184608	89	919539	423
1/17/2022	184697	69	919962	378
1/18/2022	184766	74	920340	330
1/19/2022	184840	63	920670	424
1/20/2022	184903	75	921094	305
1/21/2022	184978	74	921399	364
1/22/2022	185052	66	921763	292
1/23/2022	185118	80	922055	432
1/24/2022	185198	65	922487	269
1/25/2022	185263	68	922756	433
1/26/2022	185331	65	923189	273
1/27/2022	185396	64	923462	426
1/28/2022	185460	70	923888	265
1/29/2022	185530	63	924153	395
1/30/2022	185593	83	924548	348
1/31/2022	185676	71	924896	395
2/1/2022	185747	65	925291	276

\*meter is read M-F during normal business hours, weekend reads are calculated.

## 2021 COA Sewer Meter Reads

Day	COA Sewer Reads	Daily Flow (in GPD)
12/1/2021	43766992	87,368
12/2/2021	43854360	89,768
12/3/2021	43944128	92,805
12/4/2021	44036933	92,805
12/5/2021	44129738	92,806
12/6/2021	44222544	86,048
12/7/2021	44308592	92,192
12/8/2021	44400784	94,176
12/9/2021	44494960	78,176
12/10/2021	44573136	84,997
12/11/2021	44658133	84,997
12/12/2021	44743130	84,998
12/13/2021	44828128	81,053
12/14/2021	44909181	83,459
12/15/2021	44992640	81,152
12/16/2021	45073792	89,744
12/17/2021	45163536	190,841
12/18/2021	45354377	190,841
12/19/2021	45545218	190,842
12/20/2021	45736060	115,786
12/21/2021	45851846	115,786
12/22/2021	45967632	77,968
12/23/2021	46045600	89,424
12/24/2021	46135024	89,424
12/25/2021	46224448	89,424
12/26/2021	46313872	89,424
12/27/2021	46403296	86,976
12/28/2021	46490272	90,784
12/29/2021	46581056	97,536
12/30/2021	46678592	94,092
12/31/2021	46772684	94,092
1/1/2022	46866776	94,092
		<b>99,809</b>
<b>% based on allotted capacity 250,000 gpd</b>		<b>40%</b>

## 2021 COA Sewer Meter Reads

Day	COA Sewer Reads	Daily Flow (in GPD)
1/1/2022	46866776	94,092
1/2/2022	46960868	94,092
1/3/2022	47054960	95,952
1/4/2022	47150912	95,952
1/5/2022	47246864	80,024
1/6/2022	47326888	83,576
1/7/2022	47410464	102,505
1/8/2022	47512969	102,506
1/9/2022	47615475	102,506
1/10/2022	47717981	69,795
1/11/2022	47787776	87,808
1/12/2022	47875584	102,496
1/13/2022	47978080	87,130
1/14/2022	48065210	89,861
1/15/2022	48155071	89,861
1/16/2022	48244932	89,862
1/17/2022	48334794	89,862
1/18/2022	48424656	96,944
1/19/2022	48521600	109,200
1/20/2022	48630800	66,336
1/21/2022	48697136	87,210
1/22/2022	48784346	87,211
1/23/2022	48871557	87,211
1/24/2022	48958768	104,112
1/25/2022	49062880	90,000
1/26/2022	49152880	86,720
1/27/2022	49239600	79,920
1/28/2022	49319520	87,749
1/29/2022	49407269	87,749
1/30/2022	49495018	87,750
1/31/2022	49582768	152,288
2/1/2022	49735056	162,448
		<b>94,710</b>
<b>% based on allotted capacity 250,000 gpd</b>		<b>38%</b>

**MINUTES OF THE MEETING OF  
FORT BEND COUNTY FRESH WATER SUPPLY DISTRICT NO. 1**

December 17, 2021

**STATE OF TEXAS**

**COUNTY OF FORT BEND**

The Board of Supervisors (the “Board”) of Fort Bend County Fresh Water Supply District No. 1 of Fort Bend County, Texas (the “District”), met in special session, open to the public, at 11:00 a.m. on Friday, December 17, 2021, at 1980 Post Oak Boulevard, Suite 1380, Houston, Texas 77056, a designated meeting place outside the boundaries of the District, and the roll was called of the members of the Board, to wit:

Paul Hamilton	President
Rosa Linda Medina	Vice-President
Calvin Casher	Secretary
Rodrigo Carreon	Assistant Secretary
Erasto Vallejo	Assistant Secretary

All members of the Board were present, thus constituting a quorum.

Also present at the meeting were: Cindy Grimes with Municipal Accounts & Consulting, LP, the District’s Bookkeeper (“MAC”); David Dybala with Jacobs Engineering Group, Inc. (“Jacobs”), the District’s Engineer; Bart Downum with Environmental Development Partners (“EDP”), the District’s Operator; and Maria S. Parker, Michael R. Willis, and Tamara Sharkey of Sanford Kuhl Hagan Kugle Parker Kahn LLP (“SK Law”), the District’s Attorney.

The meeting was called to order at 11:43 a.m. and the following business was transacted.

**1. HEAR FROM PUBLIC (MATTERS ON THE AGENDA)**

The Board noted there were no members of the public present who wished to address the Board concerning matters on the agenda at this time.

**2. BOOKKEEPER’S REPORT AND TAX ASSESSOR/COLLECTOR’S REPORT**

The Board then considered the Bookkeeper’s Report presented by Ms. Grimes, a copy of which is on file in the official records of the District, and the invoices and checks presented for payment as follows:

**A. Approval of Bills.**

The Board reviewed the bills presented for payment, including the invoices discussed in more detail under the Engineer’s Report.

**B. Review Investment Report.**

The Board reviewed the investment report.



### **C. Review Collateral Pledge Report.**

The Board reviewed the Collateral Pledge report.

### **D. Approve Budget for Fiscal Year Ending December 31, 2022.**

The Board reviewed the budget for fiscal year ending December 31, 2022.

Ms. Grimes then presented the Tax Report, a copy of which is on file in the official records of the District. Ms. Grimes also presented to and reviewed with the Board a draft Interlocal Agreement for Collection of Taxes with Fort Bend County, as discussed at the previous meeting.

Upon motion duly made by Supervisor Medina, seconded by Supervisor Casher, the Board voted unanimously to authorize the payment of the checks and invoices listed therein, including Pay Estimate No. 8 from B-5 Construction Co. for \$345,745.66, and to approve (i) the budget for fiscal year ending December 31, 2022, as presented; (ii) the Bookkeeper's Report; (iii) the Tax Assessor/Collector's Report; and (iv) the Interlocal Agreement for Collection of Taxes with Fort Bend County.

## **3. ENGINEER'S REPORT**

The Board recognized Mr. Dybala, who then presented the Engineer's Report, a copy of which is on file in the official records of the District, and is excerpted below:

### **(a) Report on status of projects:**

#### **i) Water Plant #2**

- Project currently under construction – Contractor is currently working on a) site grading needed for the installation of the perimeter fence (anticipate installation of fence Dec/Jan), b) installation of MCC/chlorine building (anticipate building being erected next week), c) completion of GST erection, d) supports at BP pad, and e) development/testing of well (anticipate water quality results in Jan).
- Anticipate needing to work with DA and District in January to secure an easement agreement with Centerpoint for bringing electrical power to site.
- Request Board's approval of Pay Estimates No. 8 from B-5 Construction Co. for construction of the project for \$345,745.66.
- Anticipate construction (not including if additional treatment is needed) being completed by mid-2022.
- District Est. Water Conn. Timeline (FBCFWSD#1 WP#1 Conn. Capacity = 1,875).
  - End of 2021 = 1,750
  - Mid 2022 = 1,785

#### **ii) Gateway Acres Subdivision Wastewater Collection System**

- Construction plans have been submitted to the appropriate review agencies (TCEQ, CoH, FBC Engineering and Drainage, FBC R&B, Centerpoint, AT&T, and Frontier)

and comments have been received from all of them...it is anticipated that the project will be fully approved by all review agencies and ready for advertisement first part of next year

iii) Fresno Ranchos Subdivision Wastewater Lift Station and Force Main

- Construction plans have been submitted to the appropriate review agencies (TCEQ, CoH, FBC Engineering and Drainage, FBC R&B, FBC Fire Marshall, Centerpoint, AT&T, and Frontier) and comments have been received from all of them, except TCEQ and FBC Fire Marshall...it is anticipated that the project will be fully approved by all review agencies and ready for advertisement by the first part of next year

iv) Gateway Acres Subdivision Wastewater Plumbing Contract

- Currently working on six exhibit boards (3 black and white and 3 with an aerial...2 for each section)...Spreadsheet containing property ownership information for those properties included in the project have been provided to the DA and EDP for preparation of notification letters of upcoming townhall meetings
- Tentative Schedule (actual schedule dependent on when construction plans are bid ready and TCEQ loan secured, which is anticipated to occur first part of next year...could be impacted by available WWTP capacity, which temporary water service agreement is needed to resolve):
  - o Townhall Meetings – January thru May 2022 (once a month)...breaking GA into three sections, with each section having its own meeting in January thru March...April and May would be a general meeting for all sections...utilizing this plan, all sections would have three opportunities to attend a meeting
  - o Anticipate Gateway Acres Sub WW Collection System project being completed in 4Q of 2022, with the plumbing project starting construction immediately afterwards

**(b) Authorize Engineer to Prepare Plans and Specifications for Water/Wastewater Projects**

- no action items

**(c) Report on status of project funding and take necessary action related thereto.**

- Project One-Year Warranty Expiration Dates
  - Fresno Gardens N Sub WW Plumbing Project...01/15/2022
- 2015 TWDB DFUND Loan...remaining funds will be used for the Water Plant No. 2 project
- 4<sup>th</sup> TWDB DFUND Loan (\$1.745M)...funds will be used to complete the Water Plant No. 2 project
- 2021 TCEQ Loan (\$10.45M) – TCEQ has issued the Consent Letter and Draft Memo...currently anticipate selling bonds in Feb and closing loan in March...funds from the BAR are needed to fund the completion of a)  
Gateway Acres Sub WW Collection System project b) Fresno Ranchos Sub LS and FM project, and c) CoA

- WWTP Expansion project
- FBC CDBG Funds...will pursue funding source for future plumbing projects

**(d) Projections for District Water and Wastewater Projects**

- request Board approval to update information every January and July

**(e) Discuss Emergency Preparedness Plan and take any necessary action related thereto**

- review EPP in April each year to determine if any updates are required
- will assist EDP with completion of AWIA emergency response plan, as necessary, that needs to be completed by the end of this year

**(f) Status of Non-Residential Applications for Water Service –**

<b>Connected:</b>	
<b>4320 Doreen Avenue (Multi-Family Dwelling)</b>	<b>Interconnect with FBCMUD23</b>
<b>293 Teakwood Avenue (Multi-Family Dwelling)</b>	<b>La Fresno Food Mart</b>
<b>297 Teakwood Avenue (Multi-Family Dwelling)</b>	<b>Lou's Back Porch</b>
<b>Church of God of Prophecy</b>	<b>LT No Limits</b>
<b>Crossroad Market</b>	<b>Mustang Community Center</b>
<b>Dollar General</b>	<b>MVP Auto Parts (Domestic &amp; FW)</b>
<b>Enriquez Tire Shop (East Palm)</b>	<b>New Quality Life Ministries (Church)</b>
<b>FBC Water Connection at Water Plant</b>	<b>New Quality Life Ministries (Restaurant)</b>
<b>First Baptist Church of Fresno (Domestic &amp; FW)</b>	<b>Papa Nick's BBQ Kitchen – Mobile Food Truck</b>
<b>Fresno Gym (3941 FM 521)</b>	<b>PMC International Tire Shop</b>
<b>Fresno Market – FM521 (Domestic &amp; Irrigation)</b>	<b>Quality Paint and Body (Pecan Street)</b>
<b>Fresno Motor</b>	<b>Richard Martini-Rental Livestock Pasture</b>
<b>Fresno Mount Corinth Baptist Church</b>	<b>Robbins Nest for Children (Domestic &amp; FW)</b>
<b>Fresno Volunteer Fire Department</b>	<b>St. James Knanaya Church – Fire Tap</b>
<b>F&amp;R Tax</b>	<b>St. Peters &amp; St. Pauls Orthodox Church of Houston</b>
<b>General Office Space (514 Pecan Street)</b>	<b>Swingby#3 Gas Station (Domestic &amp; Irrigation)</b>
<b>Gulf Coast LP Gas Company</b>	<b>Teleview Terrace Subdivision Lift Station</b>
<b>HEFCO Enterprises</b>	<b>Tiny Toes Academy</b>
<b>Iglesia Bautista Del Calvario Church</b>	<b>Tire Shop at 1739A Trammel Fresno</b>
<b>Iglesia Principe De Paz Church</b>	<b>Valero Gas Station</b>
<b>Interconnect with City of Arcola</b>	<b>Welcome Foods</b>

<b>Connections Pending:</b>	

<b>Processing Application:</b>	
<b>St. James Knanaya Church (Ave C)</b>	
- still in process of reviewing new information from customer, which was provided prior to the November Board meeting	
<b>Fresno Food Mart (Trammel Fresno Rd)</b>	
- waiting on all required docs to complete application (this is second application from customer as previous application had expired)...application submitted in April 2021	

**Status of Non-Residential Applications for Wastewater Service –**

<b>Connected:</b>	
<b>4320 Doreen Avenue (Multi-Family Dwelling)</b>	<b>General Office Space (514 Pecan Street)</b>
<b>293 Teakwood Avenue (Multi-Family Dwelling)</b>	<b>Mustang Comm Center (<i>minus field bathrooms</i>)</b>
<b>297 Teakwood Avenue (Multi-Family Dwelling)</b>	<b>New Quality Life Ministries (Church)</b>
<b>Church of God of Prophecy</b>	<b>New Quality Life Ministries (Restaurant)</b>
<b>First Baptist Church of Fresno</b>	<b>Quality Paint and Body (Pecan Street)</b>
<b>Fresno Volunteer Fire Department</b>	

<b>Connections Pending:</b>	

<b>Processing Application:</b>	

**(g) Potential Emergency Water Interconnect with BCMUD21**

- conducted phone conversation with LJA (Bill Ehler), engineer for BCMUD21, on December 2016 regarding potential emergency water interconnect between our districts
- possible location for interconnect would be at east end of Renfro Burford Road
- BCMUD21 would be interested in pursuing interconnect (50/50 cost split) once FBCFWSD#1 completes its 2<sup>nd</sup> Water Plant

**(h) Status of New CoA WP –** CoA anticipates their water plant being completed by mid-2022 (DA to provide update from monthly conversations with CoA Engineer)...once completed, interconnect with CoA will become an emergency water interconnect and the District will owe funds to CoA, per the RFC, for taking back 500 connections worth of water service (plus 125 connections, per the temporary water service agreement)...if it is determined later that there will be a significant delay in the completion of the CoA WP, then the District may want to consider conducting an elevated storage tank waiver application with the TCEQ for additional water connections...need to consider all steps once they complete their WP (pay back CoA, take back 625 connections, discontinue water bills to CoA, close vault to make emergency interconnect, rework RFC into a standard emergency interconnect agreement and a waste disposal agreement)

**(i) Status of CoA WWTP Expansion Project (increasing capacity from 0.675 MGD to 0.95 MGD...the District would be receiving an additional 100,000 GPD of capacity through this expansion) –**

DA is coordinating this matter with the CoA by means of the temporary water service agreement, which would require a) a study to be submitted to the TCEQ in an attempt to re-rate the WWTP from 350 gpd/connection to some lessor amount...if the results of the study are not favorable (less than 250 gpd/connection), then the agreement would require CoA to provide interim capacity...also the RFC could still be modified based on the value determined in the study or an amount allowed by the TCEQ and b) require the WWTP expansion project to be completed on or before June 2024...Currently, per the RFC, the District is only capable of providing wastewater service to 714 connections

**(j) Roadway Widening Projects Within District (which will require utility and service line relocations):**

- **South Post Oak Boulevard Widening Project (from W Sycamore to Trammel Fresno Rd):**

○ **Scope** – Increased ROW width, with 2 lane road and additional lanes throughout sections, with roadside ditches

○ **Schedule** –

- County is currently in process of clearing ROW and acquiring easements
- Road Design Phase – current to end of September 2021
- Utility Relocations – October 2021 to March 2022
- Road Construction – anticipated start April 2022

○ **Estimated Cost** -

- Per communications from County, they will assist financially regarding the relocation of the utilities on a case-by-case basis...initially proposing to fund the relocation of the water mains while the District funds the relocation of the water service lines
- Provided EDP and LJA (FBC Engineer) my recommendations for relocating waterlines for the project...both parties are to review to determine if they agree to changes...EDP to determine costs for these changes and present to Board for their approval and coordinate with FBC for financial assistance
- Currently planning to meet in early January to discuss proposed waterline relocations

- **FM521 Roadway Widening Project (North of SH6):**

○ **Scope** – 4 lane, divided roadway with raised median, curb and gutter, with underground storm sewer lines, side swales, and sidewalk

○ **Schedule** –

- 30% Utility Coordination meeting was conducted in November 2020
- 60% Utility Coordination meeting was conducted in September 2021
- 90% Utility Coordination meeting???...waiting for TxDOT to coordinate

- Anticipate 100% completed construction plans by May 2022
  - Anticipate coordinating necessary water and wastewater utility relocations by mid-2022
  - Anticipate roadway widening project to start construction in 2023
- **Estimated Cost –**
  - In process of reviewing roadway construction plans to determine extent and cost of utility relocations
- **FM521 Roadway Widening Project (South of SH6):**
  - **Scope –** 4 lane, divided roadway with raised median, curb and gutter, and side path...proposed detention pond along west side of CoA WWTP and new WWTP entrance roadway
  - **Schedule –**
    - 30% Utility Coordination meeting was conducted in September 2021
    - 60% Utility Coordination meeting???...waiting for TxDOT to coordinate
    - Anticipate 100% completed construction plans by March 2022
    - Anticipate coordinating necessary wastewater forcemain relocations by mid-2022
    - Anticipate roadway widening project to start construction in 2023
  - **Estimated Cost –**
    - Will begin efforts to determine extent and cost for utility relocations once roadway plans are further along (possibly include our relocation work in the roadway plans)
- **West Sycamore Road Widening Project:**
  - **Scope –** Proposed 100' ROW, with 4 lane, divided roadway with raised median, curb and gutter, with underground storm sewer lines, and sidewalk
  - **Schedule –**
    - Received 30% complete roadway plans
    - Requested from County overall project schedule and possibility of including utility relocation work within roadway plans...waiting for a response from County

- **Estimated Cost –**
  - Requested from County if they would assist financially regarding the relocation of utilities...waiting for a response
  - Will begin efforts to determine extent and cost for utility relocations once roadway plans are further along
- **Evergreen Road Widening Project (California Rd to Mustang Bayou):**
  - **Scope –** Proposed 80' ROW, with 2-12' lanes, 6' shoulders, asphalt roadway, with roadside ditches
  - **Schedule –**
    - Working on 30% complete roadway plans...no overall schedule provided yet
  - **Estimated Cost –**
    - Will begin efforts to determine extent and cost for utility relocations once roadway plans are further along...will ask if utility relocations can be included in roadway plans and if FBC will assist financially
- **Evergreen Road Widening Project (Mustang Bayou to FM521):**
  - **Scope –** Proposed 80' ROW, with 2-12' lanes, 6' shoulders, asphalt roadway, with roadside ditches
  - **Schedule –**
    - Working on 30% complete roadway plans...no overall schedule provided yet
  - **Estimated Cost –**
    - Will begin efforts to determine extent and cost for utility relocations once roadway plans are further along...will ask if utility relocations can be included in roadway plans and if FBC will assist financially
- **Other Road Widening Projects Within District**
  - FBC Representative to provide updates at monthly meetings

The Board discussed the status of the application from St. James Knanaya Church with Mr. Dybala, as discussed at previous meetings. Mr. Dybala informed the Board the engineer and owner have provided the requested information for Jacob's review.

The Board also discussed inviting the County Commissioner for the District's current precinct to a future board meeting to discuss projects impacting the District.

Upon motion made by Supervisor Casher, seconded by Supervisor Carreon, and after full discussion, the Board voted unanimously to approve the Engineer's Report, as presented.

#### **4. OPERATOR'S REPORT/TERMINATION OF SERVICE**

Next the Board recognized Mr. Downum, who submitted to and reviewed with the Board the Operator's Report, a copy of which is on file in the official records of the District.

##### **A. Repairs to Water and Wastewater systems**

Mr. Downum reported substantial system repairs and maintenance as follows:

- Installed residential taps and meters at 7 locations;
- Repaired damages to the water main at 3722 Lissie Street;
- Repaired a damaged service line at 4414 Gardenia Lane; and
- Repaired a service line leak at 735 N. Locust Street.

Mr. Downum then reported the repairs, as discussed at the previous meeting, were in process for the seal and shaft failures on booster pumps #1 and #2 for Water Plant #1. Mr. Downum reported the valve survey of District water lines in connection with the road widening project for South Post Oak, as authorized and discussed at previous meetings, is in process.

##### **B. Requests for Water Taps**

Mr. Downum did not report any requests at this time.

##### **C. Delinquent Water Accounts and Service Terminations**

Mr. Downum provided a list of customers that received a delinquent letter by mail and are subject to disconnection of service.

In response to questions from Supervisor Medina, Mr. Downum informed the Board suspected unauthorized permanent mobile homes used as residences would be evaluated by EDP. Mr. Downum also stated he would investigate the damage on Lissie Street to confirm if required to be backcharged to a particular contractor.

Upon a motion duly made by Supervisor Casher, seconded by Supervisor Vallejo, and after full discussion, the Board voted unanimously to approve the Operator's Report and repairs to the water and wastewater system and the termination list and account write-offs.

#### **5. ATTORNEY'S REPORT**

The Board recognized Mr. Willis, who presented the Attorney's report as follows:

##### **A. Approval of Minutes**

The proposed minutes of the meetings held on October 21, 2021, November 11, 2021, and November 18, 2021 were presented for approval.



Upon a motion made by Supervisor Medina, seconded by Supervisor Casher, and after full discussion, the Board voted unanimously to approve the minutes of the meetings held on October 21, 2021, November 11, 2021, and November 18, 2021, as presented.

**B. Approve Resolution Regarding Eminent Domain**

Mr. Willis next presented to and reviewed with the Board a proposed Resolution Authorizing Filing with Comptroller of Public Accounts of State of Texas Documentation of Eminent Domain Authority and recommended approval of said resolution. Mr. Willis noted that Texas law requires governmental entities with eminent domain authority to report annually to the Comptroller certain information relating to the District's eminent domain authority.

**C. Approve Order Designating Meeting Place Outside the District**

Mr. Willis next presented to and reviewed with the Board a proposed Order Designating Meeting Place Outside the District for 1570 W. Sycamore, Fresno, Texas, and recommended approval of said order. Mr. Willis noted townhall meetings would still be conducted at the Community Center, however, this would provide an alternate meeting location in the event the center was not accessible for a regular meeting.

Upon motion by Supervisor Casher, seconded by Supervisor Carreon, the Board voted unanimously to (i) adopt the Resolution Authorizing Filing with Comptroller of Public Accounts of State of Texas Documentation of Eminent Domain Authority and (ii) adopt the Order Designating Meeting Place Outside the District for 1570 W. Sycamore, Fresno, Texas, and authorize publication of notice.

**6. REGIONAL PLANT COMMITTEE REPORT**

Supervisor Hamilton then presented the Regional Plant Committee Report.

Upon a motion made by Supervisor Medina, seconded by Supervisor Casher, and after full discussion, the Board voted unanimously to approve the Regional Plant Committee Report.

**7. HEAR FROM THE PUBLIC.**

The Board noted there were no members of the public present who wished to address the Board at this time.

There being no further business to come before the Board, upon a motion duly made and seconded, the Board voted unanimously to adjourn.

**[THE REMAINDER OF THIS PAGE LEFT INTENTIONALLY BLANK.]**

PASSED, ADOPTED, and APPROVED this \_\_\_\_\_.

\_\_\_\_\_  
Secretary

[SEAL]

**MINUTES OF THE MEETING OF  
FORT BEND COUNTY FRESH WATER SUPPLY DISTRICT NO. 1**

January 20, 2022

**STATE OF TEXAS**

**COUNTY OF FORT BEND**

The Board of Supervisors (the “Board”) of Fort Bend County Fresh Water Supply District No. 1 of Fort Bend County, Texas (the “District”), met in regular session, open to the public, at 6:00 p.m. on Thursday, January 20, 2022, at 4521 F.M. 521 North, Fresno, Fort Bend County, Texas 77545, a designated meeting place inside the boundaries of the District, and the roll was called of the members of the Board, to wit:

Paul Hamilton	President
Rosa Linda Medina	Vice-President
Calvin Casher	Secretary
Rodrigo Carreon	Assistant Secretary
Erasto Vallejo	Assistant Secretary

All members of the Board were present, thus constituting a quorum.

Also present at the meeting were: Cindy Grimes with Municipal Accounts & Consulting, LP, the District’s Bookkeeper (“MAC”); David Dybala with Jacobs Engineering Group, Inc. (“Jacobs”), the District’s Engineer; Breah Campbell with Environmental Development Partners (“EDP”), the District’s Operator; David Smalling with R.W. Baird & Co., Inc. (“Baird”), the District’s Financial Advisor; Katie Herrington with Fort Bend County Precinct 2; Hunter Blake, a member of the public; and Michael R. Willis and Tamara Sharkey of Sanford Kuhl Hagan Kugle Parker Kahn LLP (“SK Law”), the District’s Attorney.

The meeting was called to order at 6:20 p.m. and the following business was transacted.

**1. HEAR FROM PUBLIC (MATTERS ON THE AGENDA)**

The Board noted there were no members of the public present who wished to address the Board concerning matters on the agenda at this time.

**2. FINANCIAL ADVISOR’S REPORT**

President Hamilton recognized Mr. Smalling, who discussed the status of the District’s Unlimited Tax Bonds, Series 2022 (the “Bonds”) in the amount of \$10,450,000 and presented for approval of the Board the Order Adopting Official Notice of Sale and Bid Form, Authorizing Distribution Thereof and of Preliminary Official Statement, and Authorizing Publication of Notice of Sale in connection with the issuance of the Bonds. Mr. Eustis noted that the sale date for the Bonds is tentatively scheduled for February 17, 2022.

Upon motion by Director Casher, seconded by Director Medina, the Board voted unanimously to approve the Order Adopting Official Notice of Sale and Bid Form, Authorizing Distribution Thereof and of Preliminary Official Statement, and Authorizing Publication of Notice of Sale for the Bonds.

### **3. BOOKKEEPER'S REPORT AND TAX ASSESSOR/COLLECTOR'S REPORT**

The Board then considered the Bookkeeper's Report presented by Ms. Grimes, a copy of which is on file in the official records of the District, and the invoices and checks presented for payment as follows:

#### **A. Approval of Bills.**

The Board reviewed the bills presented for payment, including the invoices discussed in more detail under the Engineer's Report.

#### **B. Review Investment Report.**

The Board reviewed the investment report.

#### **C. Review Collateral Pledge Report.**

The Board reviewed the Collateral Pledge report.

Ms. Grimes then presented the Tax Report, a copy of which is on file in the official records of the District.

Upon motion duly made by Supervisor Casher, seconded by Supervisor Casher, the Board voted unanimously to authorize the payment of the checks and invoices listed therein, including Pay Estimate No. 9 from B-5 Construction Co. for \$133,237.89, invoice Nos. 10 and 11 from Terracon for \$3,864.00 and \$1,271.50, respectively, and to approve (ii) the Bookkeeper's Report; and (iii) the Tax Assessor/Collector's Report.

### **4. ENGINEER'S REPORT**

The Board recognized Mr. Dybala, who then presented the Engineer's Report, a copy of which is on file in the official records of the District, and is excerpted below:

#### **(a) Report on status of projects:**

##### **i) Water Plant #2**

- Project currently under construction – Contractor is currently working on a) preparations for on-site piping, b) site grading needed for the installation of the perimeter fence, and c) development/testing of the well. Discuss with Board the results of the preliminary water quality analysis results.
- Still in process of coordinating with Centerpoint regarding delivery of power to the site.
- Request Board's approval of Pay Estimates No. 9 from B-5 Construction Co. for construction of the project for \$133,237.89.
- Request Board's approval of Invoice No. 10 and 11 from Terracon for material testing services for \$3,864.00 and \$1,271.50, respectively
- Anticipate construction being completed by mid-2022 (timeline does not account for installation of additional water treatment system)

- District Est. Water Conn. Timeline (FBCFWSD#1 WP#1 Conn. Capacity = 1,875).
  - Mid 2022 = 1,790

ii) Gateway Acres Subdivision Wastewater Collection System

- Currently in process of securing approval signatures on the final construction plans from review agencies (FBC Drainage and Engineering, Centerpoint, AT&T, Frontier, City of Houston) needed for advertisement of project...anticipate next month or the following to have all approvals

iii) Fresno Ranchos Subdivision Wastewater Lift Station and Force Main

- Currently in process of securing approval signatures on the final construction plans from review agencies needed for advertisement of project...anticipate next month or the following to have all approvals

iv) Gateway Acres Subdivision Wastewater Plumbing Contract

- Townhall meetings are scheduled to start next Thursday, starting with Gateway Acres East...meetings will continue afterwards through May, with Gateway Acres Central meeting in February, Gateway Acres West meeting in March, and all sections for the meetings in April and May
- Six exhibit boards (3 black and white and 3 with an aerial have been prepared...2 for each section) and an exhibit showing the overall project limits has been prepared
- Anticipate Gateway Acres Sub WW Collection System project being completed early 2023 and the plumbing contract being completed within 2023

**(b) Authorize Engineer to Prepare Plans and Specifications for Water/Wastewater Projects**

- no action items

**(c) Report on status of project funding and take necessary action related thereto.**

- Project One-Year Warranty Expiration Dates
- 2015 TWDB DFUND Loan...remaining funds will be used for the Water Plant No. 2 project
- 4<sup>th</sup> TWDB DFUND Loan (\$1.745M)...funds will be used to complete the Water Plant No. 2 project
- 2022 TCEQ Loan (\$10.45M) – discuss with Board first draft of Preliminary Official Statement and Notice of Sale...currently anticipate selling bonds in February and closing loan in March...funds from the loan are needed to fund the completion of a) Gateway Acres Sub WW Collection System project b) Fresno Ranchos Sub LS and FM project, and c) CoA WWTP Expansion project
- FBC CDBG Funds...will pursue funding source for future plumbing projects

**(d) Projections for District Water and Wastewater Projects**

- request Board approval to update information every January and July

(e) **Discuss Emergency Preparedness Plan and take any necessary action related thereto**

- review EPP in April each year to determine if any updates are required

(f) **Status of Non-Residential Applications for Water Service –**

<b>Connected:</b>	
<b>4320 Doreen Avenue (Multi-Family Dwelling)</b>	<b>Interconnect with FBCMUD23</b>
<b>293 Teakwood Avenue (Multi-Family Dwelling)</b>	<b>La Fresno Food Mart</b>
<b>297 Teakwood Avenue (Multi-Family Dwelling)</b>	<b>Lou's Back Porch</b>
<b>Church of God of Prophecy</b>	<b>LT No Limits</b>
<b>Crossroad Market</b>	<b>Mustang Community Center</b>
<b>Dollar General</b>	<b>MVP Auto Parts (Domestic &amp; FW)</b>
<b>Enriquez Tire Shop (East Palm)</b>	<b>New Quality Life Ministries (Church)</b>
<b>FBC Water Connection at Water Plant</b>	<b>New Quality Life Ministries (Restaurant)</b>
<b>First Baptist Church of Fresno (Domestic &amp; FW)</b>	<b>Papa Nick's BBQ Kitchen – Mobile Food Truck</b>
<b>Fresno Gym (3941 FM 521)</b>	<b>PMC International Tire Shop</b>
<b>Fresno Market – FM521 (Domestic &amp; Irrigation)</b>	<b>Quality Paint and Body (Pecan Street)</b>
<b>Fresno Motor</b>	<b>Richard Martini-Rental Livestock Pasture</b>
<b>Fresno Mount Corinth Baptist Church</b>	<b>Robbins Nest for Children (Domestic &amp; FW)</b>
<b>Fresno Volunteer Fire Department</b>	<b>St. James Knanaya Church – Fire Tap</b>
<b>F&amp;R Tax</b>	<b>St. Peters &amp; St. Pauls Orthodox Church of Houston</b>
<b>General Office Space (514 Pecan Street)</b>	<b>Swingby#3 Gas Station (Domestic &amp; Irrigation)</b>
<b>Gulf Coast LP Gas Company</b>	<b>Televue Terrace Subdivision Lift Station</b>
<b>HEFCO Enterprises</b>	<b>Tiny Toes Academy</b>
<b>Iglesia Bautista Del Calvario Church</b>	<b>Tire Shop at 1739A Trammel Fresno</b>
<b>Iglesia Principe De Paz Church</b>	<b>Valero Gas Station</b>
<b>Interconnect with City of Arcola</b>	<b>Welcome Foods</b>

<b>Connections Pending:</b>	

<b>Processing Application:</b>	
<b>St. James Knanaya Church (Ave C)</b> - in process of reviewing new information from customer with District Operator	
<b>Fresno Food Mart (Trammel Fresno Rd)</b> - waiting on all required docs to complete application (this is second application from customer as previous application had expired)...application submitted in April 2021	

**Status of Non-Residential Applications for Wastewater Service –**

<b>Connected:</b>	
<b>4320 Doreen Avenue (Multi-Family Dwelling)</b>	<b>General Office Space (514 Pecan Street)</b>
<b>293 Teakwood Avenue (Multi-Family Dwelling)</b>	<b>Mustang Comm Center (<i>minus field bathrooms</i>)</b>
<b>297 Teakwood Avenue (Multi-Family Dwelling)</b>	<b>New Quality Life Ministries (Church)</b>
<b>Church of God of Prophecy</b>	<b>New Quality Life Ministries (Restaurant)</b>
<b>First Baptist Church of Fresno</b>	<b>Quality Paint and Body (Pecan Street)</b>

<b>Fresno Volunteer Fire Department</b>	
<b>Connections Pending:</b>	
<b>Processing Application:</b>	

**(g) Potential Emergency Water Interconnect with BCMUD21**

- conducted phone conversation with LJA (Bill Ehler), engineer for BCMUD21, on December 2016 regarding potential emergency water interconnect between our districts
- possible location for interconnect would be at east end of Renfro Burford Road
- BCMUD21 would be interested in pursuing interconnect (50/50 cost split) once FBCFWSD#1 completes its 2<sup>nd</sup> Water Plant

**(h) Status of New CoA WP** – CoA anticipates their water plant being completed by 3<sup>rd</sup> Q 2022 ...once completed, interconnect with CoA will become an emergency water interconnect and the District will owe funds to CoA, per the RFC, for taking back 500 connections worth of water service (plus 125 connections, per the temporary water service agreement)...if it is determined later that there will be a significant delay in the completion of the CoA WP, then the District may want to consider conducting an elevated storage tank waiver application with the TCEQ for additional water connections...need to consider all steps once they complete their WP (pay back CoA, take back 625 connections, discontinue water bills to CoA, close vault to make emergency interconnect, rework RFC into a standard emergency interconnect agreement and a waste disposal agreement)

**(i) Status of CoA WWTP Expansion Project (increasing capacity from 0.675 MGD to 0.95 MGD...the District would be receiving an additional 100,000 GPD of capacity through this expansion) –**

- Waiting for results from re-rate study, being performed by CoA, to determine if the RFC's gpd/connection value (currently at 350) can be reduced to 250 or less...if favorable results are not provided to the District by March 31, 2022, then the District's capacity at the WWTP would be equal to 350,000 gpd and the District would be able to provide wastewater service to 1,000 connections
- Also, CoA is contractually obligated to the District to complete the expansion of the WWTP from 0.675 MGD to 0.95 MGD on or before June 2024

**(j) Roadway Widening Projects Within District (which will require utility and service line relocations):**

- **South Post Oak Boulevard Widening Project (from W Sycamore to Trammel Fresno Rd):**

o **Scope** – Increased ROW width, with 2 lane road and additional lanes throughout

sections, with roadside ditches

○ **Schedule –**

- County is currently in process of clearing ROW and acquiring easements
- Road Design Phase – current to end of September 2021
- Utility Relocations – October 2021 to March 2022
- Road Construction – anticipated start April 2022

○ **Estimated Cost -**

- Jacobs and EDP discussed recommended waterline relocations for road widening project...EDP to prepare and present costs to both the District and County for their approval and for cost sharing discussion
- Per communications from County, they will assist financially regarding the relocation of the utilities on a case-by-case basis...initially proposing to fund the relocation of the water mains while the District funds the relocation of the water service lines

- **FM521 Roadway Widening Project (North of SH6):**

○ **Scope** – 4 lane, divided roadway with raised median, curb and gutter, with underground storm sewer lines, side swales, and sidewalk

○ **Schedule –**

- 30% Utility Coordination meeting was conducted in November 2020
- 60% Utility Coordination meeting was conducted in September 2021
- 90% Utility Coordination meeting???...waiting for TxDOT to coordinate
- Anticipate 100% completed construction plans by May 2022
- Anticipate coordinating necessary water and wastewater utility relocations by mid-2022
- Anticipate roadway widening project to start construction in 2023

○ **Estimated Cost-**

- In process of reviewing roadway construction plans to determine extent and cost of utility relocations

- **FM521 Roadway Widening Project (South of SH6):**



- **Scope** – 4 lane, divided roadway with raised median, curb and gutter, and side path...proposed detention pond along west side of CoA WWTP and new WWTP entrance roadway

- **Schedule** –

- 30% Utility Coordination meeting was conducted in September 2021
- 60% Utility Coordination meeting???...waiting for TxDOT to coordinate
- Anticipate 100% completed construction plans by March 2022
- Anticipate coordinating necessary wastewater forcemain relocations by mid-2022
- Anticipate roadway widening project to start construction in 2023

- **Estimated Cost** –

- Will begin efforts to determine extent and cost for utility relocations once roadway plans are further along (possibly include our relocation work in the roadway plans)

- **West Sycamore Road Widening Project:**

- **Scope** – Proposed 100' ROW, with 4 lane, divided roadway with raised median, curb and gutter, with underground storm sewer lines, and sidewalk

- **Schedule** –

- Received 30% complete roadway plans
- Requested from County overall project schedule and possibility of including utility relocation work within roadway plans...waiting for a response from County

- **Estimated Cost** –

- Requested from County if they would assist financially regarding the relocation of utilities...waiting for a response
- Will begin efforts to determine extent and cost for utility relocations once roadway plans are further along

- **Evergreen Road Widening Project (California Rd to Mustang Bayou):**

- **Scope** – Proposed 80' ROW, with 2-12' lanes, 6' shoulders, asphalt roadway, with roadside ditches

○ **Schedule –**

- Working on 30% complete roadway plans...no overall schedule provided yet

○ **Estimated Cost –**

- Will begin efforts to determine extent and cost for utility relocations once roadway plans are further along...will ask if utility relocations can be included in roadway plans and if FBC will assist financially

- **Evergreen Road Widening Project (Mustang Bayou to FM521):**

○ **Scope –** Proposed 80' ROW, with 2-12' lanes, 6' shoulders, asphalt roadway, with roadside ditches

○ **Schedule –**

- Working on 30% complete roadway plans...no overall schedule provided yet

○ **Estimated Cost –**

- Will begin efforts to determine extent and cost for utility relocations once roadway plans are further along...will ask if utility relocations can be included in roadway plans and if FBC will assist financially

- **Other Road Widening Projects Within District**

○ FBC Representative to provide updates at monthly meetings

Upon motion made by Supervisor Casher, seconded by Supervisor Carreon, and after full discussion, the Board voted unanimously to approve the Engineer's Report, as presented.

**5. OPERATOR'S REPORT/TERMINATION OF SERVICE**

Next the Board recognized Ms. Campbell, who submitted to and reviewed with the Board the Operator's Report, a copy of which is on file in the official records of the District.

**A. Repairs to Water and Wastewater systems**

Ms. Campbell reported substantial system repairs and maintenance as follows:

- Performed annual fire hydrant testing;
- Performed annual commercial meter testing;
- Performed annual chlorinator preventative maintenance;
- Repaired booster pump no. 1 and replaced shims under booster pump no. 3 and aligned;
- Repaired landscape following service line repair at 735 N. Locust;
- Pulled and cleaned lift pumps and replaced contacts on Lift Station No. 1;
- Top cleaned wet well on Lift Station No. 1;

- Completed regulatory compliance in connection with ERP;

Ms. Campbell then updated the Board on the following:

1. Booster Pump No. 1: Repairs to booster pump no. 1 are in process.
2. South Post Oak Road Widening: EDP and Jacobs met on January 4<sup>th</sup> to confirm and quantify interferences along S. Post Oak Rd. Ms. Campbell noted she would present pricing at the Town Hall meeting next week.
3. FM 521 Road Widening: EDP is working with Jacobs to confirm and quantify potential interferences along FM 521.
4. W Sycamore Road Widening: EDP is working with Jacobs to confirm and quantify potential interferences along FM 521.

#### **B. Requests for Water Taps**

Ms. Campbell did not report any requests at this time.

#### **C. Delinquent Water Accounts and Service Terminations**

Ms. Campbell provided a list of customers that received a delinquent letter by mail and are subject to disconnection of service.

Upon a motion duly made by Supervisor Carreon, seconded by Supervisor Casher, and after full discussion, the Board voted unanimously to approve the Operator's Report and repairs to the water and wastewater system and the termination list and account write-offs.

### **6. ATTORNEY'S REPORT**

The Board recognized Mr. Willis, who presented the Attorney's report as follows:

#### **A. Approval of Minutes**

The proposed minutes of the meetings held on December 17, 2021 were presented for approval. The Board deferred action on the proposed minutes.

### **7. REGIONAL PLANT COMMITTEE REPORT**

Supervisor Hamilton then presented the Regional Plant Committee Report.

Upon a motion made by Supervisor Carreon, seconded by Supervisor Medina, and after full discussion, the Board voted unanimously to approve the Regional Plant Committee Report.

### **8. HEAR FROM THE PUBLIC.**

The Board noted there were no members of the public present who wished to address the Board at this time.

There being no further business to come before the Board, upon a motion duly made and seconded, the Board voted unanimously to adjourn.

PASSED, ADOPTED, and APPROVED this \_\_\_\_\_.

\_\_\_\_\_  
Secretary

[SEAL]

**MINUTES OF THE MEETING OF  
FORT BEND COUNTY FRESH WATER SUPPLY DISTRICT NO. 1**

January 27, 2022

**STATE OF TEXAS**

**COUNTY OF FORT BEND**

The Board of Supervisors (the “Board”) of Fort Bend County Fresh Water Supply District No. 1 of Fort Bend County, Texas (the “District”), met in special session, open to the public, on January 27, 2022, commencing at 6:00 p.m. at 4521 F.M. 521 North, Fresno, Fort Bend County, Texas, a designated meeting place inside the boundaries of the District, and the roll was called of the duly constituted officers and members of the Board, to wit:

Paul Hamilton	President
Rosa Linda Medina	Vice President
Calvin Casher	Secretary
Rodrigo Carreon	Assistant Secretary
Erasto Vallejo	Assistant Secretary

All members of the Board were present, thus constituting a quorum.

Also present at the meeting were: David Dybala with Jacobs Engineering Group, Inc. (“Jacobs”), the District’s Engineer; Breah Campbell and Luisa Conde with Environmental Development Partners (“EDP”), the District’s Operator; members of the public, the names of whom are on file in the official records of the District; and Michael R. Willis and Ryan LaRue of Sanford Kuhl Hagan Kugle Parker Kahn LLP (“SK Law”), the District’s Attorney.

The meeting was called to order and the following business was transacted.

**1. HEAR FROM PUBLIC (MATTERS ON THE AGENDA)**

The Board noted that there were no members of the public present who wished to address the Board concerning matters on the Agenda.

**2. RECEIVE COST ESTIMATE FOR SOUTH POST OAK UTILITY RELOCATION**

The Board recognized Ms. Campbell, who presented to the Board estimated costs for utility relocations related to the South Post Oak Road widening project.

Upon motion duly made by Supervisor Casher, seconded by Supervisor Carreon, the Board voted unanimously to authorize EDP to proceed with the utility relocations, and appoint Supervisor Hamilton to execute any related necessary documentation.

**3. TOWN HALL MEETING**

The Board then opened the town hall meeting, and received questions from the public regarding wastewater services to the Gateway Acres (East) subdivision.

There being no further business to come before the Board, upon a motion duly made and seconded, the Board voted unanimously to adjourn.

**[THE REMAINDER OF THIS PAGE LEFT INTENTIONALLY BLANK.]**

PASSED, ADOPTED, and APPROVED this \_\_\_\_\_.

\_\_\_\_\_  
Secretary

[SEAL]

CERTIFICATE OF RESOLUTION  
CONCERNING TAX EXEMPTIONS FOR 2022

THE STATE OF TEXAS §

COUNTY OF FORT BEND §

FORT BEND COUNTY FRESH WATER SUPPLY DISTRICT NO. 1 §

We, the undersigned officers of the Board of Supervisors (the "Board") of Fort Bend County Fresh Water Supply District No. 1 (the "District"), hereby certify as follows:

1. The Board convened in regular session, open to the public, on February 17, 2022, at the regular meeting place thereof and the roll was called of the members of the Board, to-wit:

Paul Hamilton	President
Rosa Linda Medina	Vice President
Calvin Casher	Secretary
Rodrigo Carreon	Assistant Secretary
Erasto Vallejo	Assistant Secretary

All members of the Board were present except the following absentees: \_\_\_\_\_, thus constituting a quorum. Whereupon, among other business, the following was transacted at such meeting:

RESOLUTION CONCERNING TAX EXEMPTIONS FOR 2022

was duly introduced for the consideration of the Board. It was then duly moved and seconded that such Resolution be adopted; and, after due discussion, such motion, carrying with it the adoption of said Resolution, prevailed and carried by the following vote:

AYES: All Present

NOES: None

2. A true, full, and correct copy of the aforesaid Resolution adopted at the meeting described in the above and foregoing paragraph is attached to and follows this Certificate; such Resolution has been duly recorded in said Board's minutes of such meeting; the above and foregoing paragraph is a true, full, and correct excerpt from the Board's minutes of such meeting pertaining to the adoption of such Resolution; the persons named in the above and foregoing paragraph are the duly chosen, qualified, and acting officers and members of the Board as indicated therein; each of the officers and members of the Board was duly and sufficiently notified officially and personally, in advance of the time, place, and purpose of such meeting and that such Resolution would be introduced and considered for adoption at such meeting and each of such officers and members consented, in advance, to the holding of such meeting for such purpose; such meeting was open to the public, as required by law, and public notice of the time, place and purpose of such meeting was given as required by V.T.C.A. Government Code, Chapter 5519, as amended.

SIGNED AND SEALED this 17th day of February, 2022.

\_\_\_\_\_  
Secretary, Board of Supervisors

\_\_\_\_\_  
Vice President, Board of Supervisors



RESOLUTION CONCERNING TAX EXEMPTIONS FOR 2022

THE STATE OF TEXAS §

COUNTY OF FORT BEND §

FORT BEND COUNTY FRESH WATER SUPPLY UTILITY DISTRICT NO. 1 §

WHEREAS, the laws of the State of Texas provide, under certain circumstances, for the exemption of a portion of the value of residence homesteads from ad valorem taxation; and

WHEREAS, the Board of Supervisors of Fort Bend County Fresh Water Supply District No. 1 of Fort Bend County, Texas (the "District"), desires to implement the following tax exemptions; Now, therefore;

BE IT RESOLVED BY THE BOARD OF SUPERVISORS OF FORT BEND COUNTY FRESH WATER SUPPLY DISTRICT NO. 1 THAT:

Section 1: The Board of Supervisors of the District hereby exempts from ad valorem taxation by the District \$-0- of the appraised value of residence homesteads of individuals who are disabled or are sixty-five years of age or older, as authorized by Section 11.13 of the Property Tax Code, as amended. No person may claim both exemptions, but a person qualifying for both may choose the exemption that he wishes to have applied to his property.

Section 2: The Board of Supervisors of the District hereby exempts from ad valorem taxation by the District \$-0- of the appraised value of residence homesteads of individuals, as authorized by Section 11.13 of the Property Tax Code, as amended.

Section 3: The Board of Supervisors has considered the matter and has determined not to adopt (i) a tax exemption for charitable organizations, or (ii) an exemption for travel trailers.

Section 4: This Resolution constitutes official action by the Board of Supervisors of the District concerning the foregoing tax exemptions.

PASSED AND APPROVED this February 17, 2022.

/s/Rosa Linda Medina  
Vice President, Board of Supervisors

ATTEST:

/s/ Calvin Casher  
Secretary, Board of Supervisors

**RESOLUTION IMPLEMENTING  
20% PENALTY ON DELINQUENT TAXES  
AND CONTRACTING WITH ATTORNEYS TO COLLECT DELINQUENT TAXES**

THE STATE OF TEXAS  
COUNTY OF FORT BEND  
FORT BEND COUNTY FRESH WATER SUPPLY DISTRICT NO. 1

The Board of Supervisors (the "Board") of Fort Bend County Fresh Water Supply District No. 1 convened in regular session, open to the public, on February 17, 2022, at the regular meeting place thereof, and the roll was called of the members of the Board, to-wit:

Paul Hamilton	President
Rosa Linda Medina	Vice President
Calvin Casher	Secretary
Rodrigo Carreon	Assistant Secretary
Erasto Vallejo	Assistant Secretary

All members of the Board were present, except \_\_\_\_\_ thus constituting a quorum.

WHEREUPON, among other business conducted by the Board, upon motion duly made and seconded, the following Resolution was carried by the following vote:

"Ayes" All Present;

"Noes" None;

The Resolution thus adopted is as follows:

BE IT RESOLVED that on July 1, 2022, and thereafter, all tax accounts which are delinquent for the tax year 2021 will incur additional penalties in the amount of twenty percent (20%) of the sum of the tax, penalty and interest then due, and to be due, in order to help defray the cost of collection of the same. The provisions of Section 33.11, Texas Property Tax Code, are hereby adopted and that the additional penalty provided therein is adopted as an alternative, with regard to personal property taxes, to the provisions of Section 33.07, Texas Property Tax Code.

IT IS FURTHER RESOLVED that the Tax Collector shall deliver a notice of delinquency and of this additional penalty to the property owner of each tax account, at least thirty (30) days and not more than sixty (60) days before July 1, 2022.

BE IT FURTHER RESOLVED that the Board of Fort Bend County Fresh Water Supply District No. 1 has retained and contracted with an Attorney to collect delinquent taxes pursuant to Sec. 6.30(c) of the Property Tax Code, and that it is the intention of this Board to comply in all respects with Section 33.07 of such Property Tax Code.

PASSED, ADOPTED AND ORDERED this February 17, 2022.

ATTEST:

\_\_\_\_\_  
Vice President, Board of Supervisors

\_\_\_\_\_  
Secretary, Board of Supervisors

CERTIFICATE FOR ORDER CALLING SUPERVISORS AND  
TAX ASSESSOR/COLLECTOR ELECTION

THE STATE OF TEXAS

COUNTY OF FORT BEND

FORT BEND COUNTY FRESH WATER SUPPLY DISTRICT NO. 1

§  
§  
§  
§  
§

We, the undersigned officers of the Board of Supervisors (the "Board") of Fort Bend County Fresh Water Supply District No. 1 (the "District"), hereby certify as follows:

1. The Board convened in regular session, open to the public, on February 17, 2022, at a designated meeting place thereof outside the boundaries of the District, and the roll was called of the members of the Board, to-wit:

Paul Hamilton	President
Calvin Casher	Secretary
Rosa Linda Medina	Vice President
Rodrigo Carreon	Assistant Secretary
Erasto Vallejo	Assistant Secretary

All members of the Board were present, except the following Supervisor(s): \_\_\_\_\_, thus constituting a quorum. Whereupon, among other business, the following was transaction at such meeting:

ORDER CALLING SUPERVISORS AND TAX ASSESSOR/COLLECTOR ELECTION

was duly introduced for the consideration of the Board. It was then duly moved and seconded that such Order be adopted; and, after due discussion, such motion, carrying with it the adoption of said Order, prevailed and carried by the following vote:

AYES: \_\_\_\_\_

NOES: \_\_\_\_\_

2. A true, full, and correct copy of the aforesaid Order adopted at the meeting described in the above and foregoing paragraph is attached to and follows this Certificate; such Order has been duly recorded in said Board's minutes of such meeting; the above and foregoing paragraph is a true, full, and correct excerpt from the Board's minutes of such meeting pertaining to the adoption of such Order; the persons named in the above and foregoing paragraph are the duly chosen, qualified, and acting officers and members of the Board as indicated therein; each of the officers and members of the Board was duly and sufficiently notified officially and personally, in advance of the time, place, and purpose of such meeting and that such Order would be introduced and considered for adoption at such meeting and each of such officers and members consented, in advance, to the holding of such meeting for such purpose; such meeting was open to the public, as required by law, and public notice of the time, place and purpose of such meeting was given as required by V.T.C.A. Government Code, Chapter 551, as amended.

SIGNED AND SEALED this \_\_\_\_\_ day of \_\_\_\_\_, 2022.

\_\_\_\_\_  
Vice President, Board of Supervisors

\_\_\_\_\_  
Secretary, Board of Supervisors

(DISTRICT SEAL)

ORDER CALLING SUPERVISORS AND TAX/ASSESSOR COLLECTOR ELECTION

BE IT ORDERED BY THE BOARD OF SUPERVISORS OF FORT BEND COUNTY FRESH WATER SUPPLY DISTRICT NO. 1 UTILITY DISTRICT:

Section 1: An election shall be held for Fort Bend County Fresh Water Supply District No. 1 (the "District") between the hours of 7:00 a.m. and 7:00 p.m., on the 7th day of May, 2022. At said election there shall be submitted to the duly qualified resident electors of the District the matter of electing two (2) Supervisors and one (1) tax assessor/collector.

Section 2: The District will enter into a Joint Election Agreement and Contract for Election Services (the "Contract") with Fort Bend County which provides that the County will conduct the election on behalf of the District.

Section 3: Subject to the provisions of Chapter 31, Subchapter D of the Election Code, the District agrees to allow the County to administer an election to be held for the District on May 7, 2022, between the hours of 7:00 a.m. and 7:00 p.m., at a place to be determined by the County. Pursuant to the Contract, the District has directed that the place for the election be a suitable public building and a proper place for conducting said election.

Section 4: Voting in said election shall be by the use of an electronic voting system prepared by the County pursuant to the Contract and Texas Election Code, Chapter 123. Ballots shall be in both English and Spanish as required by federal voting rights law. The voter may vote for up to two (2) persons for director by placing an "X" in the square beside the person's name, and may vote for one (1) person for Tax Assessor/Collector by placing an "X" in the square beside the person's name. Oral assistance in Spanish shall be made available to all persons requiring such assistance. Any person requiring oral assistance in Spanish should contact the presiding judge or absentee voting clerk.

Section 5: The order in which the names of the candidates are to be printed on the ballot shall be determined by a drawing to be conducted by the Secretary/Treasurer or by the District's agent for the election. The Secretary/Treasurer or agent shall post notice within the District or at the agent's office, at least seventy-two (72) hours prior to the date on which the drawing is to be held, of the time and place of the drawing and shall also give personal notice to all candidates. Said notice is to be mailed not later than the fourth day before the day of the drawing. Each candidate involved in the drawing or a representative designated by him shall have a right to be present and observe the drawing.

Section 6: Any write-in votes cast in said election shall not be counted unless the name appears on the list of write-in candidates. To be entitled to a place on the list of write-in candidates, a candidate must make a declaration of write-in candidacy and file said declaration with the District's appointed agent no later than 5:00 p.m. on February 22, 2022.

Section 7: The boundaries of the District are hereby established as and shall constitute one election precinct. The Elections Administrator of Fort Bend County (the "Administrator") shall appoint the presiding judge and clerks for the election pursuant to the Contract. The Administrator may appoint, as he or she deems necessary, clerks to assist in the conduct of the election. If the regularly appointed presiding judge is unable to serve at the election, the alternate presiding judge shall serve as the presiding judge for the election. If the election is conducted by the regularly appointed presiding judge, he or she may appoint the alternate presiding judge as one of the clerks to serve at the election.

The early voting ballot board shall be appointed by the Administrator in accordance with the Contract.

Early voting in the election by personal appearance shall occur as provided by the County pursuant to the Contract. The clerk for early voting shall be the Administrator, and the place at which such early voting shall be conducted is to be determined by the County pursuant to the Contract. The early voting clerk's address at which the early voting clerk may receive applications for ballot by mail, common or contract carrier, or in person is: Fort Bend County Elections, 301 Jackson Street, Richmond, Texas 77469.

An application for ballot by mail may be submitted to the early voting clerk via email or fax. The early voting clerk's email at which the early voting clerk may receive applications for ballot by mail is [vote@fortbendcountytexas.gov](mailto:vote@fortbendcountytexas.gov). The early voting clerk's fax number at which the early voting clerk may receive applications for ballot by mail is (281) 341-4418. To be effective, an application for ballot by mail submitted by FAX or EMAIL must also be submitted by mail and be received by the early voting clerk not later than the fourth business day after the transmission by fax or email is received.

Section 8: The election shall be held and conducted and returns made to this Board of Supervisors in accordance with the Texas Election Code as modified by Chapter 49, Texas Water Code.

Section 9: Sanford Kuhl Hagan Kugle Parker Kahn LLP ("SKLaw") is hereby appointed as the agent for the Secretary of the Board of the District for the purpose of being custodian of the election records. The agent shall maintain election records in accordance with the Texas Election Code.

Section 10: All qualified resident electors of the District shall be entitled to vote in the election.

Section 11: The President and Secretary of the Board and the District's attorney are authorized and directed to take any action necessary to carry out the provisions of this Order. The District hereby approves the Contract with the County to assist with the election and authorizes execution of such Contract by any member of the Board.

Section 12: In accordance with Texas Election Code, Section 4.003, the President and the Secretary of the Board or the District's agent is hereby directed to cause notice of this election to be posted within the District (at the place where notices of meetings are posted) at least twenty-one (21) days before the date of the election, or the next business day after the twenty-first day if the twenty first day is a Saturday, Sunday, or official State holiday and at such other places as notice of the meetings of the Board of Supervisors of the District are required to be posted.

Section 13: The election shall be held and conducted and returns made to this Board of Supervisors in accordance with the Texas Election Code, as modified by Chapter 49, Texas Water Code, as amended.

If the District's agent for the preparation of the ballot should certify in writing to the Board of Supervisors of the District that the candidates for election to the Board are unopposed for election (the "Unopposed Certification"), the Board shall declare each unopposed candidate elected to office as set forth herein. Upon receipt of the Unopposed Certification, the Secretary/Treasurer of the Board, or the District's agent, is authorized to post notice that the election will not be held. Such notice shall be posted on or before the commencement of early voting at each polling place. Upon the timely posting of the notice, the District will not be required (i) to post or publish notice of the election, (ii) to prepare ballots for the election, (iii) to prepare election materials, or (iv) to hold early and regular voting. The Board shall meet at the earliest practicable time to declare each unopposed candidate elected to office. If this declaration is made, the election will not be held.

Section 14: The rate of pay for judges and clerks of the election shall be determined by the Administrator, in compliance with the Texas Election Code.

Section 15: The President and Secretary/Treasurer are authorized and directed to take any action necessary to carry out the provisions of this order.

PASSED AND APPROVED this 17th day of February, 2022.

/s/ Rosa Linda Medina  
Vice President, Board of Supervisors

ATTEST:

/s/ Calvin Casher  
Secretary, Board Supervisors

**Fort Bend County Freshwater Supply District 1  
Regional Facilities Wastewater Treatment Plant Summary  
February 17, 2022**

The treatment plant operation information was received by Paul Hamilton from John Montergomery with Municipal Operations & Consultants.

WWTP Operations Report:

During the period of December 20, 2021 through January 20, 2022 per the attached MOC monthly report, the WWTP was operating at 37% of the 0.675 MGD permit capacity and was operating within permit parameters. Arcola had 22% inflow and Freshwater-1 had 15% inflow. The plant average daily flow was 250,839 gallons of which Freshwater 1 was 99,600 gallons. During the month total plant inflow (11/30/2021-12/31/2021) was 7,776,000 gallons.

The total rainfall for the period of 11/30/2021-12/31/2021 was 2.25 inches.

WWTP Discharge Monitoring Report:


The December 2021 Discharge Monitoring Report (DMR) did not reflect any parameter exceedances. A copy of the DMR is attached.

Operations Expenses

The WWTP total expenses from November 30, 2021 to January 5, 2022 was \$ 4,882.55. \$1000.00 for MOC monthly services plus \$ 3,882.55 for ancillary supplies and activities. See attached expense sheets, last 4 pages of this report.

*Paul Hamilton*

FBFWSD1 Supervisor & Treatment Plant Liaison



# Municipal Operations & Consulting, Inc.

## MONTHLY OPERATIONS REPORT FOR THE CITY OF ARCOLA

January, 2022

SEWER ONLY BILLED: 252  
WATER/SEWER BILLED: 611  
VACANTS: 112  
TOTAL CONNECTION COUNT: 975

**Water and Sewer Billed**  
Residential: 333  
Commercial: 92  
96 Units - Apt @ 0.4762: 46  
Compass Development: 140  
Total SFE's: 611

BILLING PERIOD: 12/20/21 - 1/20/22

FWSD 1 - Previous Read 182,612,000  
Read Date: 1/20/22 184,902,000  
Total Gallons Pumped: 2,290,000  
Water received from FB 141: 0  
Water supplied to FB 141: 0  
Gallons Billed 2,120,000  
Leaks and Flushing 5,000  
Pumped vs Billed 93%

FS #1  
Original contract SFE's: 500  
Contract amend. 125 SFE's: 125  
Total SFE's available: 625  
Total SFE's remaining: 14  
GPD Per Connection: 125  
Percentage of Contract: 30%

Notes:

	Penalty	Tap Fee	Sewer	Water	NFBWA	TCEQ	Misc.	Deposit	TOTAL
REVENUE:	\$825.46	-\$1,500.00	\$22,585.39	\$18,637.84	\$8,760.45	\$0.00	\$1,447.83	\$834.97	\$51,591.94

### WASTEWATER TREATMENT PLANT

T.C.E.Q. Permit Number: TX0102385  
Permit expiration date: January, 2024

#### December, 2021

Average daily flow	250,839	Permitted Daily Flow	675,000	Measured by:
Average CBOD	2.8	Permitted CBOD	10	gal.per day
Average Total Suspended Solids	2.51	Permitted T.S.S.	15	lbs/day
Average Ammonia Nitrogen	0.255	Permitted Ammonia Nitrogen	3	mg/l
Average PH	7.47	Permitted PH	6.00 - 9.00	STD UNIT
Average Dissolved Oxygen	7.66	Permitted Dissolved Oxygen	4.0	mg/l
E. coli	1.00	Permitted E. coli	126.0	mpn/100 ml
Total Rainfall	2.25"			
Average daily flow - FS #1	99,600			
FS #1 Flow	15%			
Arcola Flow	22%			

Sewer Treatment plant is currently operating at 37% of the permitted capacity

### Sewer Treatment Plant/Lift Station - Notes



# City of Arcola Sewage Treatment Plant

December-21

Date	Flow Reading	Total Gallons x1000	2hr Peak	CL <sub>2</sub> Res.	Mag. Res.	Final CL <sub>2</sub>	Sample Temp	%Solids SV - 30	Sludge Blanket	Waste Time	Bleach Total Used	Rainfall (Inches)	Inflow From FS1	Gallons from FS1																																																												
11/30/2021	19483		25	2.1	0.11	2.2	3	25	5	25	20	0	143690605																																																													
12/1/2021	19654	171	35	2.3	0.1	2.2	3			30	20	0	143766992	76387																																																												
12/2/2021	19843	189	29	3.1	0.12	2.98	3	28	5	10	20	0	143854360	87368																																																												
12/3/2021	20030	187	33	3	0.1	2.9	3			20	20	0	143944128	89768																																																												
12/4/2021	20254	224	25	2.4	0.11	2.29	3			40	20	0	144050672	106544																																																												
12/5/2021	20440	186	31	2	0.12	1.88	3			10	20	0	144133328	82656																																																												
12/6/2021	20636	196	28	2.1	0.1	2	3			40	20	0	144222544	89216																																																												
12/7/2021	20868	232	50	2	0.11	1.89	3	30	5	30	20	0.25	144308592	86048																																																												
12/8/2021	21068	200	45	2.2	0.13	2.07	3			25	20	0	144400784	92192																																																												
12/9/2021	21276	208	30	3.1	0.09	3.01	3	29	5	30	20	0	144494960	94176																																																												
12/10/2021	21446	170	34	3.6	0.11	3.49	3			10	20	0	144573136	78176																																																												
12/11/2021	21600	154	20	3.5	0.12	3.38	3			20	20	0	144643488	70352																																																												
12/12/2021	21806	206	33	3.6	0.1	3.5	3			40	20	0	144742781	99293																																																												
12/13/2021	21977	171	30	3.4	0.11	3.29	3			30	100	0	144828128	85347																																																												
12/14/2021	22107	130	24	3	0.1	2.9	3	20	5	30	10	0	144909181	81053																																																												
12/15/2021	22321	214	30	3.1	0.09	3.01	3			10	10	0	144992640	83459																																																												
12/16/2021	22502	181	25	3	0.12	2.88	3	29	5	25	10	0	145073792	81152																																																												
12/17/2021	22704	202	39	3.6	0.1	3.5	3			10	10	0	145163536	89744																																																												
12/18/2021	22967	263	26	3.7	0.1	3.6	3			20	10	0	145323888	160352																																																												
12/19/2021	23812	845	60	3.4	0.11	3.29	3			10	10	1.5	145584672	260784																																																												
12/20/2021	24381	569	45	3.2	0.1	3.1	3			20	10	0.5	145736060	151388																																																												
12/21/2021	24811	430	40	3.6	0.11	3.49	3	28	5	40	10	0	145854480	118420																																																												
12/22/2021	25222	411	45	3.4	0.09	3.31	3.1			10	10	0	145967632	113152																																																												
12/23/2021	25502	280	35	3.2	0.1	3.1	3.1	20	5	10	10	0	146045600	77968																																																												
12/24/2021	25806	304	40	3	0.11	2.89	3.1			20	10	0	146169072	123472																																																												
12/25/2021	25997	191	34	3.6	0.08	3.52	3.1			10	10	0	146245296	76224																																																												
12/26/2021	26185	188	31	3.4	0.1	3.3	3.1			10	10	0	146328976	83680																																																												
12/27/2021	26368	183	32	3.2	0.09	3.11	3.1			20	10	0	146403296	74320																																																												
12/28/2021	26575	207	30	3	0.11	2.89	3.1	20	5	20	10	0	146490272	86976																																																												
12/29/2021	26814	239	35	3.1	0.1	3	3.1			25	10	0	146581056	90784																																																												
12/30/2021	27016	202	30	2.9	0.12	2.78	3.1	30	5	20	10	0	146678592	97536																																																												
12/31/2021	27259	243	31	2.8	0.12	2.68	3.1			20	10	0	146783200																																																													
<table> <tr> <td colspan="3">Total Flow Gallons</td><td>777,600</td><td colspan="2">Min. Cl<sub>2</sub></td><td>1.88</td><td colspan="2">Total Cl<sub>2</sub>:</td><td>540</td><td colspan="2">Total Flow FS1</td><td>2,987,987</td><td colspan="2"></td></tr> <tr> <td colspan="3">Daily Average</td><td>675,000</td><td colspan="2">37%</td><td>3.60</td><td colspan="2">Total Daily Avg</td><td>17</td><td colspan="2">Average</td><td>99,600</td><td colspan="2"></td></tr> <tr> <td colspan="3">Daily Peak Flow</td><td>845,000</td><td colspan="2">12/19/2021</td><td></td><td colspan="2">CL<sub>2</sub>:</td><td>2.25</td><td colspan="2">Billing Ratio</td><td>39.71%</td><td colspan="2"></td></tr> <tr> <td colspan="3">2 Hour Peak in GPM</td><td>1389</td><td colspan="2">625</td><td>45%</td><td colspan="2">Total Rainfall:</td><td></td><td colspan="2"></td><td></td><td colspan="2"></td></tr> </table>															Total Flow Gallons			777,600	Min. Cl <sub>2</sub>		1.88	Total Cl <sub>2</sub> :		540	Total Flow FS1		2,987,987			Daily Average			675,000	37%		3.60	Total Daily Avg		17	Average		99,600			Daily Peak Flow			845,000	12/19/2021			CL <sub>2</sub> :		2.25	Billing Ratio		39.71%			2 Hour Peak in GPM			1389	625		45%	Total Rainfall:							
Total Flow Gallons			777,600	Min. Cl <sub>2</sub>		1.88	Total Cl <sub>2</sub> :		540	Total Flow FS1		2,987,987																																																														
Daily Average			675,000	37%		3.60	Total Daily Avg		17	Average		99,600																																																														
Daily Peak Flow			845,000	12/19/2021			CL <sub>2</sub> :		2.25	Billing Ratio		39.71%																																																														
2 Hour Peak in GPM			1389	625		45%	Total Rainfall:																																																																			

Supervising Operator: \_\_\_\_\_

James Durgens

Supervisor Signature: \_\_\_\_\_

Supervisor License #: \_\_\_\_\_

WW0061603 (B)

Date: \_\_\_\_\_

Municipal Operations and Consulting, Inc.

312 Spring Hill Dr. #100

Spring, TX 77386

Phone: 281-367-5511

Fax: 281-367-5517





## Collapse Header

## Permit

Permit ID: TX0102385

Permittee: ARCOLA, CITY OF

Facility: CITY OF ARCOLA WWTP

Permitted Feature:

### Report Dates & Status

**Monitoring Period:** From 12/01/21 to 12/31/21

Status: NetDMR Validated

Principal Executive Officer

First Name:

Title:

No Data Indicator (NODI)

**Form NODI:**

Parameter		NODI	Quantity or Loading		Quality or Concentration			# of Ex.	Freq. of Analysis	Smpl. Type
Code	Name		Value 1	Value 2	Units	Value 1	Value 2			
00300	Oxygen, dissolved [ DO ]	Smpl.				= ▼ 7.66				
1 - Effluent Gross										
Season: 0						>=4.0 Monthly Minimum				
NODI:	▼	NODI				▼				
00400	pH	Smpl.				= ▼ 7.47				
1 - Effluent Gross										
Season: 0						>=6.0 Minimum				
NODI:	▼	NODI				▼				
00530	Solids, total suspended	Smpl.	< ▼ 9.33							
1 - Effluent Gross										
Season: 0						<=84.0 Daily Average				
NODI:	▼	NODI				▼				
00610	Nitrogen, ammonia total [ as N ]	Smpl.	< ▼ 0.422							
1 - Effluent Gross										

Parameter	Code	Name	NODI	Quantity or Loading		Quality or Concentration			# of Ex.	Freq. of Analysis	Smpl. Type
				Value 1	Value 2	Units	Value 1	Value 2			
Season: 0			Req.	<=17.0 Daily Average		Pounds per Day		<=3.0 Daily Average		Weekly	COMPOS
NODI:			NODI								
50050		Flow, in conduit or thru treatment plant	Smpl.	= 0.250839		MGD			0	99/99	TM
1 - Effluent Gross											
Season: 0			Req.	<=0.675 Daily Average	Req Mon Daily Maximum	Million Gallons per Day				Continuous	TOTALZ
NODI:			NODI								
50060		Chlorine, total residual	Smpl.				= 1.88		0	01/01	GR
1 - Effluent Gross											
Season: 0			Req.				>=1.0 Monthly Minimum	<=4.0 Monthly Maximum		Daily	GRAB
NODI:			NODI								
51040		E. coli	Smpl.						0	02/30	GR
1 - Effluent Gross											
Season: 0			Req.							Twice Per Month	GRAB
NODI:			NODI								
70295		Solids, total dissolved	Smpl.	= 1400.0		lb/d			0	01/07	CS
1 - Effluent Gross											
Season: 0			Req.	Req Mon Daily Average		Pounds per Day				Weekly	COMPOS
NODI:			NODI								
80082		BOD, carbonaceous [5 day, 20 C]	Smpl.	< 6.62		lb/d			0	01/07	CS
1 - Effluent Gross											
Season: 0			Req.	<=56.0 Daily Average		Pounds per Day				Weekly	COMPOS
NODI:			NODI								

Edit Check Errors

No results.

DMR Comments

INTERIN II PHASE EFFECTIVE NOVEMBER 11, 2019 AND LASTING THROUGH COMPLETION OF EXPANSION TO THE 0.95 MGD FACILITY.

Comments

78

Attachments

No results.

Report Last Saved By



27316 Spectrum Way  
Oak Ridge, TX 77385  
Phone: (281) 367-5511  
Fax: (281) 367-5517

1825 N Mason Rd  
Katy, TX 77449  
Phone: (281) 347-8686

**City of Arcola  
Bookkeeper Invoice Log (SP)**

**January 2022**

Invoice Date	Invoice #	Vendor	Service/Mdse.	Used At	Invoice Total
20-Dec	262370	Napco	Chemicals	SP	\$ 1,972.00
23-Dec	41577	Chlorinator Maintenance	Repairs/Maintenance	SP	\$ 499.39
30-Dec	224348	BMI	Sludge Haul	SP	\$ 2,730.00
5-Jan	2200225	NWDLS	Lab Fees	District	\$ 1,238.00
10-Jan	263523	Napco	Chemicals	SP	\$ 3,291.50
1-Feb	IN-9995	Municipal Operations & Consulting, Inc.	Wastewater Operations	SP	\$ 3,882.55





# Invoice



**NAPCO**  
CHEMICAL COMPANY  
Customized Water Treatment Solutions

PO Box 1239  
Spring, TX 77383  
Phone: (281) 651-6800

Invoice No.	262370
Customer No.	002788

## Bill To

Municipal Operations & Consulting, Inc  
P.O. Box 1689  
Spring, TX 77383-1689

## Ship To

City of Arcola STP  
5921 FM 521  
MOC  
Arcola, TX 77583

Invoice Date	Order Date	SO Number	Order By	Customer PO Number	Payment Method	
12/20/2021	12/17/2021		Jud	62276	Net 30	
Ship Via		F.O.B.		Salesperson		
				JPR		
Ship Qty	Item Number - Description				Unit Price	Extend Price
1,360.00	NAP-BLEACH-BULK Hypochlorite solutions (Sodium Hypochlorite) - bulk Remarks: Napco Bleach 12.5% Class 8 UN1791 PKG III, RQ, Corrosive DOT-E 12412 (NAPCO 12.5% Bleach) Certified to NSF ANSI Std. 60 MUL 70 mg/L Lot # 120821-11125 - Del: 12/10/21				1.4500	1,972.00



Print Date 12/20/21  
Print Time 11:20 AM  
Page No. 1  
Printed by: Dclem

Total Paid	0.00
Previous Balance	1665.00
Due Date	01/19/22

Subtotal	1972.00
Invoice Total	1972.00



CHLORINATOR MAINT.CO.,INC.

# INVOICE

P. O. Box 1313  
PASADENA, TEXAS 77501  
phone (713) 472-1201  
fax (713) 472-7717

DATE 12/23/2021  
INVOICE # 41577

## BILL TO

Municipal Operations Co.  
P. O. Box 1689  
Accounts Payable  
Spring, Texas 77383

## SHIP TO

Arcola WWTP  
Keith 936-217-0418  
10/20/21

P.O. NO.		TERMS	SHIP VIA	PLUS TAX	TAX EXEMPT	TAXES DIRECT
62158		Net 30	Our service		yes	
QTY	ITEM	DESCRIPTION			PRICE	AMOUNT
		Repair leak at bulk head on CL2 (He will call when he get the tank empty.)				
1	1" bulk head fittings	1" Bulf Head fittings			45.75	45.75
1	1/2" ball valve	1/2" Hyaward ball valve			80.00	80.00
		Total Parts \$125.75				
58	MILEAGE	MILEAGE			0.58	33.64
4	LABOR	LABOR			85.00	340.00
		Total Parts, labor and mileage \$499.39				
		Tax Exempt				
		Thanks for the Order				

It's been a pleasure working with you!

**Total**

\$499.39



BMI - Biosolids Management  
a division of K-3 Resources, LP  
P.O. Box 2236  
Alvin, TX 77512

# Invoice

DATE	INVOICE NO.
12/30/2021	224348

(281) 375-5778

BILL TO
Municipal Operations & Consulting City of Arcola P.O. Box 1689 Spring, TX 77383-1689

SEND PAYMENT TO
K-3 Resources, LP P.O. Box 2236 Alvin, Texas 77512

P.O. NO.	TERMS	PLANT
	Net 30	Arcola

Date	Manifest	Description	QTY/HRS	Rate	Amount
12/24/2021	283423	Liquid Haul - Lime Stabilized	6,500	0.06	390.00
	283424	Liquid Haul - Lime Stabilized	6,500	0.06	390.00
	283901	Liquid Haul - Lime Stabilized	6,500	0.06	390.00
	283902	Liquid Haul - Lime Stabilized	6,500	0.06	390.00
	283903	Liquid Haul - Lime Stabilized	6,500	0.06	390.00
	284103	Liquid Haul - Lime Stabilized	6,500	0.06	390.00
	284104	Liquid Haul - Lime Stabilized	6,500	0.06	390.00
		EMAILED 12/30 AW			
Total					\$2,730.00



North Water District Laboratory Services, Inc.  
130 South Trade Center Parkway  
Conroe, TX 77385

## INVOICE

Date	Invoice No.
01/05/2022	2200225-Municipal Operations and Consulting

PO Number:

Terms: 30.00

Remit Due Date: 02/04/2022

Page: Page 1 of 1

**Invoice To:** Accounts Payable  
Municipal Operations and Consulting  
27316 Spectrum Way  
Oak Ridge, TX 77385

### Samples Received from: 12/03/2021 through 12/27/2021

**Project:** City of Arcola - Non Potable - Weekly Thurs, City of Arcola - Non Potable - Bi Monthly 1, City of Arcola - Non Potable - Weekly - Fri, City of Arcola - Non Potable - Bi Monthly 2, City of Arcola - Fees  
**Project Manager:** Deena Higginbotham  
**Project Number:** 387  
**Work Order(s):** 21L0221, 21L0222, 21L0223, 21L0224, 21L0225, 21L1124, 21L1975, 21L2964, 21L3068, 21L3749, 21L4431

Analysis/Description	Matrix	Qty	Unit Cost	Extended Cost
CBOD-5210	Aqueous	5	\$26.00	\$130.00
DMR Flows	Aqueous	5	\$0.00	\$0.00
DO Field	Aqueous	5	\$10.00	\$50.00
MLSS-2540	Aqueous	2	\$22.00	\$44.00
NELAP Admin Fee	Aqueous	1	\$15.00	\$15.00
netDMR EDD Upload and Final Report	Aqueous	1	\$25.00	\$25.00
NH3-N SEAL-350.1	Aqueous	5	\$22.00	\$110.00
pH Field	Aqueous	5	\$10.00	\$50.00
RBOD-5210	Aqueous	5	\$26.00	\$130.00
RNH3-N SEAL-350.1	Aqueous	5	\$22.00	\$110.00
RTSS-2540	Aqueous	5	\$22.00	\$110.00
TC EC-9223	Aqueous	2	\$50.00	\$100.00
TDS-160.1	Aqueous	5	\$22.00	\$110.00
TSS-2540	Aqueous	5	\$22.00	\$110.00
VSS-160.4	Aqueous	2	\$22.00	\$44.00
Weekday Collection	Aqueous	5	\$20.00	\$100.00

Invoice Total: **\$1,238.00**

**Thank you for being our customer! Don't forget, NWDLS is accredited to do bio-monitoring.**

**Remit To:** Accounts Receivable  
North Water District Laboratory Services, Inc.  
130 South Trade Center Parkway  
Conroe, TX 77385  
Tel: 936 321 6060

**Thank you for being our customer! Don't forget, NWDLS is accredited to do bio-monitoring.**





# Invoice



**NAPCO**  
CHEMICAL COMPANY  
Customized Water Treatment Solutions

PO Box 1239  
Spring, TX 77383  
Phone: (281) 651-6800

Invoice No.	263523
Customer No.	002788

## Bill To

Municipal Operations & Consulting, Inc  
P.O. Box 1689  
Spring, TX 77383-1689

## Ship To

City of Arcola STP  
5921 FM 521  
MOC  
Arcola, TX 77583

Invoice Date	Order Date	SO Number	Order By	Customer PO Number	Payment Method	
1/11/2022	1/10/2022		Jud	63022	Net 30	
Ship Via		F.O.B.		Salesperson		
				JPR		
Ship Qty	Item Number - Description				Unit Price	Extend Price
2,270.00 00	NAP-BLEACH-BULK Hypochlorite solutions (Sodium Hypochlorite) - bulk Remarks: Napco Bleach 12.5% Class 8 UN1791 PKG III, RQ, Corrosive DOT-E 12412 (NAPCO 12.5% Bleach) Certified to NSF ANSI Std. 60 MUL 70 mg/L Lot # : 2022-0046 - Del: 01/06/22				1.4500	3,291.50



Print Date 01/11/22  
Print Time 10:52 AM  
Page No. 1  
Printed by: Dclem

Total Paid	0.00
Previous Balance	3637.00
Due Date	02/10/22

Subtotal	3291.50
Invoice Total	3291.50



		<u>Wastewater Plant</u>							
01/01	5925 FM 521	Monthly auto dialer service.	Monthly auto dialer service.	1.0	\$	32.00	\$	32.00	\$ 32.00
01/05	5925 FM 521	Scheduled chemical delivery for facility: chlorine.	Plant Operator Level III	0.5	\$	35.00	\$	17.50	
			Utility Truck	0.5	\$	18.00	\$	9.00	\$ 26.50
11/08	5925 FM 521	Found tank leaking chlorine, scheduled contractor for repairs.	Foreman	0.5	\$	35.00	\$	17.50	
			Utility Truck	0.5	\$	18.00	\$	9.00	\$ 26.50
11/30	5925 FM 521	Cleaned contact chamber.	Foreman	1.5	\$	35.00	\$	52.50	
			Skilled Laborer	1.5	\$	25.00	\$	37.50	
			Utility Truck	3.0	\$	18.00	\$	54.00	\$ 144.00

Date	Service Location	Work Description	Material/Labor Cost				Job Total
			Labor/Equip	Qty	Rate	Amount	
11/30	5925 FM 521	Generator running test and checked fuel levels.	Foreman	0.5	\$ 35.00	\$ 17.50	
			Utility Truck	0.5	\$ 18.00	\$ 9.00	\$ 26.50
11/30	5925 FM 521	Cleaned and pulled rags from air basins.	Foreman	1.0	\$ 35.00	\$ 35.00	
			Supervisor	2.0	\$ 40.00	\$ 80.00	
			Utility Truck	3.0	\$ 18.00	\$ 54.00	\$ 169.00
12/01	5925 FM 521	Maintenance all blowers, checked oil levels and filters.	Foreman	1.0	\$ 35.00	\$ 35.00	
			Skilled Laborer	1.0	\$ 25.00	\$ 25.00	
			Utility Truck	2.0	\$ 18.00	\$ 36.00	\$ 96.00
12/01	5925 FM 521	Cleaned clarifier #1.	Skilled Laborer	1.0	\$ 25.00	\$ 25.00	
			Utility Truck	1.0	\$ 18.00	\$ 18.00	\$ 43.00
12/02	5925 FM 521	Pulled samples from intake of plant. (Stop pulling samples as of 1/26/22)	Foreman	1.5	\$ 35.00	\$ 52.50	
			Supervisor	1.5	\$ 40.00	\$ 60.00	
			Utility Truck	3.0	\$ 18.00	\$ 54.00	\$ 166.50
12/06	5925 FM 521	Cleaned and pulled rags from air basins.	Foreman	1.0	\$ 35.00	\$ 35.00	
			Utility Truck	1.0	\$ 18.00	\$ 18.00	\$ 53.00
12/07	5925 FM 521	Generator running test and checked fuel levels.	Foreman	0.5	\$ 35.00	\$ 17.50	
			Utility Truck	0.5	\$ 18.00	\$ 9.00	\$ 26.50
12/07	5925 FM 521	Cleaned scum pits.	Chase Truck	4.0	\$ 105.00	\$ 420.00	
			Vactor Crew	2.0	\$ 195.00	\$ 390.00	\$ 810.00
12/07	5925 FM 521	Maintenance all blowers and checked oil levels.	Foreman	1.0	\$ 35.00	\$ 35.00	
			Utility Truck	1.0	\$ 18.00	\$ 18.00	\$ 53.00
12/08	5925 FM 521	Cleaned contact chamber.	Foreman	1.0	\$ 35.00	\$ 35.00	
			Utility Truck	1.0	\$ 18.00	\$ 18.00	\$ 53.00
12/09	5925 FM 521	Pulled samples from intake of plant. (Stop pulling samples as of 1/26/22)	Foreman	1.5	\$ 35.00	\$ 52.50	
			Supervisor	1.5	\$ 40.00	\$ 60.00	
			Utility Truck	3.0	\$ 18.00	\$ 54.00	\$ 166.50

Date	Service Location	Work Description	Material/Labor Cost				Job Total
			Labor/Equip	Qty	Rate	Amount	
12/10	5925 FM 521	Swept and cleaned around facility.	Foreman	0.5	\$ 35.00	\$ 17.50	
			Utility Truck	0.5	\$ 18.00	\$ 9.00	\$ 26.50
12/11	5925 FM 521	Responded to call out for blower failure; upon arrival found blower tripped. Ran test, reset blower and auto dialer.	Foreman-OT	0.5	\$ 52.50	\$ 26.25	
			Utility Truck	0.5	\$ 18.00	\$ 9.00	\$ 35.25
12/13	5925 FM 521	Scheduled contractor to repair leak on chlorine tank.	Supervisor-OT	0.5	\$ 60.00	\$ 30.00	
			Utility Truck	0.5	\$ 18.00	\$ 9.00	\$ 39.00
12/13	5925 FM 521	Cleaned and pulled rags from air basins.	Foreman	1.0	\$ 35.00	\$ 35.00	
			Supervisor	1.5	\$ 40.00	\$ 60.00	
			Utility Truck	2.5	\$ 18.00	\$ 45.00	\$ 140.00
12/13	5925 FM 521	Additional process controls.	Skilled Laborer	1.5	\$ 25.00	\$ 37.50	
			Utility Truck	1.5	\$ 18.00	\$ 27.00	\$ 64.50
12/14	5925 FM 521	Cleaned clarifier #1.	Skilled Laborer	1.5	\$ 25.00	\$ 37.50	
			Utility Truck	1.5	\$ 18.00	\$ 27.00	\$ 64.50
12/14	5925 FM 521	Generator running test and checked fuel levels.	Foreman	0.5	\$ 35.00	\$ 17.50	
			Utility Truck	0.5	\$ 18.00	\$ 9.00	\$ 26.50
12/15	5925 FM 521	Ordered chemical delivery for facility; chlorine.	Foreman	0.5	\$ 35.00	\$ 17.50	
			Utility Truck	0.5	\$ 18.00	\$ 9.00	\$ 26.50
12/16	5925 FM 521	Pulled samples from intake of plant. (Stop pulling samples as of 1/26/22)	Foreman	1.5	\$ 35.00	\$ 52.50	
			Supervisor	2.0	\$ 40.00	\$ 80.00	
			Utility Truck	3.5	\$ 18.00	\$ 63.00	\$ 195.50
12/17	5925 FM 521	Swept and cleaned around facility.	Foreman	0.5	\$ 35.00	\$ 17.50	
			Utility Truck	0.5	\$ 18.00	\$ 9.00	\$ 26.50
12/18	5925 FM 521	Responded to call out for blower failure; checked blowers and plant, no issues found. Reset blower and auto dialer.	Foreman-OT	1.0	\$ 52.50	\$ 52.50	
			Utility Truck	1.0	\$ 18.00	\$ 18.00	\$ 70.50

Date	Service Location	Work Description	Material/Labor Cost				Job Total
			Labor/Equip	Qty	Rate	Amount	
12/19	5925 FM 521	Pulled samples from intake of plant. (Stop pulling samples as of 1/26/22)	Foreman-OT	1.5	\$ 52.50	\$ 78.75	\$ 216.75
			Skilled Laborer-OT	2.0	\$ 37.50	\$ 75.00	
			Utility Truck	3.5	\$ 18.00	\$ 63.00	
12/20	5925 FM 521	Cleaned and pulled rags from air basins.	Foreman	1.0	\$ 35.00	\$ 35.00	\$ 140.00
			Supervisor	1.5	\$ 40.00	\$ 60.00	
			Utility Truck	2.5	\$ 18.00	\$ 45.00	
12/21	5925 FM 521	Generator running test and checked fuel levels.	Foreman	0.5	\$ 35.00	\$ 17.50	\$ 26.50
			Utility Truck	0.5	\$ 18.00	\$ 9.00	
12/23	5925 FM 521	Cleaned contact chamber.	Foreman	1.5	\$ 35.00	\$ 52.50	\$ 144.00
			Skilled Laborer	1.5	\$ 25.00	\$ 37.50	
			Utility Truck	3.0	\$ 18.00	\$ 54.00	
12/26	5925 FM 521	Pulled samples from intake of plant. (Stop pulling samples as of 1/26/22)	Foreman-OT	1.5	\$ 52.50	\$ 78.75	\$ 161.25
			Skilled Laborer-OT	1.0	\$ 37.50	\$ 37.50	
			Utility Truck	2.5	\$ 18.00	\$ 45.00	
12/27	5925 FM 521	Cleaned and pulled rags from air basins.	Foreman	1.0	\$ 35.00	\$ 35.00	\$ 140.00
			Supervisor	1.5	\$ 40.00	\$ 60.00	
			Utility Truck	2.5	\$ 18.00	\$ 45.00	
12/27	5925 FM 521	Cleaned facility office.	Skilled Laborer	1.0	\$ 25.00	\$ 25.00	\$ 43.00
			Utility Truck	1.0	\$ 18.00	\$ 18.00	
12/27	5925 FM 521	Cleaned contact chamber.	Skilled Laborer	2.0	\$ 25.00	\$ 50.00	\$ 86.00
			Utility Truck	2.0	\$ 18.00	\$ 36.00	
12/28	5925 FM 521	Covered all exposed conduit in chlorine area.	Foreman	1.0	\$ 35.00	\$ 35.00	\$ 104.30
			Utility Truck	1.0	\$ 18.00	\$ 18.00	
			Materials			\$ 51.30	
12/28	5925 FM 521	Generator running test and checked fuel levels.	Foreman	0.5	\$ 35.00	\$ 17.50	\$ 26.50
			Utility Truck	0.5	\$ 18.00	\$ 9.00	



Date	Service Location	Work Description	Material/Labor Cost				Job Total
			Labor/Equip	Qty	Rate	Amount	
12/29	5925 FM 521	Cleaned contact chamber.	Foreman	1.0	\$ 35.00	\$ 35.00	\$ 96.00
			Skilled Laborer	1.0	\$ 25.00	\$ 25.00	
			Utility Truck	2.0	\$ 18.00	\$ 36.00	
12/30	5925 FM 521	Cleaned clarifier #2.	Skilled Laborer	1.5	\$ 25.00	\$ 37.50	\$ 64.50
			Utility Truck	1.5	\$ 18.00	\$ 27.00	
12/30	5925 FM 521	Swept and cleaned around facility.	Foreman	0.5	\$ 35.00	\$ 17.50	\$ 26.50
			Utility Truck	0.5	\$ 18.00	\$ 9.00	
Total Wastewater Plant			\$3,882.55				